

Coachbuilt 26

CI-tourer T | chic c-line T



PRICE LIST 26.1 EN

Valid from 01/08/2025

carthago[®]
Das Reisemobil.

chic c-line

Table of contents

Weight notes

3-6

3.5 tons



C1-tourer T lightweight 3.5 t

7-23

The C1-tourer lightweight 3.5 t models boast intelligent lightweight construction that enables optimum comfort and practical equipment on a low kerb weight in the 3.5 t class.

FIAT
AL-KO


Mercedes-Benz
AL-KO

4.2 tons



C1-tourer T comfort 4.2 t

7-23

Sporty, distinctive and cosy at the same time. The C1-tourer comfort 4.2 t is ideal for registration outside the 3.5 t weight class and focuses on total living comfort and uncompromising practicality.

FIAT
AL-KO


Mercedes-Benz
AL-KO

4.2 tons



C1-tourer T Edition+ comfort 4.2 t

24-33

With the Edition+ model, you can enjoy a full range of on-board equipment without compromise – everything your heart desires. Whether comfort, safety or design – the C1 Tourer Edition+ is an all-round package that leaves nothing to be desired.

FIAT
AL-KO


Mercedes-Benz
AL-KO

4.5 tons



chic c-line T

35-43

The fascination of the Carthago premium class: elegance, comfort and extravagance

FIAT
PROFESSIONAL
AL-KO


Mercedes-Benz
AL-KO

Tips and additional equipment information

44-45

General notes

46

Footnotes

46-47

IMPORTANT LEGAL AND TECHNICAL INFORMATION FOR THE SELECTION AND CONFIGURATION OF YOUR MOTORHOME

Each motorhome is only approved for a certain maximum weight on the road, which must not be exceeded under any circumstances when driving. When you select and configure your motorhome or van (hereinafter referred to as: "motorhome"), the technical and legal limits for the weight of the motorhome are therefore extremely important. These play a decisive part in the configuration, particularly when the additional equipment is being selected (equipment packages, special equipment and options).

The technical and legal requirements for the weight of your motorhome are regulated in EU Implementing Regulation No. 2021/535 (until June 2022: EU Implementing Regulation No. 1230/2012). This applies uniformly within the European Union. In order to make it easier for you to select and configure your motorhome in compliance with the legal and technical requirements, we will explain the key terms and requirements of this regulation and give you some information that is extremely important for configuring your vehicle and selecting your additional equipment (equipment packages, special equipment and options) from the items that are available from the factory. Please read this information carefully before configuring and ordering your vehicle. Our dealers will provide you with additional assistance in selecting and configuring your motorhome.

1. TECHNICALLY PERMISSIBLE GROSS VEHICLE WEIGHT

The technically permissible gross vehicle weight describes the maximum permissible weight, based on the layout, that your motorhome is allowed to weigh when laden (e.g. 3.500 kg, 4.500 kg) as specified by the manufacturer. This is entered in Part I of the registration certificate. You can find information about the technically permissible gross weight for each layout in the technical data which is shown in our sales documents (e.g. in the price lists).

Illustration in the price list:

C1-tourer		
T 143 KB-LE lightweight 3.5 t		
	Fiat Ducato	Mercedes-Benz Sprinter
Transmission	8G automatic torque converter	9G-TRONIC automatic transmission
Standard chassis	AL-KO low frame 35 special light	AL-KO low frame special light 315 CDI
Base engine	Diesel 2.2 l (140 HP / 103 kW)	Diesel 2.0 l (150 HP / 110 kW)
Length / width / height ^{1) 2) 3)} (mm)	6,900 / 2,270 / 2,920	7,060 / 2,270 / 2,950
Wheel base (mm)	3,800	3,900
Double floor height / Double floor storage compartment (mm)	220 / 460	220 / 460
Headroom in living area (mm)	1,980	1,980
Rear garage interior height (mm)	1,200	1,200
Door width / height rear garage on passenger side (LHD) (mm)	1,050 x 1,140	1,050 x 1,140
Door width / height, rear garage on passenger side (LHD) (mm)	850 x 1,140	850 x 1,140
Technically permissible gross vehicle weight ⁴⁾ (kg)	3,500	3,500
Weight in running order ⁵⁾ (kg)	2,943 (2,796 - 3,090)	2,896 (2,751 - 3,041)
Weight of additional equipment in series production specified by the manufacturer ⁷⁾ (kg)	190	236
Max. towing capacity ⁸⁾ (kg)	2	2
Max. number of seats with 3-point safety belt while driving (standard / optional) ⁹⁾	4	4

The technically permissible gross vehicle weight (e.g. 3.500 kg) must not be exceeded under any circumstances while driving. If the vehicle exceeds the technically permissible gross weight while driving, this constitutes an administrative offence which may be punishable with a fine. We therefore urgently advise you to check this before each journey and ensure that you and your vehicle do not exceed the technically permissible gross vehicle weight (e.g. 3.500 kg).

2nd MASS IN RUNNING ORDER

The weight in roadworthy condition corresponds to the (unladen) weight of the vehicle with standard factory equipment (including lubricants, tools, tyre repair kit and a fuel tank that is 90% full) plus a statutory default weight of 75 kg for the driver.

The mass in running order essentially includes the following items:

- the unladen weight of the vehicle with the main cabin including filled operating fluids such as lubricating grease, oils and coolants;
- the standard equipment, i.e. all items of equipment that are included as standard in the vehicle;
- a fresh water tank that is 100% full when driving (filling when driving in accordance with the manufacturer's specifications. You will find the manufacturer's information about filling the vehicle in the sales documents (e.g. in the price lists). This is 20 l or 50 l depending on the model range) and an aluminium gas bottle that is 100% full, weighing 16 kg;
- a fuel tank that is 90% full;
- the driver, whose weight is set at a flat rate of 75 kg, regardless of the driver's actual weight.

The mass in running order is therefore the basic configuration of the vehicle model you have selected with standard equipment plus a statutory flat rate weight of 75 kg for the driver. This changes after selecting additional equipment (equipment packages, special equipment, options).

You will find information about the weight in running order for each layout in our sales documents (e.g. in the price lists).

It is important that the value given in our sales documents for the weight in running order is a standard value which is determined during the type approval procedure and checked by the authorities. It is legally permissible and possible for the mass in running order of the vehicle which is delivered to you to differ from the nominal value specified in the sales documents due to production-related tolerances. The legal tolerance is $\pm 5\%$. The EU legislator has taken into account the fact that there are certain fluctuations in the mass in running order due to fluctuations in the weight of the supplied parts as well as process and weather-related factors. Please take this into consideration when selecting and configuring your motorhome.

Example calculation illustrating these (permissible) production-related weight deviations:

Mass in running order according to sales documents:	2.900 kg
Legal tolerance of $\pm 5\%$:	145 kg
Legally permissible range of mass in running order:	2.755 to 3.045 kg

The specific range of permissible weight deviations for the mass in running order for each layout can be found in the technical data shown in our sales documents. As a manufacturer, we endeavour to restrict weight fluctuations to the minimum that is unavoidable in terms of production technology. Deviations above and below within the legally permissible tolerance range therefore only occur very rarely. However, in spite of constant technical optimisation of the production process, these cannot be completely avoided.

In order to ensure that all of the vehicles which are actually delivered comply with the legally permissible tolerance, the actual weight of the vehicle and compliance with the permissible tolerance of $\pm 5\%$ is checked by us as the manufacturer by weighing the vehicle upon completion in the production area at the end of the production line. Your dealer will inform you of the actual weight of your vehicle that was measured at the end of the production line. This gives you full transparency about any weight discrepancies that may be present in your vehicle.

3rd NUMBER OF MAXIMUM PERMITTED SEATS / WEIGHT OF PASSENGERS

The maximum number of permitted seats while driving is determined by us as the manufacturer during the type approval procedure. The weight of the passengers results from the maximum number of permitted seats. The weight of the passengers is a flat rate of 75 kg for each approved seat which we as the manufacturer have provided for the vehicle, regardless of what the passengers actually weigh. This is also a legally prescribed calculation. Since the weight of the driver is already included in the mass in running order, i.e. 75 kg (see section 2.), this is not taken into consideration in the weight of the passengers. In a motorhome with four approved seats, the weight of the passengers is $3 \times 75 \text{ kg} = 225 \text{ kg}$.

The specification of the maximum permissible number of seats in the sales documents refers to the respective vehicle weight in a standard set-up without additional equipment (for additional equipment, see section 4.) and specifies the maximum possible number of persons who can be seated while driving. However, the number of seats depends on the weight and axle load. For example, it can be reduced by installing additional equipment (e.g. by selecting equipment packages, special equipment and options) or, depending on the model, only be achieved by increasing the permissible total weight and/or by omitting additional equipment.

4th ACTUAL WEIGHT AND ADDITIONAL EQUIPMENT

The mass in running order (see section 2.) and the weight of the factory-installed additional equipment (equipment packages, special equipment, options) in a specific vehicle are collectively referred to as the actual weight of the vehicle.

You can find information about the actual weight of your vehicle after it has been handed over in section 13.2 of the Certificate of Conformity (CoC), which will be given to you by your dealer when the handover takes place.


Please note that the actual weight which is specified in the Certificate of Conformity (CoC) is also a standard value. Since the mass in running order – as part of the actual weight – has a legally permissible tolerance of $\pm 5\%$ (see section 2.), the actual weight can deviate from the specified nominal value accordingly.

According to the legal definition, the so-called additional equipment includes all optional equipment parts that are not included in the standard equipment and is fitted to the vehicle by the manufacturer (i.e. ex works) and can be ordered by the customer (e.g. awning, bicycle or motorcycle rack, satellite system, solar energy system, oven etc.). Information about the individual or package weights of the equipment packages, special equipment and options which can be ordered can be found in our sales documents. Other accessories that are retrofitted after delivery of the vehicle from the factory by the dealer or by you personally are not included in the special equipment in this sense.

5th MAXIMUM WEIGHT OF ADDITIONAL EQUIPMENT SPECIFIED BY THE MANUFACTURER AND PAYLOAD

Since the installation of additional equipment is also subject to legal and technical limits, we determine the value of the maximum weight of additional equipment which can be fitted to the vehicle in addition to the standard equipment (e.g. by selecting equipment packages and/or special equipment) for each layout and vehicle. This value must not be exceeded when you are selecting and configuring your vehicle.

The weight of additional equipment specified by the manufacturer can be found in our sales documents (e.g. in the price lists).

C1-tourer		
		
	T 143 KB-LE lightweight 3.5 t	
	Fiat Ducato	Mercedes-Benz Sprinter
Transmission	8G automatic torque converter	9G-TRONIC automatic transmission
Standard chassis	AL-KO low frame 35 special light	AL-KO low frame special light 315 CDI
Base engine	Diesel 2.2 l (140 HP / 103 kW)	Diesel 2.0 l (150 HP / 110 kW)
Length / width / height ^{1) 2) 3)} (mm)	6,900 / 2,270 / 2,920	7,060 / 2,270 / 2,950
Wheel base (mm)	3,800	3,900
Double floor height / Double floor storage compartment (mm)	220 / 460	220 / 460
Headroom in living area (mm)	1,980	1,980
Rear garage interior height (mm)	1,200	1,200
Door width / height rear garage on passenger side (LHD) (mm)	1,050 x 1,140	1,050 x 1,140
Door width / height, rear garage on passenger side (LHD) (mm)	850 x 1,140	850 x 1,140
Technically permissible gross vehicle weight ⁴⁾ (kg)	3,500	3,500
Weight in running order ⁵⁾ (kg)	2,943 (2,796 - 3,090)	2,896 (2,751 - 3,041)
Weight of additional equipment in series production specified by the manufacturer ²⁾ (kg)	190	236
Max. towing capacity ¹⁰⁾ (kg)	2	2
Max. number of seats with 3-point safety belt while driving (standard / optional) ⁵⁾	4	4

The maximum weight of additional equipment specified by the manufacturer is intended to ensure that the legally prescribed minimum payload is also actually available for the vehicle payload after delivery of a vehicle by the manufacturer. This means that only a certain amount of additional equipment can be ordered and installed in the factory, in order to leave a sufficient weight allowance available for luggage and other accessories (the so-called payload) without exceeding the technically permissible gross vehicle weight.

The payload is calculated by subtracting the mass in running order (nominal value according to the sales documents, see section 2.), the weight of passengers (see section 3.) and the maximum weight of additional equipment specified by the manufacturer from the technically permissible gross vehicle weight (see section 1).

For motorhomes, the European legislation prescribes a fixed minimum payload, which must remain for luggage or other accessories which are not installed in the factory. This minimum payload is calculated as follows:

$$\text{Minimum payload in kg} \geq 10 * (n + L)$$

In this calculation: "n" = maximum number of passengers plus the driver and "L" = total length of vehicle in metres (including decimal places).

For a motorhome with a length of 7 m and 4 approved seats (including the driver), for example, the minimum payload is 10 kg * (4 + 7) = 110 kg.

When you are configuring your motorhome, please note that the payload must not fall below the minimum.

To ensure that the minimum payload is adhered to, there is a maximum combination of additional equipment which can be ordered for each vehicle model. In the above-mentioned example with a minimum payload of 110 kg, the total weight of additional equipment for a vehicle with four approved seats (including the driver) and a mass in running order of 2.900 kg should be a maximum of 265 kg:

3.500 kg	Technically permissible gross vehicle weight
- 2.900 kg	Mass in running order
- 3 x 75 kg	Weight of passengers
- 110 kg	Minimum payload
= 265 kg	Additional equipment

Please note that this calculation is based on the standard value for the mass in running order determined during the type approval process, without taking account of the permissible weight deviations for the mass in running order (see section 2.). If the maximum permissible value for the additional equipment of (in this example) 265 kg is almost or completely exhausted, an upward weight deviation in the mass in running order may therefore result in the minimum payload of 110 kg being theoretically maintained using the standard value of the weight in running order, but in reality there is no corresponding payload option.

Here is another sample calculation for a vehicle with four approved seats, whose actual mass in running order is 1% above the nominal value:

3.500 kg	Technically permissible gross vehicle weight
- 2.929 kg	Actual mass in running order of the vehicle (+ 1% compared to the 2.900 kg specified in the sales documents)
- 3 x 75 kg	Weight of passengers
- 265 kg	Weight of additional equipment
= 81 kg	Actual payload (< minimum payload of 110 kg); in this example, the minimum payload is therefore undershot by 29 kg

In order to avoid such a shortfall in the minimum payload, the manufacturer reduces the weight of the additional equipment that can be ordered based on the layout. Limiting the additional equipment is intended to ensure that the minimum payload, i.e. the legally prescribed weight available for luggage and other accessories, is actually achieved for the payload of the vehicles delivered by the manufacturer.

As, due to production reasons, the actual weight of the specific vehicle is only determined when it is weighed at the end of the production line, it cannot be completely ruled out that in rare exceptional cases a situation may arise, whereby the minimum payload is not guaranteed at the end of the production line despite this limitation of additional equipment. In order to guarantee the minimum payload in these cases, the manufacturer will check with you and your dealer before delivery of the vehicle whether, for example, the vehicle is overloaded, the number of permitted seats is reduced or additional equipment is omitted to reduce the weight, so that you receive a vehicle that has the legal minimum payload. The weight of additional equipment offered by the manufacturer can be found in our sales documents (e.g. in the price lists).

Illustration in the price list:

Article no.		£ incl. 20% VAT	kg
Fiat Ducato chassis			
310227	140 hp / 103 kW engine, Euro 6e-bis, f35 light, 8-speed automatic torque converter transmission ^{67) 68)}	Standard	-
310071	180 HP / 132 kW engine, Euro VIe, f40 heavy, 8-speed automatic torque converter ^{69) 67)}	Standard	-
311810	Reinforced front axle springs for optimal ride comfort ⁶⁷⁾	535	-
311815	AL-KO "ACS" High Performance front axle spring strut ⁶⁷⁾	1,285	-
310469	Load increase from 4.250 kg to 4.500 kg with Fiat Ducato f40 heavy	295	-
331615	Fiat full LED headlights ⁴⁴⁾	1,165	-
210338	Fiat 10.1" multimedia system incl. sat nav, motorhome route guidance and DAB+ ⁴⁰⁾	1,250	1
310605	90-litre fuel tank	105	23
410281	Cab exterior colour black metallic	950	-

The additional weight of additional equipment (all items of equipment not included in the standard scope of delivery) increases the actual weight of the vehicle (= weight in running order plus the selected additional equipment) and reduces the payload. The specified value indicates the additional weight compared to the standard equipment of the respective layout. The total weight of the selected additional equipment (equipment packages, special equipment and options) must not exceed the maximum weight for additional equipment specified by the manufacturer.

6. THE EFFECTS OF MASS IN RUNNING ORDER TOLERANCES ON THE PAYLOAD

Regardless of the minimum payload, you should also note that unavoidable production-related fluctuations in the mass in running order have an effect on the remaining payload:

if you order our example vehicle (see section 5.) with additional equipment with a total weight of 150 kg, the calculated payload is 225 kg based on the default value for the mass in running order. Due to the tolerances, the payload that is actually available may deviate from this value and may be higher or lower. If the mass in running order of your vehicle is about 1% higher than the weight specified in the sales documents, the possible payload is reduced from 225 kg to 196 kg:

3.500 kg	Technically permissible gross vehicle weight
- 2.929 kg	Actual mass in running order of the vehicle (+ 1% compared to the 2.900 kg specified in the sales documents)
- 3 x 75 kg	Weight of passengers
- 150 kg	Ordered additional equipment for the specifically configured vehicle
= 196 kg	Actual payload

To ensure that the calculated payload is actually achieved, you should therefore take into account the possible and permissible tolerances in the mass in running order when selecting and configuring your vehicle. We also strongly recommend weighing the laden motorhome on a non-automatic weighbridge before every journey and determining whether the technically permissible total vehicle weight and the technically permissible total axle load are adhered to, taking account of the individual weight of passengers.



You can find more information online!

C1-tourer

lightweight 3.5 t | comfort 4.2 t



FIAT
PROFESSIONAL
AL-KO


Mercedes-Benz
AL-KO

The sophisticated all-rounder

The lightweight class



- lightweight 3.5 t models with permissible gross vehicle weight of 3.500 kg and 4 approved seats
- Innovative lightweight construction enables practical equipment in the 3.5 t class

Standard AL-KO low frame Carthago special light / special (depending on model):



- lightweight 3.5 t models with 3.500 kg permissible gross vehicle weight
- comfort 4.2 t models with up to 4.500 kg permissible gross vehicle weight

Double floor with huge, heated storage space:



- Usable height up to 55.5 cm
- Exterior access via several large hatches. Convenient interior access via the seat bench cover of the L-shaped lounge seating area and large living area floor hatches
- Large, central through-loading compartment (interior height 22 cm) with extra-low double floor storage compartment (usable height 46 cm), conveniently loadable from the outside through the XL habitation door via a large, self-supporting living area floor hatch
- Entire double floor heated with climate storage function

Carthago body construction for liner premium class:



- High-stability body connection using frame members (roof-wall / floor-wall)
- Entirely wood-free construction with water-repellent RTM hard foam insulating core
- Interior walls and inside of roof made from aluminium
- Microfibre, climate-regulating wall lining

	light-weight 3.5t	comfort 4.2t
--	-------------------	--------------

Chassis

Carthago special light AL-KO low frame:	X	-
Carthago special AL-KO low frame	-	X
All-weather tyres (M+S)	X	X
16-inch steel wheels	X	X
Daytime running lights integrated in headlights	X	X
Mud flaps on rear axle	X	X
Fix & Go breakdown kit	X	X

Fiat Ducato with AL-KO low frame


Engine: 2.2 l diesel Multijet 3 with Adblue (19 l), 140 HP / 104 kW, 4 cylinders, 380 Nm, Euro 6e-bis, 8-speed automatic torque converter transmission	X	-
Engine: 2.2 l diesel Multijet 3 with Adblue (19 l), 180 HP / 132 kW, 4 cylinders, 450 Nm, Euro VIe, 8-speed automatic torque converter transmission, front-wheel drive	-	X
8G automatic torque converter as standard	X	X
Manual air conditioning system	X	X
Start / Stop system	X	X
60-litre fuel tank (Fiat Ducato)	X	X
Side wind assistant, cruise control, ABS, ESP, ASR, electric immobiliser, Hillholder, Hill Descent Control, Traction Plus, trailer stability control, collision braking system ⁶⁵⁾	X	X
Driver / passenger airbag ¹¹⁾	X	X
Cup holder	X	X

Mercedes-Benz Sprinter with AL-KO low frame

Engine: 2.0 l diesel with Adblue (22 l), 150 HP / 110 kW, 4 cylinders, 330 Nm, Euro VI E, front-wheel drive	X	X
9G-Tronic automatic transmission incl. hillholder	X	X
Start / Stop system	X	X

	light-weight 3.5t	comfort 4.2t
Mercedes-Benz Sprinter with AL-KO low frame		
Keyless Start incl. Start/Stop button	X	X
Driver / passenger airbag ¹⁾	X	X
Side Wind Assist, hillholder, ABS, ASR, EBV, ESP	X	X
Driver and passenger cup holders, glove compartment on passenger side (LHD)	X	X
Hinged lid for storage compartment	X	X
Automatic driving light control	X	X
Mercedes-Benz emergency call system, breakdown management	X	X
Fleece battery 12 V / 92 Ah	X	X
65-litre fuel tank (Mercedes-Benz)	X	X
Active Brake Assist and Driver Drowsiness Detection	X	X
Original Mercedes-Benz wheel trims	X	X
Pre-wiring (cable set) for habitation door central locking system	X	X
Electric hot air auxiliary heating in cab	X	X
 Liner premium-class body construction		
10-year water ingress warranty	X	X
Wood-free body construction with GRP roof and floor covering	X	X
Roof/wall connection via curved roof and frame member	X	X
Roof rail system at side with rainwater drainage	X	X
Side and rear walls with aluminium on the interior and exterior	X	X
RTM hard foam insulating core in roof, floor and side wall	X	X
Floor to side wall connection using aluminium frame member bonded over its entire surface with additional cold stop	X	X
Total wall and roof thickness, 38 mm	X	X
Exterior hatches made from original "Carthago Isoplus" side wall material	X	X
Internal/external hatch seal, outer seal as water spray protection	X	X
Exterior hatches and habitation door with internal hinges	X	X
Segmented side skirts made from aluminium profile	X	X
4-part rear frame with separate rear bumper 148 KB-LE H	-	X
Dynamic design rear (not 148 KB-LE H) in Mercedes-Benz models incl. design enhancements	X	X
Carthago rear lights with Carthago "C" branding in LEDs	X	X
Seitz S4 habitation window, double frame with insulated glazing and no thermal bridge, insect screen blind and pleated blackout blind	X	X
LED exterior light above habitation door with rain deflector	X	X
Electrically extending entrance step for habitation door with warning buzzer	X	X
 Cab		
Body-coloured bumper and side attachments	X	X
Radiator grille with chrome elements (Mercedes-Benz), Radiator grille with Carthago lettering (Fiat)	X	X
T-pod in GRP	X	X
Cab doors with central locking and electric windows on driver's and passenger sides (LHD)	X	X
Driver's and passenger's comfort seats in living area material, rotatable, with padded armrests (Fiat)	X	X
Aguti driver's and passenger's comfort seats in living area material, rotatable, padded armrests (Mercedes-Benz)	X	X
Electrically adjustable and heated exterior rear view mirrors	X	X
All-around overhead storage cabinets above cab	X	X
Partition curtain to living area	X	X
 Double floor storage compartment		
Usable height up to 55.5 cm	X	X
Through-loading storage compartment with lighting and heating	X	X
Outside access via several large hatches	X	X
Interior access via the L-shaped lounge seating area with patented fitting, fold-up side bench seat and via the large living area floor hatch in the entrance and kitchen area	X	X
Central through-loading storage compartment (interior height 22 cm) with low double floor storage compartment (usable height 46 cm)	X	X

	light-weight 3.5t	comfort 4.2t
 Large scooter garage		
Scooter garage load capacity up to 350 kg	X	X
Large garage door on passenger side, additional door on driver's side (LHD)	X	X
Garage floor with GRP on top and bottom, anti-slip coating	X	X
With all-around frost-proof insulation and heating	X	X
Lashing system via aluminium frame member, including eight lashing eyes	X	X
 Interior design		
"Casablanca 2" style range: Fine Cherry furniture finish with large overhead cabinet fronts in bicolour appearance in high-gloss ivory combined with modern accents in anthracite black (143 KB-LE, 145 RB-LE, 147 RB-LE, 148 RB-QB)	X	X
"Casablanca 1" style range: Fine Cherry furniture finish with overhead cabinet fronts in high-gloss ivory (only in 148 KB-LE H)	-	X
 Living area		
Inside of walls and roof with microfibre, climate-regulating wall covering	X	X
L-shaped lounge seating area with side bench seat	X	X
Living area window above side bench seat on passenger side (LHD) (148 KB-LE H)	X	X
360° living area table, rotatable using a foot pedal and movable in two directions	X	X
Swivel-out shoe cabinet with storage system in bench seat base, including LED accent light	X	X
Seat upholstery with multilayer premium foam core and back support function	X	X
"Durafix" double connecting technology: furniture parts screwed together and mortised	X	X
Hatch closer with soft closing mechanism	X	X
Curtain system including removable decorative curtain	X	X
 Kitchen		
Kitchen countertop as visual room divider and additional worktop (except 143 KB-LE model)	X	X
Kitchen work surface in scratch-resistant slate-effect	X	X
Worktop lit from underneath with LED light strip	X	X
Kitchen unit with cutlery drawer	X	X
"Easy glide" kitchen drawers with roller-mounted and soft-close mechanism	X	X
Separate waste bins in separate hygiene area	X	X
3-ring hob with divided glass cover (one-piece in 143 KB-LE models) with robust enamelled wire pan support and stainless steel base	X	-
3-ring hob with divided glass cover (one-piece in 143 KB-LE models) with robust cast-iron trivet and glass base	-	X
Round stainless steel sink embedded in work surface with multifunctional sink cover including wall holder for extending size of worktop	X	X
Mixer tap in metal design at practical pot height	X	X
Kitchen rear wall in cream decorative glass	X	X
Large refrigerator with door opening on both sides (143 KB-LE, 145 RB-LE, 147 RB-LE K, 148 RB-QB K models: slim tower) with separate freezer compartment, automatic energy source selection 12 V / 230 V / gas mode	X	X
Mini Heki skylight	X	X
 Bathroom Dressing room		
Dressing room & room partitioning		
Dressing room with lockable washroom door or luxury bathroom door to living area (except 148 KB-LE H model)	X	X
Solid wood sliding door in front of sleeping area (145 RB-LE, 147 RB-LE models)	-	X
Pull-out TV wall and room divider in front of sleeping area (148 RB-QB model)	-	X
Floor-to-ceiling wardrobe with two clothes rails and shelf integrated in the dressing room (147 RB-LE model)	X	X
Combined bathroom with separable round shower (143 KB-LE models)		
Towel rail above round shower	X	X
Hand-held shower head height-adjustable on chrome rail	X	X
Mini Heki skylight	X	X
Washbasin base cabinet unit with toilet roll holder, mirrored storage cabinet	X	X

	light-weight 3.5t	comfort 4.2t
Luxury bathroom with separate shower room (145 RB-LE, 147 RB-LE, 148 RB-LE models)		
“One level” step-free shower access	X	X
Towel rail above round shower	X	X
Shower floor inlay in living area floor design, removable for showering	X	X
Hand-held shower head height-adjustable on chrome rail	X	X
Roof light in shower room	X	X
Mini Heki skylight in washroom	X	X
Washbasin base cabinet with toilet roll holder, countertop washbasin and mirror (145 RB-LE, 147 RB-LE, 148 RB-LE layouts)	X	-
Washbasin base cabinet with toilet roll holder, countertop washbasin, mirrored storage cabinet and mirror with indirect LED lighting (145 RB-LE, 147 RB-LE, 148 RB-LE layouts)	-	X
 Sleeping		
Fixed beds in rear area		
Two-part heated and ventilated slatted frame	X	X
7-zone, high-quality cold foam mattress	X	X
Mini Heki skylight	X	X
Lengthways single beds / queen-size bed: Raisable head section	X	X
Queen-size bed adjustable on both sides with reading function (148 RB-QB model)	X	X
Lengthways single beds		
Fixed access steps	X	-
Pull-out access steps including extended sleeping area	-	X
Wardrobes beneath the beds, lowered into the double floor, with lift function and divided mattress	X	X
All-around overhead storage cabinets	X	X
 On-board technology		
Water		
Fresh water and waste water tank in heated double floor, cleaning opening via living area floor hatch or scooter garage (depending on model)	X	X
Central water drain in central double floor	X	X
Low-maintenance pressurised water pump system	X	X
Gas		
External gas bottle compartment in low position, exterior hatch with separate prop strut (depending on model)	X	X
Gas bottle compartment in rear area, accessible via separate gas compartment door (143 KB-LE model)	X	X
Holds 2 x 11 kg gas bottles	X	X
Main gas taps in kitchen area	X	X
Electrical system		
Electrical centre in scooter garage including charger, fuses, fuse protection, 16 A automatic charger with automatic cut-off in the event of low voltage	X	X
Heated battery centre, with 1 x 80 Ah gel battery in double floor, access via double floor storage compartment on driver's side (LHD), main power switch	X	X
Truma CP+ digital control panel for hot air heating, behind technical panel above habitation door	X	X
230 V socket in entrance area, kitchen, bathroom, scooter garage	X	X
12 V socket in cab (Fiat)	X	X
USB socket in cab (Fiat: 3x, Mercedes-Benz: 1x)	X	X
Innovative light concept		
Ceiling canopy with additional LED spotlights and indirect LED lighting	X	X
LED accent light in kitchen area / seat bench plinth (seat bench plinth only in 143 KB-LE model)	X	X
Work light and ambient lighting can be switched on separately	X	X
Pre-wiring for 24" / 32" LED flat screen TV (not GR 145 RB LE, 147 RB-LE, 148 RB-QB models)	X	X
 Heating technology		
Hot air vents in living area, double floor, scooter garage and habitation door entrance	X	X
Underfloor heating effect due to heated double floor with heat storage	X	X

There are two different weight and equipment variants in the C1-tourer range. For you as a customer, this distinction provides a clear indication of which models meet your requirements.



Our **lightweight 3.5 t models** are the perfect choice for those who value a lightweight vehicle that meets the requirements of the 3.5 t class and can be driven with a B Class EU driving licence. They combine innovative lightweight construction with the Carthago premium DNA.



Our **comfort 4.2 t models** are the perfect choice for those who are not dependent on the 3.5 t weight class and want to experience premium comfort. The huge payload reserves and maximum living comfort of these models leave nothing to be desired.


To make it as easy as possible for you to choose the right model, here are the equipment differences between the lightweight 3.5 t and comfort 4.2 t models.

lightweight 3.5 t	comfort 4.2 t	Optional on lightweight 3.5 t
Basic vehicle Fiat Ducato		
Fiat Ducato with technically permissible gross vehicle weight of 3.500 kg with Carthago special light AL-KO low frame	Fiat Ducato with technically permissible gross vehicle weight of 4.250 kg with AL-KO low frame Carthago special	
Standard 60-litre fuel tank	Standard 60-litre fuel tank, 90-litre fuel tank in Basic Plus package	○
Mercedes-Benz Sprinter chassis		
Mercedes-Benz Sprinter with technically permissible gross vehicle weight of 3.500 kg with Carthago special light AL-KO low frame	Mercedes-Benz Sprinter with technically permissible gross vehicle weight of 4.200 kg with AL-KO low frame Carthago special	
Standard 65-litre fuel tank	Standard 65-litre fuel tank, 92-litre fuel tank available in Basic Plus package	○
Body		
Double floor exterior access via storage compartment hatch in front of XL habitation door (depending on model)	Double floor exterior access via storage compartment hatch in front of XL habitation door and additional, lowered exterior storage compartment behind XL habitation door (depending on model)	○
Double floor lighting		
Huge double floor storage compartment in entrance area with additional storage compartment lowering, made from robust lightweight material	Huge double floor storage compartment in entrance area with additional storage compartment lowering made from high-quality RTM sandwich material and hard-wearing GRP floor covering*	
Washroom		
Large washroom with modern countertop washbasin, large wall mirror and additional storage cabinet (only 145 RB-LE model)	Large washroom with extra-large, all-around mirror cabinet and large, flush-mounted washbasin	
Washbasin base cabinet with toilet roll holder	Washbasin base cabinet with toilet roll holder and laundry basket*	
Kitchen		
3-ring hob with one-piece or two-piece glass cover (depending on model), enamelled wire pan support and stainless steel base**	3-ring hob with one-piece or two-piece glass cover (depending on model), cast-iron trivet and glass base**	
Multifunctional sink cover including wall holder for worktop extension	Multifunctional sink cover including wall holder for worktop extension and chopping board	●
Sleeping area incl. wardrobes		
Convenient access step for lengthways single beds	Pull-out lightweight access steps including extended sleeping area with additional cushion for lengthways single beds	●
Wardrobes beneath lengthways single beds, lowered into the double floor, with lift function and divided mattress	Wardrobes with shelves beneath lengthways single beds, lowered into the double floor, with lift function and divided mattress	●
Services		
Lithium-ion battery 90 Ah incl. battery computer in Basic Plus package	Gel battery 80 Ah as standard	


* Laundry basket only available with luxury bathroom layouts

** Two-piece glass cover in corner kitchens, single-piece in galley kitchens


○ = special equipment ● = included in package



All models with automatic transmission as standard



Please carefully read the legal notes concerning weight-related information on pages 3-6 before concluding the contract!



Alternatively, you can scan the QR code to receive all of the key weight information!




	T 143 KB-LE			
	lightweight 3.5 t		comfort 4.2 t	
	Fiat Ducato	Mercedes-Benz Sprinter	Fiat Ducato	Mercedes-Benz Sprinter
Transmission	8G automatic torque converter	9G-TRONIC automatic transmission	8G automatic torque converter	9G-TRONIC automatic transmission
Standard chassis	AL-KO low frame 35 special light	AL-KO low frame special light 315 CDI	AL-KO low frame heavy	AL-KO low frame 415 CDI
Base engine	Diesel 2.2 l (140 HP / 103 kW)	Diesel 2.0 l (150 HP / 110 kW)	Diesel 2.2 l (180 HP / 132 kW)	Diesel 2.0 l (140 HP / 110 kW)
Length / width / height ^{1) 2) 3)} (mm)	6,900 / 2,270 / 2,920	7,060 / 2,270 / 2,950	6,900 / 2,270 / 2,920	7,060 / 2,270 / 2,950
Wheel base (mm)	3,800	3,900	3,800	3,900
Double floor height / Double floor storage compartment (mm)	220 / 460	220 / 460	220 / 460	220 / 460
Headroom in living area (mm)	1,980	1,980	1,980	1,980
Rear garage interior height (mm)	1,200	1,200	1,200	1,200
Door width / height rear garage on passenger side (LHD) (mm)	1,050 x 1,140	1,050 x 1,140	1,050 x 1,140	1,050 x 1,140
Door width / height, rear garage on passenger side (LHD) (mm)	850 x 1,140	850 x 1,140	850 x 1,140	850 x 1,140
Technically permissible gross vehicle weight ⁹⁾ (kg)	3,500	3,500	4,250 / 4,500*	4,200 / 4,500*
Weight in running order ⁶⁾ (kg)	2,943 (2,796 - 3,090)	2,896 (2,751 - 3,041)	2,983 (2,834 - 3,132)	2,936 (2,789 - 3,083)
Weight of additional equipment in series production specified by the manufacturer ⁷⁾ (kg)	190	236	899	895
Max. towing capacity ¹⁰⁾ (kg)	2,000	2,000	1,800	2,000
Max. number of seats with 3-point safety belt while driving (standard / optional) ⁵⁾	4	4	4	4
Sleeping berths (standard / optional)	2 / 3	2 / 3	2 / 3	2 / 3
Rear bed dimensions (mm)	2,000 / 1,900 x 850	2,000 / 1,900 x 850	2,000 / 1,900 x 850	2,000 / 1,900 x 850
Optional central drop-down bed dimensions (mm)	-	-	-	-
Seating area bed conversion dimensions** (mm)	2,030 x 1,105 / 650	2,030 x 1,105 / 650	2,030 x 1,105 / 650	2,030 x 1,105 / 650
Refrigerator volume / of which freezer compartment (l)	133 / 12	133 / 12	133 / 12	133 / 12
Heating system	Truma Combi 6	Truma Combi 6	Truma Combi 6	Truma Combi 6
Fresh water tank volume ⁵²⁾ (l)	150	150	150	150
Waste water tank volume (l)	140	140	140	140
Battery capacity (Ah)	80	80	80	80
230 V / 12 V / USB sockets	4 / 1 / 2	4 / 0 / 1	4 / 1 / 2	4 / 0 / 1
Article no.	111120	111520	111121	111521


* Optional weight increase

** In conjunction with special equipment

²⁾ Total vehicle width is the measurement from exterior wall to exterior wall (wheel arches on the side, for Fiat Ducato / Mercedes-Benz Sprinter approx.: + 70 mm)

 All models with automatic transmission as standard

 Please carefully read the legal notes concerning weight-related information on pages 3-6 before concluding the contract!

 Alternatively, you can scan the QR code to receive all of the key weight information!




	T 145 RB - LE			
	lightweight 3.5 t		comfort 4.2 t	
	Fiat Ducato	Mercedes-Benz Sprinter	Fiat Ducato	Mercedes-Benz Sprinter
Transmission	8G automatic torque converter	9G-TRONIC automatic transmission	8G automatic torque converter	9G-TRONIC automatic transmission
Standard chassis	AL-KO low frame 35 special light	AL-KO low frame special light 315 CDI	AL-KO low frame heavy	AL-KO low frame 415 CDI
Base engine	Diesel 2.2 l (140 HP / 103 kW)	Diesel 2.0 l (150 HP / 110 kW)	Diesel 2.2 l (180 HP / 132 kW)	Diesel 2.0 l (150 HP / 110 kW)
Length / width / height ^{1) 2) 3)} (mm)	6,990 / 2,270 / 2,920	7,160 / 2,270 / 2,950	6,990 / 2,270 / 2,920	7,160 / 2,270 / 2,950
Wheel base (mm)	3,800	3,900	3,800	3,900
Double floor height / Double floor storage compartment (mm)	220 / 460	220 / 460	220 / 460	220 / 460
Headroom in living area (mm)	1,980	1,980	1,980	1,980
Rear garage interior height (mm)	1,200	1,200	1,200	1,200
Door width / height rear garage on passenger side (LHD) (mm)	1,050 x 1,140	1,050 x 1,140	1,050 x 1,140	1,050 x 1,140
Door width / height, rear garage on passenger side (LHD) (mm)	1,050 x 1,140	1,050 x 1,140	1,050 x 1,140	1,050 x 1,140
Technically permissible gross vehicle weight ⁹⁾ (kg)	3,500	3,500	4,250 / 4,500*	4,200 / 4,500*
Weight in running order ⁶⁾ (kg)	2,943 (2,796 - 3,090)	2,896 (2,751 - 3,041)	3,003 (2,853 - 3,153)	2,956 (2,808 - 3,104)
Weight of additional equipment in series production specified by the manufacturer ⁷⁾ (kg)	189	235	878	874
Max. towing capacity ¹⁰⁾ (kg)	2,000	2,000	1,800	2,000
Max. number of seats with 3-point safety belt while driving (standard / optional) ⁵⁾	4	4	4	4
Sleeping berths (standard / optional)	2 / 4	2 / 4	2 / 4	2 / 4
Rear bed dimensions (mm)	1,900 / 2,000 x 850	1,900 / 2,000 x 850	1,900 / 2,000 x 850	1,900 / 2,000 x 850
Optional central drop-down bed dimensions (mm)	1,710 x 1,000	1,710 x 1,000	1,710 x 1,000	1,710 x 1,000
Seating area bed conversion dimensions** (mm)	2,030 x 1,105 / 650	2,030 x 1,105 / 650	2,030 x 1,105 / 650	2,030 x 1,105 / 650
Refrigerator volume / of which freezer compartment (l)	133 / 12	133 / 12	133 / 12	133 / 12
Heating system	Truma Combi 6	Truma Combi 6	Truma Combi 6	Truma Combi 6
Fresh water tank volume ⁵²⁾ (l)	150	150	150	150
Waste water tank volume (l)	140	140	140	140
Battery capacity (Ah)	80	80	80	80
230 V / 12 V / USB sockets	4 / 1 / 2	4 / 0 / 1	4 / 1 / 2	4 / 0 / 1
Article no.	111140	111540	111141	111541


* Optional weight increase


** In conjunction with special equipment

*** Headroom beneath central drop-down bed

²⁾ Total vehicle width is the measurement from exterior wall to exterior wall (wheel arches on the side, for Fiat Ducato / Mercedes-Benz Sprinter approx.: + 70 mm)

 All models with automatic transmission as standard

 Please carefully read the legal notes concerning weight-related information on pages 3-6 before concluding the contract!

 Alternatively, you can scan the QR code to receive all of the key weight information!





	T 147 RB-LE "K"			
	lightweight 3.5 t		comfort 4.2 t	
	Fiat Ducato	Mercedes-Benz Sprinter	Fiat Ducato	Mercedes-Benz Sprinter
Transmission	8G automatic torque converter	9G-TRONIC automatic transmission	8G automatic torque converter	9G-TRONIC automatic transmission
Standard chassis	AL-KO low frame 35 special light	AL-KO low frame special light 315 CDI	AL-KO low frame heavy	AL-KO low frame 415 CDI
Base engine	Diesel 2.2 l (140 HP / 103 kW)	Diesel 2.0 l (150 HP / 110 kW)	Diesel 2.2 l (180 HP / 132 kW)	Diesel 2.0 l (150 HP / 110 kW)
Length / width / height ^{1) 2) 3)} (mm)	7,105 / 2,270 / 2,920	7,275 / 2,270 / 2,950	7,105 / 2,270 / 2,920	7,275 / 2,270 / 2,950
Wheel base (mm)	4,035	4,135	4,035	4,135
Double floor height / Double floor storage compartment (mm)	220 / 460	220 / 460	220 / 460	220 / 460
Headroom in living area (mm)	1,980	1,980	1,980	1,980
Rear garage interior height (mm)	1,200	1,200	1,200	1,200
Door width / height rear garage on passenger side (LHD) (mm)	1,050 x 1,140	1,050 x 1,140	1,050 x 1,140	1,050 x 1,140
Door width / height, rear garage on passenger side (LHD) (mm)	1,050 x 1,140	1,050 x 1,140	1,050 x 1,140	1,050 x 1,140
Technically permissible gross vehicle weight ⁹⁾ (kg)	3,500	3,500	4,250 / 4,500*	4,200 / 4,500*
Weight in running order ⁶⁾ (kg)	2,943 (2,796 - 3,090)	2,896 (2,751 - 3,041)	3,003 (2,853 - 3,153)	2,956 (2,808 - 3,104)
Weight of additional equipment in series production specified by the manufacturer ⁷⁾ (kg)	188	233	877	873
Max. towing capacity ¹⁰⁾ (kg)	2,000	2,000	1,800	2,000
Max. number of seats with 3-point safety belt while driving (standard / optional) ⁵⁾	4	4	4	4
Sleeping berths (standard / optional)	2 / 4	2 / 4	2 / 4	2 / 4
Rear bed dimensions (mm)	2,000 / 1,900 x 850	2,000 / 1,900 x 850	2,000 / 1,900 x 850	2,000 / 1,900 x 850
Optional central drop-down bed dimensions (mm)	1,710 x 1,000	1,710 x 1,000	1,710 x 1,000	1,710 x 1,000
Seating area bed conversion dimensions** (mm)	2,030 x 1,105 / 650	2,030 x 1,105 / 650	2,030 x 1,105 / 650	2,030 x 1,105 / 650
Refrigerator volume / of which freezer compartment (l)	133 / 12	133 / 12	133 / 12	133 / 12
Heating system	Truma Combi 6	Truma Combi 6	Truma Combi 6	Truma Combi 6
Fresh water tank volume ⁵²⁾ (l)	150	150	150	150
Waste water tank volume (l)	140	140	140	140
Battery capacity (Ah)	80	80	80	80
230 V / 12 V / USB sockets	4 / 1 / 2	4 / 0 / 1	4 / 1 / 2	4 / 0 / 1
Article no.	111710	111730	111715	111735


* Optional weight increase

** In conjunction with special equipment

²⁾ Total vehicle width is the measurement from exterior wall to exterior wall (wheel arches on the side, for Fiat Ducato / Mercedes-Benz Sprinter approx.: + 70 mm)

 All models with automatic transmission as standard

 Please carefully read the legal notes concerning weight-related information on pages 3-6 before concluding the contract!

 Alternatively, you can scan the QR code to receive all of the key weight information!




	T 148 RB-QB "K"			
	lightweight 3.5 t		comfort 4.2 t	
	Fiat Ducato	Mercedes-Benz Sprinter	Fiat Ducato	Mercedes-Benz Sprinter
Transmission	8G automatic torque converter	9G-TRONIC automatic transmission	8G automatic torque converter	9G-TRONIC automatic transmission
Standard chassis	AL-KO low frame 35 special light	AL-KO low frame special light 315 CDI	AL-KO low frame heavy	AL-KO low frame 415 CDI
Base engine	Diesel 2.2 l (140 HP / 103 kW)	Diesel 2.0 l (150 HP / 110 kW)	Diesel 2.2 l (180 HP / 132 kW)	Diesel 2.0 l (150 HP / 110 kW)
Length / width / height ^{1) 2) 3)} (mm)	7,180 / 2,270 / 2,920	7,350 / 2,270 / 2,950	7,180 / 2,270 / 2,920	7,350 / 2,270 / 2,950
Wheel base (mm)	4,035	4,135	4,035	4,135
Double floor height / Double floor storage compartment (mm)	220 / 460	220 / 460	220 / 460	220 / 460
Headroom in living area (mm)	1,980	1,980	1,980	1,980
Rear garage interior height (mm)	1,120 / 1,240***	1,120 / 1,240***	1,120 / 1,240***	1,120 / 1,240***
Door width / height rear garage on passenger side (LHD) (mm)	1,050 x 1,100	1,050 x 1,100	1,050 x 1,100	1,050 x 1,100
Door width / height, rear garage on passenger side (LHD) (mm)	1,050 x 1,100	1,050 x 1,100	1,050 x 1,100	1,050 x 1,100
Technically permissible gross vehicle weight ⁹⁾ (kg)	3,500	3,500	4,250 / 4,500*	4,200 / 4,500*
Weight in running order ⁶⁾ (kg)	2,953 (2,805 - 3,101)	2,906 (2,761 - 3,051)	3,013 (2,862 - 3,164)	2,966 (2,818 - 3,114)
Weight of additional equipment in series production specified by the manufacturer ⁷⁾ (kg)	177	223	866	862
Max. towing capacity ¹⁰⁾ (kg)	2,000	2,000	1,800	2,000
Max. number of seats with 3-point safety belt while driving (standard / optional) ⁵⁾	4	4	4	4
Sleeping berths (standard / optional)	2 / 4	2 / 4	2 / 4	2 / 4
Rear bed dimensions (mm)	1,900 x 1,450	1,900 x 1,450	1,900 x 1,450	1,900 x 1,450
Optional central drop-down bed dimensions (mm)	1,710 x 1,000	1,710 x 1,000	1,710 x 1,000	1,710 x 1,000
Seating area bed conversion dimensions** (mm)	2,030 x 1,105 / 650	2,030 x 1,105 / 650	2,030 x 1,105 / 650	2,030 x 1,105 / 650
Refrigerator volume / of which freezer compartment (l)	133 / 12	133 / 12	133 / 12	133 / 12
Heating system	Truma Combi 6	Truma Combi 6	Truma Combi 6	Truma Combi 6
Fresh water tank volume ⁵²⁾ (l)	150	150	150	150
Waste water tank volume (l)	140	140	140	140
Battery capacity (Ah)	80	80	80	80
230 V / 12 V / USB sockets	4 / 1 / 2	4 / 0 / 1	4 / 1 / 2	4 / 0 / 1
Article no.	111720	111740	111725	111745

* Optional weight increase


** In conjunction with special equipment

*** Optional Pedelec scooter garage


²⁾ Total vehicle width is the measurement from exterior wall to exterior wall (wheel arches on the side, for Fiat Ducato / Mercedes-Benz Sprinter approx.: + 70 mm)



All models with automatic transmission as standard



Please carefully read the legal notes concerning weight-related information on pages 3-6 before concluding the contract!



Alternatively, you can scan the QR code to receive all of the key weight information!



	T 148 KB-LE H comfort 4.2 t	
	Fiat Ducato	Mercedes-Benz Sprinter
Transmission	8G automatic torque converter	9G-TRONIC automatic transmission
Standard chassis	AL-KO low frame heavy	AL-KO low frame 415 CDI
Base engine	Diesel 2.2 l (180 HP / 132 kW)	Diesel 2.0 l (150 HP / 110 kW)
Length / width / height ^{1) 2) 3)} (mm)	7,460 / 2,270 / 2,920	7,620 / 2,270 / 2,950
Wheel base (mm)	4143	4243
Double floor height / Double floor storage compartment (mm)	220 / 460	220 / 460
Headroom in living area (mm)	1,980 / 1,840**	1,980 / 1,840***
Rear garage interior height (mm)	1,200	1,200
Door width / height rear garage on passenger side (LHD) (mm)	1,050 x 1,140	1,050 x 1,140
Door width / height, rear garage on passenger side (LHD) (mm)	1,050 x 1,140	1,050 x 1,140
Technically permissible gross vehicle weight ⁹⁾ (kg)	4,250 / 4,500*	4,200 / 4,500*
Weight in running order ⁶⁾ (kg)	3,153 (2,995 - 3,311)	3,106 (2,951 - 3,261)
Weight of additional equipment in series production specified by the manufacturer ⁷⁾ (kg)	721	717
Max. towing capacity ¹⁰⁾ (kg)	1,800	2,000
Max. number of seats with 3-point safety belt while driving (standard / optional) ⁵⁾	4	4
Sleeping berths (standard / optional)	2 / 4	2 / 4
Rear bed dimensions (mm)	2,000 / 1,900 x 850	2,000 / 1,900 x 850
Optional central drop-down bed dimensions (mm)	1,890 x 1,100	1,890 x 1,100
Seating area bed conversion dimensions** (mm)	2,030 x 1,125 / 670	2,030 x 1,125 / 670
Refrigerator volume / of which freezer compartment (l)	153 / 29	153 / 29
Heating system	Truma Combi 6	Truma Combi 6
Fresh water tank volume ⁵²⁾ (l)	150	150
Waste water tank volume (l)	140	140
Battery capacity (Ah)	80	80
230 V / 12 V / USB sockets	4 / 1 / 2	4 / 0 / 1
Article no.	111160	111560

* Optional weight increase

** In conjunction with special equipment

*** Headroom beneath central drop-down bed

²⁾ Total vehicle width is the measurement from exterior wall to exterior wall (wheel arches on the side, for Fiat Ducato / Mercedes-Benz Sprinter approx.: + 70 mm)

Article no.		216041	216038	216046	216039
Basic Plus package	Weight	lightweight 3.5t		comfort 4.2t	
		Fiat	Mercedes	Fiat	Mercedes
		£	£	£	£
Chassis options					
Wheel trims		-	70	-	70
Carthago wheel trims		70	-	70	-
Black skid plate		80	-	80	-
Fog lights with cornering lights		220	-	220	-
Black headlight housing		55	-	55	-
Tempmatic semi-automatic air conditioning system ³³⁾		-	2,625	-	2,625
Cruise control		Standard	470	Standard	470
Charge booster ⁴⁷⁾		185	185	185	185
Front axle with increased load bearing capacity		-	425	-	425
92-litre fuel tank		-	-	-	415
90-litre fuel tank		-	-	105	-
Leather steering wheel with multifunctional buttons option (incl. leather gear stick for manual transmission)		-	390	-	390
Instrument cluster with colour display		-	495	-	495
Rain sensor		-	200	-	200
Electric handbrake		-	495	-	495
Heat-insulating glass with band filter on windscreen		-	295	-	295
Cab blind system: pleated blind on windscreen and side windows ⁵⁰⁾		640	640	640	640
Cab comfort seats with tilt and height adjustment (front / rear)		500	500	500	500
Pre-wiring for radio with roof aerial with DAB+, speakers (4 x) ^{54) 88)}		390	390	390	390
Pioneer 6.8" radio / moniceiver incl. DAB+ ⁸⁰⁾		565	-	565	-
MBUX 10.2" multimedia system incl. sat nav and DAB+ ⁵¹⁾		-	3,870	-	3,870
Traffic sign assist		-	375	-	375
Habitation options					
Midi Heki skylight with LED spotlights above the L-shaped lounge seating area		595	595	595	595
Large scooter garage door on driver's side (LHD)		500	500	500	500
XL habitation door "premium two 2.0" (width 63 cm) with double locking, window and insect screen blind		460	460	460	460
90 Ah lithium-ion battery incl. battery computer instead of 80 Ah gel battery ¹⁰⁵⁾		770	770	-	-
SOG toilet ventilation ¹⁰⁷⁾		320	320	320	320
Waste water hose kit for convenient disposal		-	-	105	105
USB socket in overhead storage cabinet above rear bed		95	95	95	95
Pre-wiring for electric roof light fan		-	-	210	210
Pre-wiring for solar energy system		-	-	210	210
Pre-wiring for satellite system		-	-	210	210
Pre-wiring for reversing camera (single lens)		-	-	210	210
Total for individual items		5,445	14,165	5,725	14,755
Package price		4,450	11,455	4,650	11,890
Your savings		995	2,710	1,075	2,865
Package weight in kg		30	50.5	73.5	95.5
SURCHARGE Pioneer 9" multimedia system incl. sat nav, motorhome route guidance, DAB+ ¹⁹⁾	1	785	-	785	-
SURCHARGE Fiat 10.1" multimedia system incl. sat nav, motorhome route guidance and DAB+*	1	1,250	-	1,250	-
SURCHARGE 150 Ah lithium-ion battery including battery computer and separate touch display (replaces 90 Ah lithium-ion battery)	5	1,315	-	-	-

* Only in conjunction with Chassis Plus package for Fiat

Article no.

216286

Chassis Plus package for Fiat	Weight	
	kg	£
Faux leather steering wheel and gear lever knob		270
Premium dashboard: Chrome ventilation grilles		210
Fiat 16-inch alloy wheels for f40 heavy chassis / f35 in conjunction with 8G automatic torque converter		820
Multi-functional steering wheel (radio remote control via control buttons)		270
Automatic air conditioning in the cab ³³⁾		470
Inductive mobile phone charging tray		295
Digital instrument cluster with colour display on the dashboard ¹⁰⁴⁾		315
Total for individual items	-7	2,650
Package price		2,500
Your savings		150

Article no.

216270

Chassis Plus package for Mercedes	Weight	
	kg	£
Engine variant 170 HP / 125 kW, Euro VI E (only in conjunction with automatic transmission) ⁹⁹⁾		2,580
16-inch alloy wheels (black) with all-weather tyres ³²⁾		1,295
THERMOTRONIC fully automatic air conditioning system		580
Total for individual items	3	4,455
Package price		4,115
Your savings		340

Article no.

216502

Preparation kit (only for lightweight 3.5 t)*	Weight	
	kg	£
Pre-wiring for electric roof light fan		210
Pre-wiring for solar energy system		210
Pre-wiring for satellite system		210
Pre-wiring for reversing camera (single lens)		210
Total for individual items	4.5	840
Package price		650
Your savings		190

Article no.

212325

Mercedes-Benz Driver's Assistance package* ⁵⁰⁾	Weight	
	kg	£
DISTRONIC Active Distance Assist		✓
Active Lane Departure Warning Assist		✓
Headlight Assist		✓
Tyre pressure monitoring system		✓
Package price	0	1,115

* Only in conjunction with MBUX 10.2" multimedia system and 9G-Tronic automatic transmission. Active Brake Assist and Active Drive Drowsiness Detection included as standard

Article no.		212029	212031	212028
Media package	Weight	143 KB-LE	145 RB-LE 147 RB-LE "K" 148 RB-QB "K"	148 KB-LE H
	kg	£	£	£
Reversing camera system with single lens ¹⁰⁰⁾		995	995	995
32" TV wall bracket in the entrance area, rotatable by 180°		-	615	-
24" pull-out TV system in side bench seat ³⁶⁾		-	-	-
32" pull-out TV system in side bench seat		-	-	615
24" pull-out TV system for TV cabinet in lounge seating area		615	-	-
24" Smart LED TV ³⁹⁾		1,260	-	-
32" smart LED TV		-	1,710	1,710
Total for individual items		2,870	3,320	3,320
Package price		1,975	2,405	2,405
Your savings		895	915	915
Package weight in kg		16	13	10.5
SURCHARGE 143 LE: Designer TV cabinet with 32" Smart LED TV instead of 24" ³⁹⁾	6.5	725	-	-
SURCHARGE Reversing camera with double lens and shutter instead of single lens ¹⁰⁰⁾	1	595	595	595
SURCHARGE Teleco Flatsat Classic 85 satellite system with CI Slot ^{12) 23)}	15	2,560	2,560	2,560

Article no.			210741
Kitchen / Coffee package	Weight		£
	kg		£
Voltage transformer for 12 V to 230 V, 2.000 W, mains priority circuit* ¹⁰³⁾			1,685
Capsule coffee machine with connector kit incl. pull-out system			280
Total for individual items		11	1,965
Package price			1,665
Your savings			300

*Only in conjunction with second habitation battery (gel) or lithium

Article no.			810632
Living Comfort package (only for lightweight 3.5 t)*	Weight		£
	kg		£
Pull-out lightweight access steps including extended sleeping area			✓
Multifunctional sink cover incl. chopping board for extended worktop, can also be mounted on the wall			✓
Shelving beneath lengthways single beds			✓
Package price		6	565

* In comfort 4.2 t models as standard, not available in GR 148 RB-QB "K"

Article no.		210590	210586	210584
Sleeping area TV package (only with comfort 4.2 t)*	Weight	143 KB-LE 148 KB-LE H	145 RB-LE 147 RB-LE "K"	148 RB-QB "K"
	kg	£	£	£
TV cabinet in sleeping area with pull-out TV system ³⁶⁾		795	-	-
24" Smart LED TV in sleeping area ^{23) 39)}		1,260	-	-
24" smart LED TV in sleeping area including TV connection and swivel TV bracket ^{23) 39)}		-	1,960	-
Pre-wiring for TV connection incl. cable set in canopy and cover panel ³⁶⁾		-	-	250
24" Smart LED TV in sleeping area incl. TV bracket, contact switch ^{23) 39) 86)}		-	-	1,685
Total for individual items		2,055	1,960	1,935
Package price		1,415	1,340	1,340
Your savings		640	620	595
Package weight in kg		12.5	8.5	6.5
SURCHARGE Teleco Flatsat Easy Skew Smart 90 satellite system / twin LNB for second TV ^{12) 23)}	30	2,715	2,715	2,715

Article no.		£ incl. 20% VAT	kg	Low-Profile 143 KB-LE Lightweight 3.5t	Low-Profile 143 KB-LE Comfort 4.2t	Low-Profile 145 RB-LE Lightweight 3.5t	Low-Profile 145 RB-LE Comfort 4.2t	T 147 RB-LE "K" lightweight 3.5 t	T 147 RB-LE "K" comfort 4.2 t	T 148 RB-QB "K" lightweight 3.5 t	T 148 RB-QB "K" comfort 4.2 t	T 148 KB-LE H comfort 4.2t
Fiat Ducato chassis												
310227	140 hp / 103 kW engine, Euro 6e-bis, f35 light, 8-speed automatic torque converter transmission ⁶⁷⁾ ⁶⁸⁾	Standard	-	X	-	X	-	X	-	X	-	-
310071	180 HP / 132 kW engine, Euro VIe, f40 heavy, 8-speed automatic torque converter ¹⁰⁾ ⁶⁷⁾	Standard	-	-	X	-	X	-	X	-	X	X
311810	Reinforced front axle springs for optimal ride comfort ⁵⁷⁾	535	-	○	○	○	○	○	○	○	○	○
311815	AL-KO "ACS" High Performance front axle spring strut ⁵⁷⁾	1,285	-	○	○	○	○	○	○	○	○	○
310469	Load increase from 4.250 kg to 4.500 kg with Fiat Ducato f40 heavy	295	-	-	○	-	○	-	○	-	○	○
331615	Fiat full LED headlights ⁴⁴⁾	1,165	-	○	○	○	○	○	○	○	○	○
210338	Fiat 10.1" multimedia system incl. sat nav, motorhome route guidance and DAB+ ⁵¹⁾	1,250	1	○	○	○	○	○	○	○	○	○
310605	90-litre fuel tank	105	23	○	●	○	●	○	●	○	●	●
410281	Cab exterior colour black metallic	950	-	○	○	○	○	○	○	○	○	○
Mercedes-Benz Sprinter chassis												
310402	9G-TRONIC automatic transmission including hold function	3,010	10	X	X	X	X	X	X	X	X	X
310467	Load increase from 4.200 kg to 4.500 kg	295	-	-	○	-	○	-	○	-	○	○
331612	High-performance LED headlights	2,200	2	○	○	○	○	○	○	○	○	○
331613	Fog lights with cornering lights	345	-	○	○	○	○	○	○	○	○	○
310611	92-litre fuel tank capacity	415	24.5	○	●	○	●	○	●	○	●	●
410282	Cab exterior colour: Obsidian Black Metallic	1,380	-	○	○	○	○	○	○	○	○	○
Further chassis options												
311400	Removable tow bar	1,640	38	○	○	○	○	○	○	○	○	○
311300	Wind-down rear steadies to prevent swaying when stationary (Fiat Ducato)	380	9.5	○	○	○	○	○	○	○	○	○
311301	Wind-down rear steadies to prevent swaying when stationary (Mercedes-Benz Sprinter)	380	12	○	○	○	○	○	○	○	○	○
Habitation exterior												
410125	Central locking for XL habitation door "premium two 2.0"	305	0.5	○	○	○	○	○	○	○	○	○
410500	Roof-mounted awning aluminium cassette, grey canvas, length: 3.5 m	1,405	35	○	-	○	-	○	-	○	-	-
410520	Roof-mounted awning aluminium cassette, grey canvas, length: 4.0 m	1,510	39	○	○	○	○	○	○	○	○	○
410560	Roof-mounted awning aluminium cassette, grey canvas, length: 4.5 m	1,615	42.5	-	-	-	-	-	-	-	-	○
410114	Patented Pedelec scooter garage, loading height of up to 124 cm ⁴²⁾ ⁶⁶⁾	510	11	-	-	-	-	-	-	○	○	-
410925	Push-in and transport system for 2 Pedelecs / E-bikes ⁷¹⁾	630	28.5	-	-	-	-	-	-	○	○	-
410270	Double floor storage compartment including lowered section with external access behind the habitation door	780	8.5	○	X	○	X	○	X	○	X	X
410760T	"Skyview" skylight with designer ceiling panel above driver's cab ⁶⁰⁾	1,190	18	○	○	○	○	○	○	○	○	○
410851	Pre-wiring for electric roof light fan	210	0.5	●	●	●	●	●	●	●	●	●
410850	Electric roof light fan above kitchen area ²²⁾	450	2.5	○	○	○	○	○	○	○	○	○
410393	Rear design package with rear light enhancement (standard on Mercedes-Benz Sprinter)	250	n.a.	○	○	○	○	○	○	○	○	-

Article no.		£ incl. 20% VAT	kg	Low-Profile 143 KB-LE Lightweight 3.5t	Low-Profile 143 KB-LE Comfort 4.2t	Low-Profile 145 RB-LE Lightweight 3.5t	Low-Profile 145 RB-LE Comfort 4.2t	T 147 RB-LE "K" lightweight 3.5 t	T 147 RB-LE "K" comfort 4.2 t	T 148 RB-QB "K" lightweight 3.5 t	T 148 RB-QB "K" comfort 4.2 t	T 148 KB-LE H comfort 4.2t
Electrical system												
510020	Additional 80 Ah gel habitation battery in existing battery centre	470	26	-	○	-	○	-	○	-	○	○
510057	150 Ah lithium-ion battery including battery computer and separate touch display (replaces 90 Ah lithium-ion battery)	1,315	5	○	-	○	-	○	-	○	-	-
510053	150 Ah lithium-ion battery including battery computer and separate touch display ⁵⁵⁾	2,080	-9.5	-	○	-	○	-	○	-	○	○
510056	90 Ah lithium-ion battery incl. battery computer instead of 80 Ah gel battery ¹⁰⁶⁾	770	-14.5	●	○	●	○	●	○	●	○	○
510081	Solar energy system: 2 x 110 Watt ¹²⁾	1,720	16.5	○	○	○	○	○	○	○	○	○
510180	Voltage transformer for 12 V to 230 V, 2.000 W with mains priority circuit ^{103) 110)}	1,685	8	●	●	●	●	●	●	●	●	●
510255	Socket package with additional sockets (3 x 230 V, 2 x USB) ⁴⁵⁾	425	2.5	○	○	○	○	○	○	○	○	○
510201	Carthago Security alarm system ³⁵⁾	1,225	3	○	○	○	○	○	○	○	○	○
Gas Water Miscellaneous												
610020	Truma DuoControl CS ⁷³⁾	380	3	○	○	○	○	○	○	○	○	○
610021	Gas filter for Truma DuoControl CS (recommended) ⁹⁵⁾	190	0.5	○	○	○	○	○	○	○	○	○
610045	Convenient gas bottle pull-out system (only in conjunction with Truma DuoControl CS)	565	6	○	○	-	-	-	-	-	-	-
610140	Hot / cold outdoor shower in scooter garage on passenger side (LHD)	305	2.5	○	○	○	○	○	○	○	○	○
610480	Scooter garage upgrade with needle felt, luggage nets	305	4.5	○	○	○	○	○	○	○	○	○
610500	Aluminium chequered plate floor for scooter garage ⁶⁶⁾	160	11	○	○	○	○	○	○	○	○	○
Kitchen Appliances												
550067	Gas oven with grill function in kitchen base cabinet ³⁷⁾	915	8.5	○	○	○	○	○	○	○	○	○
550287	Capsule coffee machine with connector kit incl. pull-out system	280	3	●	●	●	●	●	●	●	●	●
Heating Air conditioning												
650040	Truma Combi 6E (additional electric heating element 2 x 900 Watt / 230 V) ⁶³⁾	640	1	○	○	○	○	○	○	○	○	○
650231	Alde hot water heater, 230 V / gas mode with booster in driver's cab ^{63) 116)}	2,675	56	-	-	○	○	○	○	○	○	-
650240	Alde heat exchanger (use of engine heat) ⁶⁵⁾	1,020	9.5	-	-	○	○	○	○	○	○	-
Multimedia												
710029	Pioneer 9" multimedia system incl. sat nav, motorhome route guidance, DAB+ (Fiat Ducato) ¹⁹⁾	1,345	3	○	○	○	○	○	○	○	○	○
710200	Reversing camera system with single lens	995	0.5	●	●	●	●	●	●	●	●	●
710220	Reversing camera system with double lens and shutter (Fiat Ducato) ¹⁰⁰⁾	1,590	1	○	○	○	○	○	○	○	○	○
710501	32" TV wall bracket in the entrance area, rotatable by 180° ^{36) 119)}	615	4.5	-	-	●	●	●	●	●	●	-
710503	32" pull-out TV system in side bench seat ³⁶⁾	615	2	-	-	-	-	-	-	-	-	●
710506	24" pull-out TV system for TV cabinet in lounge seating area ³⁶⁾	615	11	●	●	-	-	-	-	-	-	-
710547	24" Smart LED TV for pull-out TV system / TV bracket ³⁹⁾	1,260	4.5	●	●	-	-	-	-	-	-	-
710548	32" Smart LED TV for pull-out TV system ³⁹⁾	1,710	8	-	-	●	●	●	●	●	●	●
710481	TV cabinet in sleeping area with pull-out TV system and connector kit ³⁶⁾	795	8.5	-	●	-	-	-	-	-	-	●
910460	Additional TV connection in sleeping area ^{25) 36)}	295	1.5	○	●	○	●	○	●	-	-	●
710477	Pre-wiring for TV connection in sleeping area incl. cable set and cover panel	250	1	-	-	-	-	-	-	○	●	-
710474	24" smart LED TV in sleeping area including TV connection and swivel TV bracket ^{23) 25) 39) 87)}	1,960	8.5	-	-	-	●	-	●	-	-	-
710472	24" Smart LED TV in sleeping area, TV cabinet or bathroom rear panel ^{23) 25) 39) 87)}	1,260	4	-	●	-	-	-	-	-	-	●
710478	24" Smart LED TV in sleeping area incl. TV bracket, power contact switch, TV signal ^{23) 39) 86)}	1,685	5.5	-	-	-	-	-	-	-	●	-

Article no.		£ incl. 20% VAT	kg	Low-Profile 143 KB-LE Lightweight 3.5t	Low-Profile 143 KB-LE Comfort 4.2t	Low-Profile 145 RB-LE Lightweight 3.5t	Low-Profile 145 RB-LE Comfort 4.2t	T 147 RB-LE "K" lightweight 3.5 t	T 147 RB-LE "K" comfort 4.2 t	T 148 RB-QB "K" lightweight 3.5 t	T 148 RB-QB "K" comfort 4.2 t	T 148 KB-LE H comfort 4.2t
Satellite systems												
750041	Teleco Flatsat Classic 85 satellite system with CI slot ^{12) 23)}	2,975	15	○	○	○	○	○	○	○	○	○
750046	Satellite system Teleco Flatsat Easy Skew Smart 90 / Twin LNB for second TV ^{12) 23)}	3,285	16.5	○	○	○	○	○	○	○	○	○
Interior												
810030	"Nuovo" style range	595	-	○	○	○	○	○	○	○	○	-
810100	Carpet for living area	320	7.5	○	○	○	○	○	○	○	○	○
810120	Carpet for cab area	165	2	○	○	○	○	○	○	○	○	○
810460	Electric central drop-down bed above seating area incl. skylight in T-pod ^{38) 60) 116)}	1,975	59	-	-	○	○	○	○	○	○	○
810580	Lounge seating area can be converted into a sleeping berth ⁶⁹⁾	510	7.5	○	○	○	○	○	○	○	○	○
810726	Waterproof shower floor inlay in same design as living area floor	200	3.5	○	○	-	-	-	-	-	-	○
810610	Solid wood sliding door in front of bedroom	355	5.5	-	-	○	X	○	X	-	-	-
810611	Pull-out TV wall and room divider in front of sleeping area	470	6.5	-	-	-	-	-	-	○	X	-
Weight-reducing special equipment												
810900	Open shelves instead of all-around overhead lockers in rear area (for weight reduction)	55	-14	○	-	○	-	○	-	-	-	-
810260	Rear bed with Carawinx sprung base system instead of slatted frame	495	-2	○	○	○	○	○	○	○	○	○
Living area upholstery												
850304	London 25 fabric combination	Standard	-	X	X	X	X	X	X	X	X	X
850314	Paris fabric combination	365	-	○	○	○	○	○	○	○	○	○
850640	Davos/faux leather fabric combination	365	1	○	○	○	○	○	○	○	○	○
850505	Pearl part leather	1,285	2	○	○	○	○	○	○	○	○	○
850720	Macchiato 23 part leather/leather fabric combination ¹¹²⁾	1,285	2	○	○	○	○	○	○	○	○	○
850508	Pearl leather	3,175	3	○	○	○	○	○	○	○	○	○
850740	Macchiato leather ¹¹⁷⁾	3,175	3	○	○	○	○	○	○	○	○	-
850501	Sleeping environments & soft furnishings set: decorative cushions, bed throw, fitted sheet set ²⁶⁾	355	3.5	○	○	○	○	○	○	○	○	○

C1-tourer Edition+

comfort 4.2 t



FIAT
PROFESSIONAL
AL-KO


Mercedes-Benz
AL-KO

The sophisticated all-rounder

Double floor with huge, heated storage space:



- Usable height up to 55.5 cm
- Exterior access via several large hatches. Convenient interior access via the seat bench cover of the L-shaped lounge seating area and the swing-up side bench seat (model-dependent) and large living area floor hatches
- Large, central through-loading storage compartment (interior height 22 cm) with extra-low double floor storage compartment (usable height 46 cm), conveniently loadable through the XL habitation door via the large, self-supporting living area floor hatches
- Entire double floor heated with climate storage function

AL-KO low frame Carthago special:



- Permissible total vehicle weight up to 4.5 t

Carthago body construction for liner premium class:



- High-stability body connection using frame members (roof-wall / floor-wall)
- Entirely wood-free construction with water-repellent RTM hard foam insulating core
- Interior walls and inside of roof made from aluminium
- Micro-fibre climate-regulating wall covering

Chassis

Carthago special AL-KO low frame

All-weather tyres (M+S)

16-inch steel wheels

Daytime running lights integrated in headlights

Mud flaps on rear axle

Fix & Go breakdown kit

Fiat Ducato with AL-KO low frame

Engine: 2.2 l diesel Multijet 3 with Adblue (19 l), 180 HP / 132 kW, 4 cylinders, 450 Nm, Euro VIe, 8-speed automatic torque converter transmission, front-wheel drive

8G automatic torque converter as standard

Manual air conditioning system

Start / Stop system

60-litre fuel tank (Fiat Ducato)

Side wind assistant, cruise control, ABS, ESP, ASR, electric immobiliser, Hillholder, Hill Descent Control, Traction Plus, trailer stability control, collision braking system ⁶⁵⁾

Driver / passenger airbag ¹¹⁾

Cup holder

Mercedes-Benz Sprinter with AL-KO low frame

Engine: 2.0 l diesel with Adblue (22 l), 150 HP / 110 kW, 4 cylinders, 330 Nm, Euro VI E, front-wheel drive

9G-Tronic automatic transmission incl. hillholder

Start / Stop system

Keyless Start incl. Start/Stop button

Driver / passenger airbag ¹⁾

Side Wind Assist, hillholder, ABS, ASR, EBV, ESP

Driver and passenger cup holders, glove compartment on passenger side (LHD)

Hinged lid for storage compartment

Automatic driving light control

Mercedes-Benz emergency call system, breakdown management

Fleece battery 12 V / 92 Ah

65-litre fuel tank (Mercedes-Benz)

Active Brake Assist and Driver Drowsiness Detection

Original Mercedes-Benz wheel trims

Pre-wiring (cable set) for habitation door central locking system

Electric hot air auxiliary heating in cab

Liner premium-class body construction

10-year water ingress warranty

Wood-free body construction with GRP roof and floor covering

Roof/wall connection via curved roof and frame member

Roof rail system at side with rainwater drainage

Side and rear walls with aluminium on the interior and exterior

RTM hard foam insulating core in roof, floor and side wall

Floor to side wall connection using aluminium frame member bonded over its entire surface with additional cold stop

Total wall and roof thickness, 38 mm

Exterior hatches made from original "Carthago Isoplus" side wall material

Internal/external hatch seal, outer seal as water spray protection

Exterior hatches and habitation door with internal hinges

Segmented side skirts made from aluminium profile

4-part rear frame with separate rear bumper

Dynamic design rear in Mercedes-Benz models incl. design enhancements

Carthago rear lights with Carthago "C" branding in LEDs

Seitz S4 habitation window, double frame with insulated glazing and no thermal bridge, insect screen blind and pleated blackout blind

LED exterior light above habitation door with rain deflector

Electrically extending entrance step for habitation door with warning buzzer

Cab

Body-coloured bumper and side attachments

Radiator grille with chrome elements (Mercedes-Benz)

Radiator grille with Carthago lettering (Fiat)

T-pod in GRP

Cab doors with central locking and electric windows on driver's and passenger's sides

Driver's and passenger's comfort seats in living area material, rotatable, with padded armrests (Fiat)

Aguti driver's and passenger's comfort seats in living area material, rotatable, padded armrests (Mercedes-Benz)

Electrically adjustable and heated exterior rear view mirrors

All-around overhead storage cabinets above cab

Partition curtain to living area

Double floor storage compartment

Usable height up to 55.5 cm

Through-loading storage compartment with lighting and heating

Outside access via several large hatches

Interior access via the L-shaped lounge seating area with patented fitting, fold-up side bench seat and via the large living area floor hatch in the entrance and kitchen area

Central through-loading storage compartment (interior height 22 cm) with low double floor storage compartment (usable height 46 cm)

Large scooter garage

Scooter garage load capacity up to 350 kg

Large garage door on passenger side, additional door on driver's side (LHD)

Garage floor with GRP on top and bottom, anti-slip coating

With all-around frost-proof insulation and heating

Lashing system via aluminium frame member, including eight lashing eyes

Interior design

"Casablanca 3" style range: Fine cherry furniture finish with large overhead cabinet fronts in bicolour appearance with high-gloss ivory combined with modern accents in anthracite black

Living area

Inside of walls and roof with microfibre, climate-regulating wall covering

L-shaped lounge seating area with side bench seat

360° living area table, rotatable using a foot pedal and movable in two directions

Swivel-out shoe cabinet with storage system in bench seat base, including LED accent light

Seat upholstery with multilayer premium foam core and back support function

"Durafix" double connecting technology: furniture parts screwed together and mortised

Hatch closer with soft closing mechanism

Curtain system including removable decorative curtain

Kitchen

Kitchen counter as visual room divider and additional worktop

Kitchen work surface in scratch-resistant slate-effect

Kitchen unit with cutlery drawer

"Easy glide" kitchen drawers with roller-mounted and soft-close mechanism

Separate waste bins in separate hygiene area

3-ring hob with divided glass cover with robust, enamelled cast-iron trivet and glass base

Round stainless steel sink embedded in work surface with multifunctional sink cover including wall holder for extending size of worktop

Mixer tap in metal design at practical pot height

Kitchen rear wall in cream decorative glass

Large refrigerator with door opening on both sides, separate freezer compartment, automatic energy source selection 12 V / 230 V / gas mode

Mini Heki skylight

Bathroom | Dressing room

Dressing room & room partitioning

Dressing room with lockable washroom door or luxury bathroom door to living area

Solid wood sliding door in front of bedroom

Luxury bathroom with separate shower room

"One level" step-free shower access

Towel rail above round shower

Shower floor inlay in living area floor design, removable for showering

Hand-held shower head height-adjustable on chrome rail

Roof light in shower room

Mini Heki skylight in washroom

Sleeping

Fixed beds in rear area

- Two-part heated and ventilated slatted frame
- 7-zone, high-quality cold foam mattress
- Mini Heki skylight
- Raisable head section

Lengthways single beds

- Pull-out access steps including extended sleeping area
- Wardrobes beneath the beds, lowered into the double floor, with lift function and divided mattress
- All-around overhead storage cabinets

On-board technology

Water

- Fresh water and waste water tank in heated double floor, cleaning opening via living area floor hatch or scooter garage
- Central water drain in central double floor
- Low-maintenance pressurised water pump system

Gas

- External gas bottle compartment in low position, exterior hatch with separate prop strut (depending on model)
- Holds 2 x 11 kg gas bottles
- Main gas taps in kitchen area

Electrical system

- Electrical centre in scooter garage including charger, fuses, fuse protection, 16 A automatic charger with automatic cut-off in the event of low voltage
- Heated battery centre, with 1 x 80 Ah gel battery in double floor, access via double floor storage compartment on driver's side (LHD), main power switch
- Truma CP+ digital control panel for hot air heating, behind technical panel above habitation door
- 230 V socket in entrance area, kitchen, bathroom, scooter garage
- 12 V socket in cab (Fiat)
- USB socket in cab (Fiat: 3x, Mercedes-Benz: 1x)

Innovative light concept


- Ceiling canopy with additional LED spotlights and indirect LED lighting
- LED accent light in kitchen area / plinth of seat bench
- Work light and ambient lighting can be switched on separately
- Pre-wiring for 24"/ 32" LED flat screen TV

Heating technology


- Hot air vents in living area, double floor, scooter garage and habitation door entrance
- Underfloor heating effect due to heated double floor with heat storage



All models with automatic transmission as standard



Please carefully read the legal information regarding vehicle weight on pages 3-6 before concluding the contract!



Alternatively, you can scan the QR code to receive all of the key weight information!



	T 149 RB - LE comfort 4.2t Edition	
	Fiat Ducato	Mercedes-Benz Sprinter
Transmission	8G automatic torque converter	9G-TRONIC automatic transmission
Standard chassis	AL-KO low frame heavy	AL-KO low frame 415 CDI
Base engine	Diesel 2.2 l (180 HP / 132 kW)	Diesel 2.0 l (150 HP / 110 kW)
Length / width / height ^{1) 2) 3)} (mm)	7,345 / 2,270 / 2,920	7,500 / 2,270 / 2,950
Wheel base (mm)	4,143	4,243
Double floor height / Double floor storage compartment (mm)	220 / 460	220 / 460
Headroom in living area (mm)	1,980	1,980
Rear garage interior height (mm)	1,200	1,200
Door width / height rear garage on passenger side (LHD) (mm)	1,050 x 1,140	1,050 x 1,140
Door width / height, rear garage on passenger side (LHD) (mm)	1,050 x 1,140	1,050 x 1,140
Technically permissible gross vehicle weight ⁹⁾ (kg)	4,250 / 4,500*	4,200 / 4,500*
Weight in running order ⁶⁾ (kg)	3,183 (3,024 - 3,342)	3,136 (2,979 - 3,293)
Weight of additional equipment in series production specified by the manufacturer ⁷⁾ (kg)	692	688
Max. towing capacity ¹⁰⁾ (kg)	1,800	2,000
Max. number of seats with 3-point safety belt while driving (standard / optional) ⁵⁾	4	4
Sleeping berths (standard / optional)	2 / 3	2 / 3
Rear bed dimensions (mm)	2,000 / 1,900 x 850	2,000 / 1,900 x 850
Seating area bed conversion dimensions (mm)	1,920 x 1,125 / 650	1,920 x 1,125 / 650
Refrigerator volume / of which freezer compartment (l)	153 / 29	153 / 29
Heating system	Truma Combi 6	Truma Combi 6
Fresh water tank volume ⁵²⁾ (l)	150	150
Waste water tank volume (l)	140	140
Battery capacity (Ah)	80	80
230 V / 12 V / USB sockets	4 / 1 / 2	4 / 0 / 1
Article no.	111172	111572

* Optional weight increase

** In conjunction with special equipment

²⁾ Total vehicle width is the measurement from exterior wall to exterior wall (wheel arches on the side, for Fiat Ducato / Mercedes-Benz Sprinter approx.: + 70 mm)

With the Edition+ model, you can enjoy a full range of on-board equipment without compromise – everything your heart desires. Whether comfort, safety or design – the C1 Tourer Edition+ is an all-round package that leaves nothing to be desired.

Chassis	
Fiat Ducato	
Fiat full LED headlights	
Black skid plate	
Fog lights with cornering lights	
Black headlight housing	
90-litre fuel tank	
Faux leather steering wheel and gear lever knob	
Premium dashboard: Chrome ventilation grilles	
Fiat 16-inch alloy wheels for f40 heavy chassis / f35 in conjunction with 8G automatic torque converter	
Multi-functional steering wheel (radio remote control via control buttons)	
Automatic air conditioning in cab	
Inductive mobile phone charging tray	
Digital instrument cluster with colour display in dashboard	
Fiat 10.1" multimedia system incl. sat nav, motorhome route guidance and DAB+	
Mercedes-Benz Sprinter	
Engine variant 170 HP / 125 kW, Euro VI E (only in conjunction with automatic transmission)	
16-inch alloy wheels (black) with all-weather tyres	
THERMOTRONIC fully automatic air conditioning system	
DISTRONIC Active Distance Assist	
Active Lane Departure Warning Assist	
Headlight Assist	
Tyre pressure monitoring system	
Traffic sign assist	
High-performance LED headlights	
Fog lights with cornering lights	
Front axle with increased load bearing capacity	
92-litre fuel tank	
Leather steering wheel with multifunctional buttons option (incl. leather gear stick for manual transmission)	
Instrument cluster with colour display	
Rain sensor	
Electric handbrake	
Heat-insulating glass with band filter on windscreen	
MBUX 10.2" multimedia system incl. sat nav and DAB+	
PSM module preliminary setup for pneumatic suspension	

Further chassis options
Cruise control
Charge booster
Cab blind system: pleated blind on windscreen and side windows
Cab comfort seats with tilt and height adjustment (front / rear)
Pre-wiring for radio with roof aerial with DAB+, speakers (4x)

Habitation exterior
Extended and exclusive exterior design with dynamic lines and signature Carthago "C" branding
Roof-mounted awning aluminium cassette, grey canvas, length: 4.5 m
Midi Heki skylight with LED spotlights above the L-shaped lounge seating area
Large scooter garage door on driver's side (LHD)
XL habitation door "premium two 2.0" (width 63 cm) with double locking, window and insect screen blind
Central locking for XL habitation door "premium two 2.0"
Scooter garage upgrade

Electrical system
150 Ah lithium-ion battery including battery computer and separate touchscreen
Socket package with additional sockets (3 x 230 V, 2 x USB)
USB socket in overhead storage cabinet above rear bed
Pre-wiring for electric roof light fan
Pre-wiring for solar energy system
Pre-wiring for satellite system
Pre-wiring for reversing camera (single lens)

Gas / Water / Miscellaneous
Truma DuoControl CS
Hot / cold outdoor shower in scooter garage on passenger side (LHD)
SOG toilet ventilation
Waste water hose kit for convenient disposal

Multimedia
Reversing camera system with single lens
24" pull-out TV system in side bench seat
24" smart LED TV

Interior
Carpet for cab area
Sleeping environments & soft furnishings set: Decorative cushions, bed throw, fitted sheet set

Article no.	210630	210640
Edition+	Fiat Ducato	Mercedes-Benz Sprinter
	£	£
Total for individual items	19,500	31,610
Package price	17,445	27,580
Your savings	2,055	4,030
Package weight in kg	133	162.5

Article no.

210741

Kitchen / Coffee package	Weight	149 RB-LE
	kg	£
Voltage transformer for 12 V to 230 V, 2.000 W, mains priority circuit* 103)		1,685
Capsule coffee machine with connector kit incl. pull-out system		280
Total for individual items	11	1,965
Package price		1,665
Your savings		300

Article no.

210590

Sleeping Area TV package	Weight	149 RB-LE
	kg	£
TV cabinet in sleeping area with pull-out TV system 36)		795
24" Smart LED TV in sleeping area 23) 39)		1,260
Total for individual items	12.5	2,055
Package price		1,415
Your savings		640
SURCHARGE Teleco Flatsat Easy Skew Smart 90 satellite system / twin LNB for second TV 12) 23)	30	2,715

Article no.		£ incl. 20% VAT	kg	Low-Profile 149 RB - LE Comfort 4.2t
Fiat Ducato chassis				
311810	Reinforced front axle springs for optimal ride comfort ⁵⁷⁾	535	-	○
311815	AL-KO "ACS" High Performance front axle spring strut ⁵⁷⁾	1,285	-	○
310469	Load increase from 4.250 kg to 4.500 kg with Fiat Ducato f40 heavy	295	-	○
410281	Cab exterior colour black metallic	950	-	○
Mercedes-Benz Sprinter chassis				
310467	Load increase from 4.200 kg to 4.500 kg	295	-	○
410282	Cab exterior colour: Obsidian Black Metallic	1,380	-	○
Further chassis options				
311400	Removable tow bar	1,640	38	○
311300	Wind-down rear steadies to prevent swaying when stationary (Fiat Ducato)	380	9.5	○
311301	Wind-down rear steadies to prevent swaying when stationary (Mercedes-Benz Sprinter)	380	12	○
Habitation exterior				
410760T	"Skyview" skylight with designer ceiling panel above driver's cab ⁶⁰⁾	1,190	18	○
410850	Electric roof light fan above kitchen area ²²⁾	450	2.5	○
410393	Rear design package with rear light enhancement (standard on Mercedes-Benz)	250	n.a.	○
Electrical system				
510081	Solar energy system: 2 x 110 Watt ¹²⁾	1,720	16.5	○
510201	Carthago Security alarm system ³⁵⁾	1,225	3	○
Gas Water Miscellaneous				
610021	Gas filter for Truma DuoControl CS (recommended) ⁹⁵⁾	190	0.5	○
610500	Aluminium chequered plate floor for scooter garage ⁶⁶⁾	160	11	○
Kitchen Appliances				
550081	Tec-Tower 153-litre fridge freezer with separate gas oven ⁷⁵⁾	760	16.5	○
550067	Gas oven with grill function in kitchen base cabinet ³⁷⁾	915	8.5	○
Heating Air conditioning				
650040	Truma Combi 6E (additional electric heating element 2 x 900 Watt / 230 V) ⁶³⁾	640	1	○
650231	Alde hot water heater, 230 V / gas mode with booster in driver's cab ^{63) 116)}	2,675	56	○
650240	Alde heat exchanger (use of engine heat) ⁶⁵⁾	1,020	9.5	○
Multimedia				
710481	TV cabinet in sleeping area with pull-out TV system and connector kit ³⁶⁾	795	8.5	●
910460	Additional TV connection in sleeping area ^{25) 36)}	295	1.5	●
710472	24" Smart LED TV in sleeping area, TV cabinet or bathroom rear panel ^{23) 25) 39) 87)}	1,260	4	●

Article no.		£ incl. 20% VAT	kg	Low-Profile 149 RB - LE Comfort 4.2t
Satellite systems				
750041	Teleco Flatsat Classic 85 satellite system with CI slot ^{12) 23)}	2,975	15	○
750046	Satellite system Teleco Flatsat Easy Skew Smart 90 / Twin LNB for second TV ^{12) 23)}	3,285	16.5	○
Interior				
810100	Carpet for living area	320	7.5	○
810580	Lounge seating area can be converted into a sleeping berth ⁶⁹⁾	510	7.5	○
810260	Rear bed with Carawinx sprung base system instead of slatted frame	495	-2	○
Living area upholstery				
850304	London 25 fabric combination	Standard	-	X
850640	Davos/faux leather fabric combination	365	1	○
850505	Pearl part leather	1,285		○

chic c-line

Coachbuilt



FIAT
PROFESSIONAL
AL-KO


Mercedes-Benz
AL-KO

The fascination of the Carthago premium class:

elegance, comfort and extravagance

Exclusive exterior design:



- Modern GRP bus rear
- Carthago rear lights with dynamic LED indicators

Comfort-oriented layouts:



- L-shaped lounge seating area with rectangular table
- Slide out storage cabinet
- Separable dressing room

Double floor with huge, heated storage space:



- Usable height up to 70 cm
- Exterior access via several large hatches. Convenient interior access via the seat bench cover of the L-shaped lounge seating area and the fold-up side bench seat and large living area floor hatches
- Large, central through-loading compartment (interior height 22 cm) with extra-low double floor storage compartment (usable height 46 cm), conveniently loadable through the XL habitation door via a large, self-supporting living area floor hatch
- Entire double floor heated with climate storage function
- Extended storage space concept in living area with all-around overhead storage cabinets in driver's cab and sleeping area

Above average self-sufficiency:




- 170 l fresh water / 140 l waste water, 2 x 80 Ah batteries

Carthago body construction for liner premium class:



- High-stability body connection using frame members (roof-wall / floor-wall)
- Wood-free construction with water-repellent RTM hard foam insulating core
- Interior walls and ceiling made of aluminium, providing lightning protection.
- Microfibre, climate-regulating wall lining

Digital on-board management - smart, intuitive, connected



Carthago is entering the future of vehicle control with its new digital on-board management system. Whether on the large 7-inch touch panel or via the optional app when you're on the go - all key functions can be controlled centrally and are always in view.

I-I Chassis

Carthago special AL-KO low frame

All-weather tyres (M+S)

16-inch steel wheels

Daytime running lights integrated in headlights

Mud flaps on rear axle

Fix & Go breakdown kit

Fiat Ducato with AL-KO low frame

Engine: 2.2 l diesel Multijet 3 with Adblue (19 l), 140 HP / 104 kW, 4 cylinders, 380 Nm, Euro VIe, 8-speed automatic torque converter transmission, front-wheel drive

8G automatic torque converter as standard

Start / Stop system

Manual air conditioning system

Side wind assistant, cruise control, ABS, ESP, ASR, electric immobiliser, Hillholder, Hill Descent Control, Traction Plus, trailer stability control, collision braking system ⁶⁵⁾

90-litre fuel tank (Fiat Ducato)

Driver / passenger airbag ¹¹⁾

Cup holder

Wheel trims with Carthago lettering

Mercedes-Benz Sprinter with AL-KO low frame

Engine: 2.0 l diesel with Adblue (22 l), 150 HP / 110 kW, 4 cylinders, 330 Nm, Euro VI E, front-wheel drive

9G-Tronic automatic transmission incl. hillholder

Start / Stop system

Keyless Start incl. Start/Stop button

Driver / passenger airbag ¹⁾

Side Wind Assist, hillholder, ABS, ASR, EBV, ESP

Driver and passenger cup holders, glove compartment on passenger side (LHD)

Hinged lid for storage compartment

Automatic driving light control

Mercedes-Benz emergency call system, breakdown management

Fleece battery 12 V / 92 Ah

92-litre fuel tank (Mercedes-Benz)

Active Brake Assist and Driver Drowsiness Detection

Original Mercedes-Benz wheel trims

Pre-wiring (cable set) for habitation door central locking system

Electric hot air auxiliary heating in cab

Liner premium-class body construction

10-year water ingress warranty

Wood-free body construction with GRP roof and floor covering

Roof/wall connection via curved roof and frame member

Roof rail system at side with rainwater drainage

Side and rear walls with aluminium on the interior and exterior

RTM hard foam insulating core in roof, floor and side wall

Floor to side wall connection using aluminium frame member bonded over its entire surface with additional cold stop

Total wall and roof thickness, 38 mm

Body with lightning strike protection / Faraday cage

Exterior hatches made from original "Carthago Isoplus" side wall material

Internal/external hatch seal, outer seal as water spray protection

Exterior hatches and habitation door with internal hinges

Segmented side skirts made from aluminium profile

GRP bus rear with double-shell insulation, separate rear bumper

Carthago rear lights with dynamic LED indicators

Seitz S4 habitation window, double frame with insulated glazing and no thermal bridge, insect screen blind and pleated blackout blind

LED exterior light above habitation door with rain deflector

Electrically extending entrance step for habitation door with warning buzzer

Cab

T-pod in GRP

Cab doors with central locking and electric windows on driver's and passenger's sides

Aguti driver's and passenger's comfort seats, in living area material, rotatable, padded armrests

Electrically adjustable and heated exterior rear view mirrors

All-around overhead storage cabinets above cab

Partition curtain to living area

Double floor storage compartment

Usable height up to 70 cm

Through-loading storage compartment with lighting and heating

Outside access via several large hatches

Interior access via the L-shaped lounge seating area with patented fitting, fold-up side bench seat and via the large living area floor hatch in the entrance and kitchen area

Central through-loading storage compartment (interior height 22 cm) with low double floor storage compartment (usable height 46 cm)

Large scooter garage

- Scooter garage load capacity up to 350 kg
- Large garage doors on passenger and driver's side
- Garage floor with GRP on top and bottom, anti-slip coating
- With all-around frost-proof insulation and heating
- Lashing system via aluminium frame member, including eight lashing eyes

Interior design

"Amalfi" style range: Exclusive walnut furniture finish with handleless overhead cabinet fronts in a bicolour appearance with Jurassic white matt, accents in slate grey and worktops in a grey, natural stone look

Living area

- Inside of walls and roof with microfibre, climate-regulating wall covering
- L-shaped lounge seating area with side bench seat
- Heki III panoramic skylight above lounge seating area with LED spotlights
- Textile wall covering behind side seat in anthracite with elegant decorative seams
- 360° living area table, rotatable using a foot pedal and movable in two directions
- Swivel-out shoe cabinet with storage system in bench seat base, including LED accent light
- Seat upholstery with multilayer premium foam core and back support function
- "Durafix" double connecting technology: furniture parts screwed together and mortised
- Hatch closer with soft closing mechanism
- Textile window covering in living and sleeping area in anthracite. (Textile window covering for sleeping area available from December 2025)

Kitchen

- Raised kitchen counter as visual room divider and additional worktop
- Kitchen work surface and rear wall in grey, natural stone look
- Worktop lit from underneath with LED light strip
- "Easy glide" kitchen drawers with roller-mounted and soft-close mechanism
- Separate waste bins in separate hygiene area
- Illuminated, designer bar cabinet on rear wall of kitchen with integrated pull-out wine bottle cabinet
- Separate cutlery drawer with organiser, bottle holder
- 3-ring hob with divided glass cover for additional storage space with robust cast-iron trivet and easy-clean glass base
- Round stainless steel sink embedded in work surface with multifunctional sink cover including wall holder for extending size of worktop
- Designer mixer tap in metal with pull-out spray head
- Large refrigerator with door opening on both sides, separate freezer compartment, automatic energy source selection 12 V / 230 V / gas mode
- Slide-out storage cabinet
- Electric roof light fan

Bathroom | Dressing room

Dressing room & room partitioning

- Dressing room with lockable partition door to living area
- Solid wood sliding door in front of bedroom

Luxury bathroom with separate shower room

- "One level" step-free shower access
- Towel rail above round shower
- Waterproof shower floor inlay in same design as living area floor
- Hand-held shower head height-adjustable on chrome rail
- Roof light in shower room
- Mini Heki skylight in washroom
- Washbasin base cabinet unit with toilet roll holder, mirrored storage cabinet
- Luxury bathroom door with 3-way function (washroom double door for toilet and room partitioning from living area)

Sleeping

Fixed beds in rear area

- Carawinx medically endorsed point elastic sleeping system, heated and ventilated
- 7-zone, high-quality cold foam mattress
- Mini Heki skylight
- Raisable head section

Lengthways single beds

- Pull-out comfort access steps with additional storage space, including extended sleeping area
- Designer shelves in overhead storage cabinet area in sleeping area
- Wardrobes beneath the beds, lowered into the double floor, with lift function and divided mattress
- All-around overhead storage cabinets

On-board technology

Water

- Fresh water and waste water tank in heated double floor, cleaning opening via living area floor hatch or scooter garage (depending on model)
- Central water drain in central double floor
- Low-maintenance pressurised water pump system
- Waste water hose kit for easy disposal

Gas

- External gas bottle compartment in low position
- Holds 2 x 11 kg gas bottles
- Main gas taps in kitchen area

Electrical system


- Electrical centre in scooter garage including charger, fuses, fuse protection, 16 A automatic charger with automatic cut-off in the event of low voltage
- Heated battery centre, with 2 x 80 Ah gel batteries, in double floor, access via double floor storage compartment on passenger side (LHD), with main power switch
- Truma CP+ digital control panel for hot air heating, behind technical panel above habitation door
- 7-inch digital control panel with capacitive touch display for viewing fill levels and on-board controls behind technical panel above habitation door
- 230 V socket in entrance area, kitchen, bathroom, scooter garage
- 12 V socket in cab (Fiat)
- USB socket in cab (3x)

Innovative light concept


- Lighting system with numerous LED spotlights in cab, living area and dressing room with stepless dimming
- Ceiling canopy with additional LED spotlights and indirect LED lighting
- LED accent light with background lighting in the entrance area
- Pre-wiring for 32" LED flat screen TV

Heating technology


- Hot air vents in living area, double floor, scooter garage and habitation door entrance
- Underfloor heating effect due to heated double floor with heat storage



All models with automatic transmission as standard



Please carefully read the legal notes concerning weight-related information on pages 3-6 before concluding the contract!



Alternatively, you can scan the QR code to receive all of the key weight information!



	T 4.9 LE	
	Fiat Ducato	Mercedes-Benz Sprinter
Chassis		
Transmission	8G automatic torque converter	9G-Tronic automatic transmission
Standard chassis	AL-KO low frame 40 heavy	AL-KO low frame 415 CDI
Base engine	Diesel 2.2 l (180 HP / 132 kW)	Diesel 2.0 l (150 HP / 110 kW)
Length/width/height (mm) ^{1) 2) 3)}	7,340 / 2,270 / 2,920	7,500 / 2,270 / 2,950
Wheel base (mm)	4,143	4,243
Double floor height / Double floor storage compartment (mm)	220 / 460	
Headroom in living area (mm)	1,980	
Rear garage interior height (mm)	1,200	
Door width / height rear garage on passenger side (LHD) (mm)	1,050 x 1,140	
Door width / height, rear garage on passenger side (LHD) (mm)	1,050 x 1,140	
Technically permissible gross vehicle weight (kg) ⁹⁾	4,250 / 4,500*	4,200 / 4,500*
Mass in running order (kg) ⁶⁾	3,395 (3,225 - 3,565)	3,357 (3,189 - 3,525)
Weight of additional equipment specified by the manufacturer as standard (kg) ⁷⁾	478	465
Max. towing capacity (kg) ¹⁰⁾	1,800	2,000
Max. number of seats while driving 3-point safety belt as standard ⁵⁾	4	
Sleeping berths (standard / optional)	2 / 3	
Rear bed dimensions (mm)	2,000 / 1,900 x 850	
Seating area bed conversion dimensions (mm)**	1,920 x 1,125 / 670	
Refrigerator volume / of which freezer compartment (l)	153 / 29	
Heating system	Truma Combi 6	
Fresh water tank volume (l) ⁵²⁾	170	
Fresh water tank volume when filled for driving (l)	20	
Waste water tank volume (l)	140	
Battery capacity (Ah)	2 x 80	
230 V / 12 V / USB sockets	4 / 1 / 2	
Article no.	131270	131470

* Optional with max. payload

*** In conjunction with special equipment

²⁾ Total vehicle width is the measurement from exterior wall to exterior wall (wheel arches on the side, approx.: + 70 mm).

Article no.	216071		216076
Super package	Weight	Fiat	Mercedes-Benz
	kg	£	£
Chassis options			
Tempmatic semi-automatic air conditioning system ³³⁾		-	2,625
Black skid plate		80	-
Fog lights with cornering lights		220	-
Black headlight housing		55	-
Cruise control		Standard	470
Charge booster ⁴⁷⁾		185	185
Front axle with increased load bearing capacity		-	425
Leather steering wheel with multifunctional buttons option (incl. leather gear stick for manual transmission)		-	390
Instrument cluster with colour display		-	495
Rain sensor		-	200
Electric handbrake		-	495
Heat-insulating glass with band filter on windscreen		-	295
Cab comfort seats with tilt and height adjustment (front / rear)		500	500
Cab blind system, pleated blind for side windows and windscreen		640	640
Wind-down rear steadies to prevent swaying when stationary		380	380
MBUX 10.2" multimedia system incl. sat nav and DAB+		-	3,870
Traffic sign assist		-	375
Habitation options			
XL habitation door "premium two 2.0" (width 63 cm) with double locking, window and insect screen blind		460	460
Central locking for driver's cab doors and habitation door with "coming home" function ¹⁷⁾		500	500
Scooter garage upgrade with needle felt, luggage nets		305	305
SOG toilet ventilation via roof flue		320	320
Truma DuoControl CS ⁷³⁾		380	380
Designer bar cabinet with glass holder and glass set above kitchen ⁶⁴⁾		375	375
USB socket in overhead storage cabinet above rear bed		95	95
Pre-wiring for solar energy system		210	210
Pre-wiring for satellite system		210	210
Pre-wiring for reversing camera (single lens)		210	210
Pioneer 6.8" radio / moniceiver incl. DAB+, pre-wiring for radio, roof aerial, speakers (4x) ^{80) 88)}		950	-
Reversing camera system with single lens		995	995
Total for individual items		7,070	15,405
Package price		5,680	12,975
Your savings		1,390	2,430
Package weight in kg		55	75
SURCHARGE Pioneer 9" multimedia system incl. sat nav, motorhome route guidance, DAB+ ¹⁹⁾	1	785	-
SURCHARGE Fiat 10.1" multimedia system incl. sat nav, motorhome route guidance and DAB+*	1	1,250	-
SURCHARGE Reversing camera with double lens and shutter instead of single lens ^{97) 100)}	1	595	-

* Only in conjunction with Chassis Plus package for Fiat

Article no.	216286	
Chassis Plus package for Fiat	Weight	
	kg	£
Faux leather steering wheel and gear lever knob		270
Premium dashboard: Chrome ventilation grilles		210
Fiat 16-inch alloy wheels for f40 heavy chassis / f35 in conjunction with 8G automatic torque converter		820
Multi-functional steering wheel (radio remote control via control buttons)		270
Automatic air conditioning in the cab ³³⁾		470
Inductive mobile phone charging tray		295
Digital instrument cluster with colour display on the dashboard ¹⁰⁴⁾		315
Total for individual items	-7	2,650
Package price		2,500
Your savings		150

Article no.	216270	
Chassis Plus package for Mercedes	Weight	
	kg	£
Engine variant 170 HP / 125 kW, Euro VI E (only in conjunction with automatic transmission) ⁹⁹⁾		2,580
16-inch alloy wheels (black) with all-weather tyres ³²⁾		1,295
THERMOTRONIC fully automatic air conditioning system ³³⁾		580
Total for individual items	3	4,455
Package price		4,115
Your savings		340

Article no.	212325	
Mercedes-Benz Driver's Assistance package* ⁵⁰⁾	Weight	
	kg	£
DISTRONIC Active Distance Assist		✓
Active Lane Departure Warning Assist		✓
Headlight Assist		✓
Tyre pressure monitoring system		✓
Package price	0	1,115

* Only in conjunction with MBUX 10.2" multimedia system and 9G-Tronic automatic transmission. Active Brake Assist and Active Drive Drowsiness Detection included as standard

Article no.	210742	
Kitchen / Coffee package	Weight	
	kg	£
Voltage transformer for 12 V to 230 V, 2.000 W, mains priority circuit		1,685
Capsule coffee machine with connector kit incl. pull-out system		355
Total for individual items	11.5	2,040
Package price		1,745
Your savings		295

Article no.	210401	
Living Area TV package	Weight	
	kg	£
Pull-out TV system in side bench seat ³⁶⁾		615
24" Smart LED TV ³⁹⁾		1,260
Total for individual items	11.5	1,875
Package price		1,220
Your savings		655
SURCHARGE Teleco Flatsat Classic 85 satellite system with CI Slot ^{12) 23)}	15	2,560

Article no.	210591	
Sleeping Area TV package	Weight	Model: 4.9 LE
	kg	£
TV cabinet in sleeping area with special pull-out TV system ³⁶⁾		795
24" Smart LED TV in sleeping area ^{23) 39)}		1,260
Total for individual items	12.5	2,055
Package price		1,415
Your savings		640
SURCHARGE Teleco Flatsat Easy Skew Smart 90 satellite system / twin LNB for second TV ^{12) 23)}	30	2,715

Article no.		£ incl. 20% VAT	kg	T 4.9 LE
Fiat Ducato chassis				
310071	180 HP / 132 kW engine, Euro VIe, f40 heavy, 8-speed automatic torque converter ^{10) 67)}	Standard	-	X
311810	Reinforced front axle springs for optimal ride comfort ⁵⁷⁾	535	-	○
311815	AL-KO "ACS" High Performance front axle spring strut ⁵⁷⁾	1,285	-	○
310469	Load increase from 4.250 kg to 4.500 kg with Fiat Ducato f40 heavy	295	-	○
331615	Fiat full LED headlights ⁴⁴⁾	1,165	-	○
210338	Fiat 10.1" multimedia system incl. sat nav, motorhome route guidance and DAB+ ⁵¹⁾	1,250	1	○
Mercedes-Benz Sprinter chassis				
310467	Load increase from 4.200 kg to 4.500 kg	295	-	○
331612	High-performance LED headlights	2,200	2	○
331613	Fog lights with cornering lights	345	-	○
410282	Cab exterior colour: Obsidian Black Metallic	1,380	-	○
Further chassis options				
330840	AL-KO Air Premium X2, full pneumatic suspension on rear axle (Fiat Ducato) ¹³⁾	4,130	49	○
330880	AL-KO Air Premium X4, 4-channel full pneumatic suspension on rear and front axle (Fiat Ducato) ^{13) 20)}	11,200	59	○
330841	AL-KO Air Premium X2, full pneumatic suspension on rear axle including PSM module (Mercedes-Benz) ^{8) 13)}	6,370	57	○
330842	AL-KO Air Premium X4, full pneumatic suspension on rear and front axle including PSM module (Mercedes-Benz) ^{8) 13) 20)}	12,665	63	○
331341	AL-KO HY4 hydraulic supporting jack system at front and rear ⁴⁸⁾	7,140	70	○
311400	Removable tow bar	1,640	38	○
Habitation exterior				
410123	Central locking for exterior hatches and scooter garage hatches ⁹⁸⁾	625	5	○
410160	Additional security lock for habitation door	320	0.5	○
410560	Roof-mounted awning aluminium cassette, grey canvas, length: 4.5 m	1,615	42.5	○
410690	LED light strip on roof-mounted awning	305	5	○
410760T	"Skyview" skylight with designer ceiling panel above driver's cab ⁶⁰⁾	1,190	18	○
Electrical system				
510054	150 Ah lithium-ion battery including battery computer and separate touch display ⁵⁵⁾	1,900	-35.5	○
510055	2nd 150 Ah lithium-ion battery, total 300 Ah, including battery computer	2,080	11.5	○
510081	Solar energy system: 2 x 110 Watt ¹²⁾	1,720	16.5	○
510180	Voltage transformer for 12 V to 230 V, 2.000 W with mains priority circuit ^{103) 110)}	1,685	8	●
510501	Carthago Smart: Control and monitor your on-board technology using a smartphone app (available from January 2026) ¹¹⁶⁾	365	n.a.	○
510255	Socket package with additional sockets (3 x 230 V, 2 x USB) ⁴⁵⁾	425	2.5	○
510201	Carthago Security alarm system ³⁵⁾	1,225	3	○
Gas Water Miscellaneous				
610021	Gas filter for Truma DuoControl CS (recommended) ⁹⁵⁾	190	0.5	○
610120	Exterior gas connection behind double floor exterior storage space on passenger side (LHD)	235	1	○
610140	Hot / cold outdoor shower in scooter garage on passenger side (LHD)	305	2.5	○
610220	Thetford C 260 toilet with ceramic insert ⁹²⁾	200	9	○
610500	Aluminium chequered plate floor for scooter garage ⁶⁶⁾	160	11	○
Kitchen Appliances				
550081	Tec-Tower 153-litre fridge freezer with separate gas oven ⁷⁵⁾	760	16.5	○
550067	Gas oven with grill function in kitchen base cabinet ³⁷⁾	915	8.5	○
550286	Capsule coffee machine with connector kit incl. pull-out system	355	3.5	●

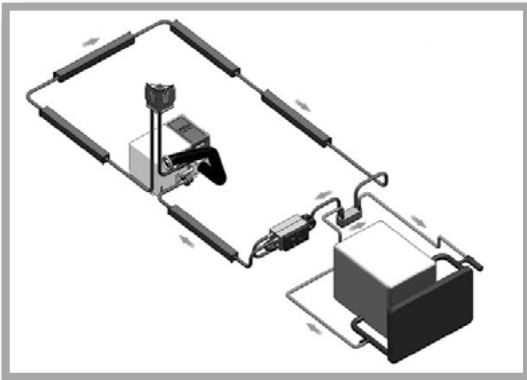
Article no.		£ incl. 20% VAT	kg	T 4.9 LE
Heating Air conditioning				
650040	Truma Combi 6E (additional electric heating element 2 x 900 Watt / 230 V) ⁶³⁾	640	1	○
650230	Alde hot water heating, 230 V / gas mode with booster in driver's cab ⁶³⁾	2,935	56	○
650240	Alde heat exchanger (use of engine heat) ⁶⁵⁾	1,020	9.5	○
650260	Truma Aventa Comfort roof-mounted air conditioning system ^{12) 14)}	2,340	31	○
Multimedia				
710029	Pioneer 9" multimedia system incl. sat nav, motorhome route guidance, DAB+ (Fiat Ducato) ¹⁹⁾	1,345	3	○
710220	Reversing camera system with double lens and shutter (Fiat Ducato) ¹⁰⁰⁾	1,590	1	○
710502	24" pull-out TV system in side bench seat ³⁶⁾	615	7	●
710547	24" Smart LED TV for pull-out TV system / TV bracket ³⁹⁾	1,260	4.5	●
710481	TV cabinet in sleeping area with pull-out TV system and connector kit ³⁶⁾	795	8.5	●
910460	Additional TV connection in sleeping area ^{25) 36)}	295	1.5	●
710472	24" Smart LED TV in sleeping area, TV cabinet or bathroom rear panel ^{23) 25) 39) 87)}	1,260	4	●
Satellite systems				
750041	Teleco Flatsat Classic 85 satellite system with CI slot ^{12) 23)}	2,975	15	○
750046	Satellite system Teleco Flatsat Easy Skew Smart 90 / Twin LNB for second TV ^{12) 23)}	3,285	16.5	○
Interior				
810042	"Cortina" style range ⁷⁸⁾	595		○
810100	Carpet for living area	320	7.5	○
810120	Carpet for cab area	165	2	○
810580	Lounge seating area can be converted into a sleeping berth ⁶⁹⁾	510	7.5	○
810685	Front round seating area with extended L-side	280	5.5	○
810686	Decorative curtain and blind for windows in the lounge seating area and sleeping area ¹¹⁵⁾	280	8	○
Living area materials				
850304	London 25 fabric combination	Standard	-	X
850640	Davos/faux leather fabric combination	365	1	○
850505	Pearl part leather	1,285	2	○
850507	Anthracite part leather	1,285	2	○
850508	Pearl leather	3,175	3	○
850740	Macchiato leather (available from December 2025) ¹¹⁷⁾	3,175	3	○
850501	Sleeping environments & soft furnishings set: decorative cushions, bed throw, fitted sheet set ²⁶⁾	355	3.5	○

Hints and additional equipment information



Truma DuoControl CS with crash sensor, automatic changeover and de-icing function

The Truma DuoControl CS is a safety gas pressure regulator with a crash sensor for two gas bottles. If the operating bottle is empty, the system automatically switches to the reserve bottle. Thanks to the integrated crash sensor, the DuoControl CS is optimal for safe operation of gas-powered devices while driving. In the event of an accident, the crash sensor even reacts at slow collision speeds of 15 to 20 km/h, for example. The gas supply is interrupted immediately before any damage to the lines and devices can occur. This allows you to always arrive relaxed, feel at ease, and rest assured that you and your fellow travellers are in safe hands.



Alde heat exchanger

The cooling system of the vehicle engine can be used to heat the living area with the heat exchanger in conjunction with the optional Alde central heating system. In order to do this, all you need to do is set the required room temperature on the room thermostat and start the circulation pump of the heating system.

The heating can also operate in the reverse direction using the base vehicle's circulation pump. In this case, the main cabin heating acts as engine pre-heating, whereby the central heating system heats the cooling system of the vehicle engine.



Patented Pedelec scooter garage with loading height extension up to 124 cm in conjunction with push-in and transport system

Two advantages in one with Carthago queen-size bed models:

1. Large Pedelec scooter garage with low, conveniently accessible queen-size bed in rear
2. Loading height extension

The solution: because the bottom edge of the bed can be swivelled upwards and there is a recess in the floor, bikes with a handlebar height of 124 cm can be transported. The push-in and transport system makes loading child's play. With the additional cover panel, the Pedelec scooter garage can also be used as a level garage floor.

Hints and additional equipment information



Dometic Waeco - reversing camera with double lens and shutter on the rear wall

A compact colour double camera with CMOS image sensor provides an optimum view and reverse view whilst driving, and has a series of practical characteristics for everyday in the premium class motorhome. Includes 140° diagonal viewing angle for reversing camera and a viewing angle of 46° for the long-distance viewing camera, for example. This model also has a motorised protection flap, an extended temperature range of -30 °C to 70 °C and a separate LED window (no dazzling at night-time). The display of distance markers (3 lines) on the monitor and the microphone integrated in the camera also help when reversing.



Carthago Security alarm system with ultrasonic sensors and gas warner

The Carthago Security alarm system provides optimum protection against uninvited guests and burglars while on holiday: it boasts interior monitoring using ultrasonic sensors and a switch for activation and deactivation. The scooter garage hatches (at the driver and passenger sides), the driver's door, the habitation door and the storage compartment hatches (at the driver and passenger side) are monitored using reed contacts. The bonnet is monitored via a door contact switch. The siren, which can be triggered using a hand-held transmitter in the event of an alarm or a panic alarm, is protected by an emergency power supply. Propane, butane and anaesthetic gas are also reliably detected using a gas and auxiliary sensor. Other functions are the triggering of the vehicle's own central locking and a 1-way immobiliser. The alarm system is activated and deactivated using the remote control.

- The price information shown includes the legally applicable rate of VAT of 20 % and excludes shipping and transport costs
- Some special features cannot be installed in all layouts. Your Carthago dealer will be pleased to inform you about installation and technical details regarding the model you choose
- Some vehicles are shown with special features which are available at extra cost
- This information is subject to price, design and equipment modifications and also errors. The details relating to scope of delivery, appearance and performance comply with the status at the time of printing
- If our suppliers change product designations during the season, we reserve the right to deliver a part type of equivalent value
- The current rate of VAT at the time of delivery shall be valid. All prices are non-binding recommended prices ex works. In the case of price adjustments by sub-contractors or base vehicle manufacturers, the prices will be modified accordingly
- Mattress sizes can differ from the specified bed dimensions
- Prices for optional extras apply to ex works installation (not retrofitting). These extras must be ordered in good time before the vehicle goes into production! Information about this can be obtained from your Carthago dealer directly
- The installation of optional extras can result in loss of storage space
- The option of mounting solar energy and satellite systems depends on the occupation of the roof area
- Any change of the condition of your vehicle as it left the factory can negatively affect driving quality and roadworthiness
- Any structural alteration to the vehicle renders liability claims void. The same applies if the customer makes changes to the paintwork / colour of body components
- Deviations from the textures and colours in the illustrations are permitted in as far as they are due to the nature of the materials used and/or are usual in the trade. The same applies to technical changes to the vehicle as long as the overall product quality remains the same or is improved, and the intended use is not affected
- It is possible that inferior-quality clothing can leave marks on the seat covers. This means that the seat covers are discoloured or the dye from the fabrics rubs off. We do not accept any liability for this kind of discolouration
- We recommend always using Carthago extras and having them installed in our factory. We do not accept any liability for damage caused by products not approved by Carthago or by non-permitted alterations. This applies in particular to the installation of parts by workshops not authorised by Carthago. For this reason, please always have all repairs and retrofits carried out by authorised Carthago dealers, and insist on original Carthago accessories
- The water supply system complies with the state of the art in accordance with DIN 2001-2
- The terms 'passenger side' and 'driver's side' refer to a left-hand drive vehicle

Footnotes

Additional legal and technical information regarding vehicle weights / mass in running order tolerance

- 5) The specification of the maximum permissible number of seats refers to the respective vehicle weight in a standard set-up without additional equipment, and specifies the maximum possible number of persons who can be seated while driving. The number of seats also depends on the weight and the axle load. It can therefore be reduced if additional equipment (equipment packages, special equipment) is installed, or it may only be achieved if the vehicle load is increased. With additional approved seats (c-tourer only in conjunction with increased load option) the minimum payload per person increases by 85 kg, and the maximum weight for additional equipment reduces at the same time. Detailed information can be found on page 4, no. 3. With the optional 5th seat, the double floor through-loading space is slightly restricted and the upholstery is not covered in the same fabric as the living area (not the liner-for-two model range).
- 6) In accordance with EU Implementing Regulation No. 1230/2012, the weight when in a roadworthy condition corresponds to the (unladen) weight of the vehicle with factory-installed standard equipment (including lubricants, tools, tyre repair kit) plus driver (75 kg), 90% full fuel tank, fresh water tank when driving (20 l / from e-line series 50 l), 100% full aluminium gas bottle. The weight of additional equipment specified by the manufacturer is basically dependent on the mass in running order, and is reduced by installing additional equipment (equipment packages, special equipment). Please note that the actual weight which is specified in the Certificate of Conformity (CoC) is also a standard value. Since the mass in running order - as part of the actual weight - has a legally permissible tolerance of $\pm 5\%$, the actual weight can deviate from the specified nominal value accordingly. Detailed information can be found on page 3, no. 2.
- 7) The maximum weight of additional equipment specified by the manufacturer must not be exceeded during the selection and configuration of your vehicle. The maximum weight of additional equipment specified by the manufacturer is intended to ensure that the legally prescribed minimum payload is also actually available for the vehicle payload after delivery of a vehicle by the manufacturer. This means that only a certain amount of additional equipment can be ordered and installed in the factory, in order to leave a sufficient weight allowance available for luggage and other accessories (the so-called payload) without exceeding the technically permissible gross vehicle weight. Detailed information can be found on page 5, no. 5.
- 9) The technically permissible gross vehicle weight describes the layout-based maximum permissible weight specified by the manufacturer that your motor-home is allowed to weigh when loaded (e.g. 3.500 kg, 4.500 kg). The technically permissible gross vehicle weight (e.g. 3.500 kg) must not be exceeded under any circumstances while driving. Detailed information can be found on page 3, no. 1
- 10) The maximum towing capacity depends on the total towing weight of the vehicle. The towing capacity reduces to 1.800 kg with the Fiat Ducato f40 heavy. As a rule, the towing capacity depends on the total towing weight: Fiat Ducato AL-KO 6.000 kg, Mercedes-Benz Sprinter AL-KO 5.880 kg. Fiat Ducato f40 heavy option / Mercedes-Benz Sprinter heavy including 16-inch steel wheels.
- 73) Truma DuoControl CS with crash sensor, automatic changeover and de-icing function option. In the basic configuration when calculating the weight in a road-worthy condition, only one 100% full aluminium gas bottle at 16.5 kg is taken into consideration. The "DuoControl CS with crash sensor" (automatic changeover and de-icing function), which is available as an option or in the equipment package, can in principle also be operated with one connected gas bottle. When connecting and using a second gas bottle, the remaining load capacity of your vehicle will be reduced by 16.5 kg if an aluminium gas bottle is used. Steel gas bottles are around 5 kg heavier.

- 1) Total vehicle length is the measurement between the front skirt and the rear end.
- 2) Total vehicle width is the measurement from exterior wall to exterior wall (wheel arches on the side, for Fiat Ducato / Mercedes-Benz Sprinter approx.: + 70 mm; for Iveco Daily approx.: + 110 mm).
- 3) Height changes depending on installation of certain optional extras. The vehicle height with the Fiat chassis light/heavy/double axle can differ by 50 mm.
- 8) The PSM (Parametrisable Special Module) is an interface between the vehicle and the habitation electronics, and is needed to control the pneumatic suspension.
- 11) Child seats with restraint systems must not be installed on the passenger seat.
- 12) Mounting capability depends on the roof area occupancy. The height of the habitation changes by 130 mm with the optional satellite system and roof-mounted air-conditioning system.
- 13) Full pneumatic suspension on rear axle with raise / lower function. Lowering the pneumatic suspension on the rear axle can cause damage to the vehicle body if the rear supports are extended at the same time.
- 14) The standard roof-mounted air conditioning system in the kitchen area is omitted from the chic c-line model range if the roof-mounted air conditioning option is selected.
- 15) The foot pedal for adjusting the table is omitted in the option with the lounge seating area with a lowerable table top which can be converted into a sleeping berth. The table adjustment lever is beneath the table top in this model.
- 17) Central locking can be operated via the radio transmitter in the ignition key. "Coming home" function: activation of the awning light/cab door lighting via the remote control in the main key, with automatic switch-off delay.
- 19) Pioneer media centre with touchscreen in driver's cab, Wireless Apple CarPlay / Android Auto, Bluetooth, USB interface for connecting portable devices (Low-profile: monitor function for optional reversing camera). Not possible in conjunction with Mercedes-Benz chassis.
- 20) Full pneumatic suspension with automatic levelling. The total height of the vehicle increases by 30 mm.
- 21) Roof surfaces finished in white GRP to prevent adverse thermal effects. The surface of the GRP is not of the same quality as a painted exterior panel. Slight colour differences possible in the paintwork between the cab and habitation.
- 22) Omission of Mini Heki skylight in kitchen area.
- 23) If a satellite system and an additional LED flat screen TV in the rear area are chosen, only the satellite system with TWIN (for two TV devices) can be ordered.
- 25) Additional TV connection option not possible in conjunction with SMART LED TV option in the sleeping area, since this is already included.
- 26) Carthago sleeping environments & décor set consisting of one or three decorative cushions (model-dependent), a jacquard bed throw with woven Carthago logo and a fitted sheet set to match the respective model.
- 32) The rear axle load increases to 2.500 kg if 16 inch alloy wheels are selected.
- 33) In the event of unfavourable conditions, manual readjustment of the air conditioning system may be necessary.
- 35) Option: Carthago Security alarm system, including ultrasonic sensors in living area, door and scooter garage contact switch, panic alarm function, indicator activation and gas sensor for anaesthetic, propane and butane gas. The legal recognition of the alarm system by insurance companies is regulated differently depending on the country and cannot be guaranteed by the manufacturer.
- 36) Incl. connector kit: coaxial cable, antenna socket, 12 V socket. If the Media package or SMART LED TV are not chosen, the TV connection in the living area is obligatory.
- 37) No drawers in the kitchen base cabinet (quantity depends on the model). Dimensions of oven in kitchen block (in mm): Models: 141 KB-LE, 143 KB-LE, 148 KB-LE H: height 307mm x width 527mm x depth 409mm, models: 149 KB-LE, chic c-line: height 445mm x width 445mm x depth 490mm.
- 38) The Midi-Heki above the seating area is omitted if the electric central drop-down bed option is selected. Headroom beneath central drop-down bed: 1.84 m.
- 39) Smart TV with DVB-T2 receiver (incl. USB, HDMI, full HD). LED flat screen TV in sleeping area not connected to DVB-T aerial. Can only be used via SAT aerial or smart TV.
- 42) With the Pedelec scooter garage option, the fresh water tank volume in the chic c-line vehicles changes to 160 l, reducing the scooter garage load capacity by 100 kg. Not possible in conjunction with aluminium chequer plate floor for scooter garage. In 148 RB-QB layout, not available in conjunction with tow bar.
- 44) LED daytime running lights option not possible in conjunction with Fiat full LED headlights, since this is already included.
- 45) Position: lounge seating area (230 V, USB), sleeping area rear overhead cabinet (230 V, USB), scooter garage (230 V).
- 46) The standard double floor exterior storage compartment behind the habitation door is omitted if this option is selected.
- 47) The charge booster is incorporated between the alternator and the starter and also the habitation battery, and ensures that the alternator generates power during travel until the batteries are charged.
- 48) With HY 4 hydraulic support jack system, the mechanical support jacks are omitted. Hydraulic supporting jack system option with automatic levelling.
- 50) When selecting the driver assistance package, there is a cut-out for the camera casing in the cab blind system where the camera is positioned (top centre). Adaptive cruise control starts to work at speeds above 30 km/h.
- 51) Multimedia system (Mercedes-Benz: MBUX 10.2" display; Fiat: 10.1" display), Bluetooth connectivity with audio streaming and hands-free function, smartphone integration via Android Auto or Apple CarPlay, USB interface for connecting portable devices. Mercedes-Benz: Vehicle weights and vehicle dimensions can only be logged in the system via the MercedesMe app.
- 52) The specified fresh water tank volume already includes the volume of the boiler.
- 54) The supplied roof aerial in the Mercedes-Benz variant also contains a GPS function.
- 55) The optional lithium-ion batteries replace the standard gel battery/batteries. The battery status display can be accessed via a free app and touch display with 18 A automatic charger.
- 57) Reinforced front axle spring for optimised ride comfort not possible in conjunction with AL-KO "ACS" High Performance front axle spring strut.
- 60) "Skyview" skylight option incl. indirect LED lighting not possible in conjunction with central drop-down bed above lounge seating area.
- 63) Truma Combi 6E option not possible in conjunction with Alde hot water heating option.
- 64) Designer bar cabinet with holder for two Carthago wine glasses and two Carthago long drink glasses.
- 65) The collision braking system automatically triggers braking in the event of a collision in order to prevent or lessen the effects of a possible secondary collision.
- 66) Aluminium chequered plate floor option not possible in conjunction with Pedelec scooter garage option.
- 67) 4-cylinder engine with 2.2l 140 HP engine: 350/380 Nm, 180 HP engine: 380/450 Nm.
- 68) 8G automatic torque converter transmission with Fiat Ducato f35 only possible in conjunction with 16 inch steel wheels or 16 inch alloy wheels option.
- 69) The foot pedal for adjusting the table is omitted in the option with the lounge seating area with a lowerable table top which can be converted into a sleeping berth. The table adjustment lever is beneath the table top in this model.
- 71) Push-in and transport system option for 2 Pedelecs/E-bikes only in conjunction with Pedelec scooter garage.
- 75) Tec-Tower fridge freezer 153 l option, with door opening at both sides, separate freezer compartment and gas oven. Not possible in conjunction with gas oven in kitchen base cabinet option.
- 77) Fine cherry furniture finish with overhead cabinet fronts in bicolour appearance with high-gloss ivory.
- 78) "Cortina" style range: Exclusive walnut furniture finish with handleless overhead cabinet fronts in Jurassic white matt, accents in slate grey and worktops in a wood look.
- 80) Radio/moniceiver option with touchscreen in driver's cab, Bluetooth and USB interface for connecting portable devices. (Low-profile: monitor function for optional reversing camera).
- 86) 24" LED flat screen TV incl. TV bracket, speakers and integrated contact switch wirelessly integrated in TV wall for sleeping area (only in conjunction with connector kit)
- 87) 24" LED flat screen TV in rear, integrated in the furniture unit (only in sleeping area TV package).
- 88) Speakers in driver's cab (2x) and lounge seating area (2x, liner-for-two: 4 x), DVB-T2 reception.
- 95) It is recommended to order the gas filter in conjunction with the Truma DuoControl CS option, since the manufacturer of the Truma DuoControl invalidates the warranty if the gas pressure regulator and valves become defective or damaged because of oil or other foreign materials in the liquid gas.
- 99) 4-cylinder engine with 2.0 l, max. 400 Nm.
- 100) Reversing camera system in conjunction with Fiat 10.1" multimedia system or MBUX 10.2" is digital instead of analogue and only available as single lens.
- 103) Kitchen / Coffee package or Voltage Transformer option for C1-tourer / C2-tourer only possible in conjunction with an additional gel battery or lithium-ion battery.
- 104) Digital instrument cluster with colour display for optimal pairing with the Fiat 10.1" multimedia system for display of 3D navigation maps and driver assistance systems.
- 105) All prices listed in this price list are non-binding recommended retail prices (RRP) and include the statutory VAT applicable in the country of delivery, but exclude shipping and transport costs. Final pricing is at the sole discretion of the individual dealer. For this reason, please contact your dealer in advance. The prices stated in this price list do not constitute a binding offer. Subject to changes and errors.
- 106) The battery status display can be accessed via a free app with 18 A automatic charger. Cannot be combined with another lithium-ion battery
- 107) SOG toilet ventilation via roof flue. For layouts 145 RB-LE, 147 RB-LE, 148 RB-QB, SOG toilet ventilation via floor vent
- 112) Not possible in conjunction with nuovo style range.
- 116) ALDE hot water heater option for 145 RB-LE, 147 RB-LE and 148 RB-QB layouts not available in conjunction with central drop-down bed.
- 117) only in conjunction with "Nuovo" style range.
- 118) App control via Bluetooth when in close proximity. Remote control via mobile phone network only with available Wi-Fi signal in vehicle and active subscription.
- 119) 32" TV wall bracket, rotatable by 180° in entrance area only available in conjunction with 32" smart LED TV



More information about the various tyre designations can be found here



About the information in this price list: When this price list is published, all previous price lists lose their validity. Changes may occur during the model year after the editorial deadline for this printed document in July 2025. The manufacturer reserves the right to make structural and design changes that become necessary, provided that they are in the interest of technical progress and are reasonable for the customer, plus changes to equipment, differences in colour combinations or individual colour shades, material quality differences and changes to the scope of delivery on the part of the manufacturer. This also applies to colour differences on the chassis, insofar as they are a result of changes made by the chassis manufacturer. Please consult your dealer for detailed advice concerning the status of the current product or series.

The information about the scope of delivery, appearance, performance, dimensions and weights of the vehicles (differences within the scope of the factory tolerances ($\pm 5\%$ max.) are possible and permissible) corresponds to the state of knowledge at the time of going to print. Please be aware that some of the vehicles are depicted with special equipment for which an additional charge applies. In some cases they are shown with equipment features that do not correspond to the series production version and can also not be ordered as special equipment.

Prior written consent from Carthago Reisemobilbau GmbH is required for the reprinting of this publication or extracts thereof. The information in this publication is compliant with the German StVO and StVZO (road traffic and road traffic licensing regulations). Mistakes, printing errors and translation errors excepted. All information is based on the characteristics of the German market.

All prices listed in this price list are non-binding recommended retail prices (RRP) and include the statutory VAT applicable in the country of delivery, but exclude shipping and transport costs. Final pricing is at the sole discretion of the individual dealer. For this reason, please contact your dealer in advance. The prices stated in this price list do not constitute a binding offer. Subject to changes and errors.

© Carthago Reisemobilbau GmbH, 88326 Aulendorf,
Tel. +49 (0)7525 / 9200-0