

Coachbuilt 25

CI-tourer T | chic c-line T



PRICE LIST 25.1 CZ-EN

Valid from 01.08.2024

carthago[®]
Das Reisemobil.

Table of contents

Weight notes

3-6

3.5 tons



C1-tourer T lightweight 3.5 t

7-19

The C1-tourer lightweight 3.5 t models boast intelligent lightweight construction that enables optimum comfort and practical equipment on a low kerb weight in the 3.5 t class.



AL-KO



Mercedes-Benz

AL-KO

4.2 tons



C1-tourer T comfort 4.2 t

7-19

Sporty, distinctive and cosy at the same time. The C1-tourer comfort 4.2 t is ideal for registration outside the 3.5 t weight class and focuses on total interior comfort and uncompromising practicality.



AL-KO



Mercedes-Benz

AL-KO

4.5 tons



chic c-line T

20-26

The fascination of the Carthago premium class: elegance, comfort and extravagance



AL-KO



Mercedes-Benz

AL-KO

Tips and additional equipment information

27-28

General notes

29

Footnotes

29-30

IMPORTANT LEGAL AND TECHNICAL INFORMATION FOR THE SELECTION AND CONFIGURATION OF YOUR MOTORHOME

Each motorhome is only approved for a certain maximum weight on the road, which must not be exceeded under any circumstances when driving. When you select and configure your motorhome or van (hereinafter referred to as: 'the motorhome'), the technical and legal limits for the weight of the motorhome are therefore extremely important. These play a decisive part in the configuration, particularly when the additional equipment is being selected (equipment packages, special equipment and options).

The technical and legal requirements for the weight of your motorhome are regulated in EU Implementing Regulation No. 2021/535 (until June 2022: EU Implementing Regulation No. 1230/2012). This applies uniformly within the European Union. In order to make it easier for you to select and configure your motorhome in compliance with the legal and technical requirements, we will explain the key terms and requirements of this regulation and give you some information that is extremely important for configuring your vehicle and selecting your additional equipment (equipment packages, special equipment and options) from the items that are available from the factory. Please read this information carefully before configuring and ordering your vehicle. Our dealers will provide you with additional assistance in selecting and configuring your motorhome.

1. TECHNICALLY PERMISSIBLE GROSS WEIGHT

The technically permissible gross weight describes the maximum permissible weight, based on the layout, that your motorhome is allowed to weigh when laden (e.g. 3,500 kg, 4,500 kg) as specified by the manufacturer. This is entered in Part I of the registration certificate. You can find information about the technically permissible gross weight for each layout in the technical data which is shown in our sales documents (e.g. in the price lists).

Illustration in the price list:

		T 143 KB-LE lightweight 3.5 t	
		Fiat Ducato	Mercedes-Benz Sprinter
Transmission		8G automatic torque converter	6-speed manual transmission
Standard chassis		AL-KO low frame 35 special light	AL-KO low frame special light 315 CDI
Base engine		Diesel 2.2 l (140 HP / 103 kW)	Diesel 2.0 l (150 HP / 110 kW)
Length/width/height (mm) ^{1) 2) 3)}		6,900 / 2,270 / 2,920	7,060 / 2,270 / 2,950
Wheel base (mm)		3,800	3,900
Double floor height / Double floor storage compartment (mm)		220 / 460	220 / 460
Headroom in living area (mm)		1,980	1,980
Rear garage interior height (mm)		1,200	1,200
Door width / height rear garage at passenger side (mm)		1,050 x 1,140	1,050 x 1,140
Door width / height, rear garage at passenger side (mm)		850 x 1,140	850 x 1,140
Technically permissible gross vehicle weight (kg) ⁹⁾		3,500	3,500
Weight in running order (kg) ⁶⁾		2,953 (2,805 - 3,101)	2,857 (2,714 - 3,000)
Weight of additional equipment in series production specified by the manufacturer (kg) ⁷⁾		179	275
Max. towed load (kg) ¹⁰⁾		2,000	2,000
Max. number of seats with 3-point safety belt while driving (standard / optional) ⁵⁾		4	4

The technically permissible gross weight of the vehicle (e.g. 3,500 kg) must not be exceeded under any circumstances while driving. If the vehicle exceeds the technically permissible gross weight while driving, this constitutes an administrative offence which may be punishable with a fine. We therefore urgently advise you to check this before each journey and ensure that you and your vehicle do not exceed the technically permissible gross weight (e.g. 3,500 kg).

2. WEIGHT IN RUNNING ORDER

The weight in running order corresponds to the (unladen) weight of the vehicle with standard factory equipment (including lubricants, tools, tyre repair kit and a fuel tank that is 90% full) plus a statutory flat rate weight of 75 kg for the driver.

The weight in running order essentially includes the following items:

- the unladen weight of the vehicle including the body and filling with operating materials such as lubricating grease, oils and coolants;
- the standard equipment, i.e. all items of equipment that are included as standard in the vehicle;
- a fresh water tank that is 100% full when driving (filling when driving in accordance with the manufacturer's specifications. You will find the manufacturer's information about filling in the vehicle in the sales documents (e.g. in the price lists). This is 20 l or 50 l depending on the model series) and an aluminium gas bottle that is 100% full, weighing 16 kg;
- a fuel tank that is 90% full;
- the driver, whose weight is set at a flat rate of 75 kg, regardless of the driver's actual weight.

The weight in running order is therefore the basic configuration of the vehicle model you have selected with standard equipment plus a statutory flatrate weight of 75 kg for the driver. This changes after selecting additional equipment (equipment packages, special equipment, options).

You will find information about the weight in running order for each layout in our sales documents (e.g. in the price lists).

It is important that the value given in our sales documents for the weight in running order is a standard value which is determined during the type approval procedure and checked by the authorities. It is legally permissible and possible for the weight in running order of the vehicle which is delivered to you to differ from the nominal value specified in the sales documents due to production-related tolerances. The legal tolerance is $\pm 5\%$. The EU legislator has taken into account the fact that there are certain fluctuations in the weight in running order due to fluctuations in the weight of the supplied parts as well as process and weather-related factors. Please take this into consideration when you are selecting and configuring your motorhome.

Example calculation illustrating these (permissible) production-related weight deviations:

Weight in running order according to sales documents:	2,900 kg
Legal tolerance of $\pm 5\%$:	145 kg
Legally permissible range of weight in running order:	2,755 to 3,045 kg

The specific range of permissible weight deviations for the weight in running order for each layout can be found in the technical data shown in our sales documents. As a manufacturer, we endeavour to restrict weight fluctuations to the minimum that is unavoidable in terms of production technology. Deviations above and below within the legally permissible tolerance range therefore only occur very rarely. However, in spite of constant technical optimization of the production process, these cannot be completely avoided.

In order to ensure that all of the vehicles which are actually delivered comply with the legally permissible tolerance, the actual weight of the vehicle and compliance with the permissible tolerance of $\pm 5\%$ is checked by us as the manufacturer by weighing the vehicle upon completion in the production area at the end of the production line. Your dealer will inform you of the actual weight of your vehicle that was measured at the end of the production line. This gives you full transparency about any weight discrepancies that may be present in your vehicle.

3. NUMBER OF MAXIMUM PERMITTED SEATS / WEIGHT OF PASSENGERS

The maximum number of permitted seats while driving is determined by us as the manufacturer during the type approval procedure. The weight of the passengers results from the maximum number of permitted seats. The weight of the passengers is a flat rate of 75 kg for each approved seat which we as the manufacturer have provided for the vehicle, regardless of what the passengers actually weigh. This is also a legally prescribed calculation. Since the weight of the driver is already included in the weight in running order, i.e. 75 kg (see section 2.), this is not taken into consideration in the weight of the passengers. In a motorhome with four approved seats, the weight of the passengers is $3 \times 75 \text{ kg} = 225 \text{ kg}$.

The information on the maximum permissible number of seats in the sales documents refers to the respective vehicle weight in a standard set-up without additional equipment (for additional equipment, see section 4.) and specifies the maximum possible number of persons who can be seated while driving. However, the number of seats depends on the weight and axle load. For example, it can be reduced by installing additional equipment (e.g. by selecting equipment packages, special equipment and options) or, depending on the model, only be achieved by increasing the permissible gross weight and/or by omitting equipment.

4. ACTUAL WEIGHT AND ADDITIONAL EQUIPMENT

The weight in running order (see section 2.) and the weight of the factory-installed additional equipment (equipment packages, special equipment, options) in a specific vehicle are collectively referred to as the actual weight of the vehicle.

You can find information about the actual weight of your vehicle after it has been handed over in section 13.2 of the Certificate of Conformity (CoC), which will be given to you by your dealer when the handover takes place.


Please note that the actual weight which is specified in the Certificate of Conformity (CoC) is also a standard value. Since the weight in running order – as part of the actual weight – has a legally permissible tolerance of $\pm 5\%$ (see section 2.), the actual weight can deviate from the specified nominal value accordingly.

According to the legal definition, the so-called additional equipment includes all optional equipment parts that are not included in the standard equipment and is fitted to the vehicle by the manufacturer (i.e. ex works) and can be ordered by the customer (e.g. awning, bicycle or motorcycle rack, satellite system, solar system, oven etc.). Information about the individual or package weights of the equipment packages, special equipment and options which can be ordered can be found in our sales documents. Other accessories that are retrofitted after delivery of the vehicle from the factory by the dealer or by you personally are not included in the special equipment in this sense.

5. MANUFACTURER'S SPECIFIED MAXIMUM WEIGHT FOR ADDITIONAL EQUIPMENT AND PAYLOAD

Since the installation of additional equipment is also subject to legal and technical limits, we determine the value of the maximum weight for additional equipment for each layout and vehicle which can be fitted to the vehicle in addition to the standard equipment (e.g. by selecting equipment packages and/or special equipment). This value must not be exceeded when you are selecting and configuring your vehicle.

The specification of the weight of additional equipment defined by the manufacturer can be found in our sales documents (e.g. in the price lists).

C1-tourer			
			
	T 143 KB-LE lightweight 3.5 t		
	Fiat Ducato	Mercedes-Benz Sprinter	
Transmission	8G automatic torque converter	6-speed manual transmission	
Standard chassis	AL-KO low frame 35 special light	AL-KO low frame special light 315 CDI	
Base engine	Diesel 2.2 l (140 HP / 103 kW)	Diesel 2.0 l (150 HP / 110 kW)	
Length/width/height (mm) ^{9) 2) 3)}	6,900 / 2,270 / 2,920	7,060 / 2,270 / 2,950	
Wheel base (mm)	3,800	3,900	
Double floor height / Double floor storage compartment (mm)	220 / 460	220 / 460	
Headroom in living area (mm)	1,980	1,980	
Rear garage interior height (mm)	1,200	1,200	
Door width / height rear garage at passenger side (mm)	1,050 x 1,140	1,050 x 1,140	
Door width / height, rear garage at passenger side (mm)	850 x 1,140	850 x 1,140	
Technically permissible gross vehicle weight (kg) ⁹⁾	3,500	3,500	
Weight in running order (kg) ⁶⁾	2,953 (2,805 - 3,101)	2,857 (2,714 - 3,000)	
Weight of additional equipment in series production specified by the manufacturer (kg) ⁷⁾	179	275	
Max. towed load (kg) ¹⁰⁾	2,000	2,000	
Max. number of seats with 3-point safety belt while driving (standard / optional) ⁵⁾	4	4	

The maximum weight for additional equipment specified by the manufacturer is intended to ensure that the legally prescribed minimum payload is also actually available for the vehicle payload after delivery of a vehicle by the manufacturer. This means that only a certain amount of additional equipment can be ordered and installed in the factory, in order to leave a sufficient weight allowance available for luggage and other accessories (the so-called payload) without exceeding the technically permissible gross weight.

The payload is calculated by subtracting the weight in running order (nominal value according to the sales documents, see section 2.), the weight of passengers (see section 3.) and the maximum weight for additional equipment specified by the manufacturer from the technically permissible gross weight (see section 1).

For motorhomes, the European legislation prescribes a fixed minimum payload, which must remain for luggage or other accessories which are not installed in the factory. This minimum payload is calculated as follows:

$$\text{Minimum payload in kg} \geq 10 * (n + L)$$

Whereby the following applies: 'n' = maximum number of passengers plus the driver and 'L' = total length of vehicle in metres (including decimal places).

For a motorhome with a length of 7 m and 4 approved seats (including the driver), the minimum payload is $10 \text{ kg} * (4 + 7) = 110 \text{ kg}$, for example.

When you are configuring your motorhome, please note that the payload must not fall below the minimum.

To ensure that the minimum payload is adhered to, there is a maximum combination of additional equipment which can be ordered for each vehicle model. In the above-mentioned example with a minimum payload of 110 kg, the gross weight of the additional equipment for a vehicle with four approved seats (including the driver) and a weight in running order of 2,900 kg should be a maximum of 265 kg:

3,500 kg	Technically permissible gross vehicle weight
- 2,900 kg	Weight in running order
- 3 x 75 kg	Weight of passengers
- 110 kg	Minimum payload
= 265 kg	Additional equipment

Please note that this calculation is based on the standard value for the weight in running order determined during the type approval process, without taking account of the permissible weight deviations for the weight in running order (see section 2.). If the maximum permissible value for the additional equipment of (in this example) 265 kg is almost or completely exhausted, an upward weight deviation in the mass in running order may therefore result in the minimum payload of 110 kg being theoretically maintained using the standard value of the weight in running order, but in reality there is no corresponding payload option.

Here is another sample calculation for a vehicle with four approved seats, whose actual weight in running order is 1% above the nominal value:

3,500 kg	Technically permissible gross vehicle weight
- 2,929 kg	Actual weight in running order of the vehicle (+ 1% on comparison to compared to the 2,900 kg specified in the sales documents)
- 3 x 75 kg	Weight of passengers
- 265 kg	Weight of additional equipment
= 81 kg	Actual payload (< minimum payload of 110 kg); in this example, the minimum payload is therefore undershot by 29 kg

In order to avoid such a shortfall in the minimum payload, the manufacturer reduces the orderable weight of the additional equipment based on the layout. Limiting the additional equipment is intended to ensure that the minimum payload, i.e. the legally prescribed weight available for luggage and other accessories, is actually achieved for the payload in the vehicles delivered by the manufacturer.

As, due to production reasons, the actual weight of the specific vehicle is only determined when it is weighed at the end of the production line, it cannot be completely ruled out that in rare exceptional cases a situation may arise, whereby the minimum payload is not guaranteed at the end of the production line despite this limitation of additional equipment. In order to guarantee the minimum payload in these cases, the manufacturer will check with you and your dealer before delivery of the vehicle whether, for example, the vehicle is overloaded, the number of permitted seats is reduced or additional equipment is removed to reduce the weight, so that you receive a vehicle that has the legal minimum payload. The weight of additional equipment offered by the manufacturer can be found in our sales documents (e.g. in the price lists).

Illustration in the price list:

Article no.		€ inkl. 21% DPH	kg
Fiat Ducato chassis			
310051	140 HP / 103 kW engine, Euro 6e, f35 light, 8-speed automatic torque converter ⁶⁷⁾ 68)	Standard	-
310071	180 HP / 132 kW engine, Euro VIe, f40 heavy, 8-speed automatic torque converter ⁶⁹⁾ 67)	Standard	-
311810	Reinforced front axle springs for optimal ride comfort ⁵⁷⁾	630	-
311815	AL-KO 'ACS' High Performance front axle spring strut ⁵⁷⁾	1.515	-
310467	Weight increase from 4,250 kg to 4,500 kg with Fiat Ducato f40 heavy	346	-
331615	Fiat full LED front headlights ⁴⁴⁾	1.373	-
331614	Fog lights with cornering lights	254	2
210338	Fiat 10.1" multimedia system incl. sat nav, motorhome route guidance and DAB+ ⁵⁹⁾	1.474	1
310605	90-litre fuel tank	122	23

The extra weight of additional equipment (all items of equipment not included in the standard scope of delivery) increases the actual weight of the vehicle (= weight in running order plus the selected additional equipment) and reduces the payload. The specified value indicates the additional weight compared to the standard equipment of the respective layout. The total weight of the selected additional equipment (equipment packages, special equipment and options) must not exceed the maximum weight for additional equipment specified by the manufacturer.

6. THE EFFECTS OF WEIGHT IN RUNNING ORDER TOLERANCES ON THE PAYLOAD

Regardless of the minimum payload, you should also note that unavoidable production-related fluctuations in the weight in running order have an effect on the remaining payload:

if you order our example vehicle (see section 5.) with additional equipment with a gross weight of 150 kg, the calculated payload is 225 kg based on the default value for the weight in running order. Due to the tolerances, the payload that is actually available may deviate from this value and may be higher or lower. If the weight in running order of your vehicle is about 1% higher than the weight specified in the sales documents, the possible payload is reduced from 225 kg to 196 kg:

3,500 kg	Technically permissible gross vehicle weight
- 2,929 kg	Actual weight in running order of the vehicle (+ 1% on comparison to compared to the 2,900 kg specified in the sales documents)
- 3 x 75 kg	Weight of passengers
- 150 kg	Ordered additional equipment for the specifically configured vehicle
= 196 kg	Actual payload

to ensure that the calculated payload is actually achieved, you should therefore take into account the possible and permissible tolerances in the weight in running order when selecting and configuring your vehicle. We also strongly recommend weighing the loaded motorhome on a non-automatic weighbridge before every journey and, taking into account the individual weight of the passengers, determining whether the technically permissible gross weight and the technically permissible total axle weight are adhered to.



You can find more information online!

The sophisticated all-rounder

The lightweight class



- lightweight 3.5 t models with permissible gross vehicle weight of 3,500 kg and 4 approved seats
- Innovative lightweight construction enables practical equipment in the 3.5 t class

Double floor with huge, heated storage compartment:



- Usable height up to 55.5 cm
- Exterior access via several large hatches. Convenient interior access via the seat bench cover of the L-shaped lounge seating area and large living area floor hatches
- Large, central through-loading space (interior height 22 cm) with extra-low double floor storage compartment (usable height 46 cm), conveniently loadable from the outside through the XL habitation door via a large, self-supporting living area floor hatch
- Entire double floor heated with climate storage function

Standard AL-KO low frame Carthago special light / special (depending on model):



- lightweight 3.5 t models with 3,500 kg permissible gross vehicle weight



Mercedes-Benz
AL-KO

- comfort 4.2 t models with up to 4,500 kg permissible gross vehicle weight

Carthago body concept for liner premium class:



- High-stability chassis connection using frame members (roof-wall / floor-wall)
- Entirely wood-free construction with water-repellent RTM hard foam insulating core
- Interior walls and inside of roof made from aluminium
- Microfibre, climate-regulating wall lining

Base vehicle

- AL-KO low frame Carthago special (comfort 4.2 t models) or special light (lightweight 3.5 t models)
- Daytime driving lights integrated in headlights
- Driver / passenger airbag ¹⁾
- Mud flaps on rear axle
- Fix & Go repair kit
- All-weather tyres (M+S)

Fiat Ducato

- Engine: 2.2 l diesel Multijet 3 with Adblue (19 l), 140 HP / 103 kW, 4 cylinders, 350 Nm, Euro 6e, front-wheel drive (lightweight 3.5 t models)
- Engine: 2.2 l diesel Multijet 3 with Adblue (19 l), **180 HP / 132 kW**, 4 cylinders, 350 Nm, Euro VIe, front-wheel drive (comfort 4.2 t models)
- **8-speed automatic torque converter as standard**
- Start / Stop system
- 60-litre fuel tank
- Side wind assistant, cruise control, ABS, ESP, ASR, electric immobiliser, Hillholder, Hill Descent Control, Traction Plus, trailer stability control, collision braking system ⁶⁵⁾
- Manual air-conditioning system
- Cup holder

Mercedes-Benz Sprinter

- Engine: 2.0 l diesel with Adblue (22 l), 150 HP / 110 kW, 4 cylinders, 330 Nm, Euro VI E, 6-speed transmission, front-wheel drive
- 16-inch steel wheels
- 65-litre fuel tank
- Keyless Start incl. Start/Stop button
- Side wind assistant, Hillholder, ABS, ASR, EBV, ESP
- Active Brake Assist and Active Attention Assist
- Driver and passenger cup holders, glove compartment on passenger's side
- Hinged lid for storage compartment
- Automatic driving light control
- Mercedes-Benz emergency call system, breakdown management
- Fleece battery 12 V / 92 Ah
- Pre-wiring (cable set) for main cabin door central locking system
- Electric warm air auxiliary heating in driver's cab

Liner premium-class body construction

- 10-year water ingress guarantee
- Wood-free bodywork with GRP roof and floor covering
- Roof/wall connection via curved roof and frame member
- Roof system rails at side with rainwater deflection function
- Side and rear walls with aluminium on the interior and exterior
- RTM hard foam insulating core in roof, floor and side wall
- Floor to side wall connection using aluminium frame member bonded over its entire surface with additional cold stop
- Total wall and roof thickness, 38 mm
- Exterior hatches made from original 'Carthago Isoplus' side wall material
- Internal/external flap seal, outer seal as water spray protection
- Exterior hatches and main cabin door with internal hinges
- Segmented side skirts made from aluminium profile
- 4-part rear frame with separate rear bumper (145 RB-LE, 149 RB-LE models: modern Dynamic Designer rear)
- Carthago rear lights with Carthago 'C' branding in LEDs
- Seitz S4 main cabin window, double frame with insulated glazing and no thermal bridge, insect screen roller blind and pleated blackout blind
- LED exterior light above main cabin door with rain deflector
- Electrically extending entrance step for main cabin door with warning buzzer

Driver's cab

- Body-coloured bumper and side attachments
- Radiator grille with chrome elements (Mercedes-Benz)
- Radiator grille with Carthago lettering (Fiat)
- T-pod in GRP
- Driver's cab doors with central locking and electric windows on driver's and passenger's sides
- Aguti driver's and passenger's comfort seats with seat belt integration, rotatable, padded armrests (Mercedes-Benz)
- Driver's and passenger's comfort seats in same material as living area, rotatable, with padded armrests (Fiat Ducato)
- Electrically adjustable and heated rear view wing mirrors
- All-around overhead storage cabinets above driver's cab
- Partition curtain to living area

Double floor storage compartment

- Usable height up to 55.5 cm
- Through-loading storage compartment with lighting and heating
- Outside access via several large hatches
- Interior access via the L-shaped lounge seating area with patented fitting, fold-up side seat bench and via the large living area floor hatches in the entrance and kitchen area
- Central through-loading storage compartment (interior height 22 cm) with extra-low double floor storage compartment (usable height 46 cm)

Large scooter garage

- Scooter garage load capacity up to 350 kg
- Large garage door on passenger's side, additional door on driver's side
- Garage floor with GRP on top and bottom, anti-slip coating
- With all-around frost-proof insulation and heating
- Lashing system via aluminium support beam, incl. eight lashing eyes

Interior

- epic world of style: Brilliant Ash furniture finish with overhead cabinet fronts in high-gloss ivory (except 143 KB-LE, 145 RB-LE models)
- casablanca 2 world of style: Noble Cherry furniture finish with large overhead cabinet fronts in two-tone look with high-gloss ivory combined with modern accents in anthracite black (143 KB-LE, 145 RB-LE)

Living area

- Inside of walls and roof with microfibre, climate-regulating wall lining
- L-shaped lounge seating area with side bench seat
- Living area window above side bench at passenger side (148 KB-LE H model)
- Wall cladding behind side seat in leather look
- 360° living area table, rotatable using a foot pedal and movable in two directions
- Swivel-out shoe cabinet with holding system in base of bench seat, incl. LED mood light
- Seat padding with multilayer premium foam core and back support function
- 'Durafix' double connecting technology: furniture parts screwed together and mortised
- Hatches with soft closing mechanism
- Curtain system incl. removable decorative curtain

Kitchen

- Kitchen countertop as visual room divider and additional worktop (except 143 KB-LE model)
- Kitchen worktop surface in scratch-resistant slate finish
- Worktop lit from underneath with LED light strip
- Kitchen unit with cutlery drawer
- Separate waste bins in separate hygiene area
- 'Easy glide' kitchen drawers with roller slides and soft-close mechanism
- 3-ring hob with divided glass cover (one-piece in 138 LE, 141 KB-LE, 143 KB-LE models) with robust enamelled wire pan support and stainless steel base (lightweight 3.5 t models)
- 3-ring hob with divided glass cover (one-piece in 141 KB-LE, 143 KB-LE models) with robust cast iron trivet and glass base (comfort 4.2 t models)
- Round stainless steel sink embedded in work surface with multifunctional sink cover incl. wall holder for increasing size of work surface
- Water tap in metal design at practical pot height
- Kitchen rear wall in cream decorative glass
- Large fridge with door opening on both sides (143 KB-LE, 145 RB-LE models: slim tower) with separate freezer compartment, automatic energy source selection 12 V / 230 V / gas operation
- Mini-Heki skylight

Bathroom & dressing room

Dressing room & room partitioning

- Dressing room with lockable partition door or separate sliding door to living area (except 148 KB-LE H model)
- Solid wood sliding door in front of sleeping area (145 RB-LE comfort 4.2 t, 148 KB-LE, 149 RB-LE models)
- Pull-out TV wall and room divider in front of sleeping area (150 RB-QB model)
- Floor-to-ceiling wardrobe with two clothes rail and a shelf (148 KB-LE model)

Combined bathroom with separable round shower (143 KB-LE, 148 KB-LE, 148 KB-LE H models)

- Towel rail above round shower
- Shower head height-adjustable on chrome rail
- Mini-Heki skylight
- Wash stand base unit with toilet roll holder, mirrored storage cabinet

Luxury bathroom with separate shower room (145 RB-LE, 149 RB-LE, 150 RB-QB models)

- 'One level' shower access
- Towel rail above round shower
- Shower mat in living area floor design, removable for showering
- Shower head height-adjustable on chrome rail
- Roof light in shower room
- Mini-Heki skylight in bathroom
- Washbasin base cabinet with toilet roll holder, all-around mirrored storage cabinet and laundry basket (comfort 4.2 t models)
- Washbasin base cabinet with toilet roll holder, worktop washbasin and large wall mirror (lightweight 3.5 t models)

Sleeping

Fixed beds in rear

- Two-part heated and ventilated slatted frame
- 7-zone, high-quality cold foam mattress
- Mini-Heki skylight
- Raisable head section

Lengthways single beds

- Rigid access steps (lightweight 3.5 t models)
- Pull-out access steps incl. extended sleeping area (comfort 4.2 t models)
- Wardrobes beneath the beds, lowered into the double floor (model-dependent), with lift function and divided mattress
- All-around overhead storage cabinets

On-board technology

Water

- Fresh water and waste water tank in heated double floor, cleaning opening via living area floor hatch or scooter garage (depending on model)
- Central water drain in central double floor
- Low-maintenance pressurised water pump system

Gas

- External gas bottle compartment in low position, exterior hatch with separate prop strut (depending on model)
- 143 KB-LE model: gas bottle compartment in rear area, accessible via separate gas compartment door
- Holds 2 x 11 kg gas bottles
- Gas isolation taps in kitchen area

Electrical system

- Electrical centre in scooter garage incl. charger, fuses, fuse protection, 16 A automatic charger with automatic shut-off in the event of low voltage
- Heated battery centre, with 1 x 80 Ah gel battery in double floor, access via double floor storage compartment on driver's side, main power switch
- Truma CP+ digital control panel for hot air heating, behind technical panel above main cabin door
- 230 V socket in entrance area, kitchen, bathroom, scooter garage
- 12 V socket in driver's cab (Fiat)
- USB socket in driver's cab (Fiat: 2 x Mercedes-Benz: 1 x)

Innovative lighting concept

- Ceiling canopy with additional LED spotlights and indirect LED lighting
- LED mood light in kitchen area / seat bench plinth (seat bench plinth only in 143 KB-LE model)
- Work light and ambient lighting can be switched on separately

TV

- Pre-wiring for 24" / 32" LED flatscreen TV (not 145 RB-LE)

Heating technology

- Hot air outlets in living area, double floor, scooter garage and main cabin door entrance
- Underfloor heating effect due to heated climate storage double floor

There are two different weight and equipment variants in the C1-tourer range. For you as a customer, this distinction provides a clear indication of which models meet your requirements.



Our **lightweight 3.5 t models** are the perfect choice for those who value a lightweight vehicle that meets the requirements of the 3.5 t class and can be driven with a B Class EU driving licence. They combine innovative lightweight construction with the Carthago premium DNA.



Our **comfort 4.2 t models** are the perfect choice for those who are not dependent on the 3.5 t weight class and want to experience premium comfort. The huge payload reserves and maximum interior comfort of these models leave nothing to be desired.

To make it as easy as possible for you to choose the right model, here are the equipment differences between the lightweight 3.5 t and comfort 4.2 t models.

lightweight 3.5 t	comfort 4.2 t	Optional on lightweight 3.5 t
Basic vehicle Fiat Ducato		
Fiat Ducato with technically permissible gross vehicle weight of 3,500 kg with Carthago special light AL-KO low frame	Fiat Ducato with technically permissible gross vehicle weight of 4,250 kg with AL-KO low frame Carthago special	
Standard 60-litre fuel tank	Standard 60-litre fuel tank, 90-litre fuel tank in Basic Plus package	○
Mercedes-Benz Sprinter chassis		
Mercedes-Benz Sprinter with technically permissible gross vehicle weight of 3,500 kg with Carthago special light AL-KO low frame	Mercedes-Benz Sprinter with technically permissible gross vehicle weight of 4,200 kg with AL-KO low frame Carthago special	
Standard 65-litre fuel tank	Standard 65-litre fuel tank, 92-litre fuel tank in Basic Plus package	○
Body		
Double floor exterior access via storage compartment hatch in front of XL main cabin door (Depending on model)	Double floor exterior access via storage compartment hatch in front of XL main cabin door and additional, lowered exterior storage compartment behind XL main cabin door (Depending on model)	○
Double floor lighting		
Huge double floor storage compartment in entrance area with additional storage compartment lowering, made from robust lightweight material*	Huge double floor storage compartment in entrance area with additional storage compartment lowering made from high-quality RTM sandwich material and hard-wearing GRP floor covering*	
Bathroom		
Large bathroom with modern countertop washbasin, large wall mirror and additional storage cabinet (only 145 RB-LE model)	Large bathroom with extra-large, all-around mirror cabinet and large, flush-mounted washbasin	
Wash stand base unit with toilet roll holder	Wash stand base unit with toilet roll holder and laundry basket**	
Kitchen		
3-ring hob with one-piece or two-piece glass cover (depending on model), enamelled wire pan support and stainless steel base***	3-ring hob with one-piece or two-piece glass cover (depending on model), cast iron pan support and glass base***	
Multifunctional sink cover including wall holder for worktop extension	Multifunctional sink cover including wall holder for worktop extension and chopping board	●
Sleeping area incl. wardrobes		
Convenient access step for lengthways single beds	Pull-out lightweight access steps including lying surface extension with additional cushion for lengthways single beds	●
Wardrobes beneath lengthways single beds, lowered into the double floor, with lift function and divided mattress	Wardrobes with shelves beneath lengthways single beds, lowered into the double floor, with lift function and divided mattress	●
Technology		
Lithium-ion battery 90 Ah incl. battery computer in Basic Plus package	Gel battery 80 Ah as standard	

* Except 141 KB-LE model

** Laundry basket only available with luxury bathroom layouts

*** Two-piece glass cover in corner kitchens, single-piece in galley kitchens

○ = special equipment ● = included in package



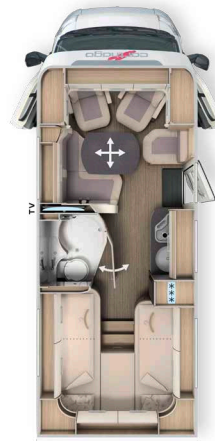
Fiat Ducato models with 8G automatic torque converter as standard



Please carefully read the legal notes concerning weight-related information on pages 3-6 before concluding the contract!



Alternatively, you can scan the QR code, and you will also receive all of the important information on the subject of weight!




	T 143 KB-LE			
	lightweight 3.5 t		comfort 4.2 t	
	Fiat Ducato	Mercedes-Benz Sprinter	Fiat Ducato	Mercedes-Benz Sprinter
Transmission	8G automatic torque converter	6-speed manual transmission	8G automatic torque converter	6-speed manual transmission
Standard chassis	AL-KO low frame 35 special light	AL-KO low frame special light 315 CDI	AL-KO low frame heavy	AL-KO low frame 415 CDI
Base engine	Diesel 2.2 l (140 HP / 103 kW)	Diesel 2.0 l (150 HP / 110 kW)	Diesel 2.2 l (180 HP / 132 kW)	Diesel 2.0 l (150 HP / 110 kW)
Length/width/height (mm) ^{1) 2) 3)}	6,900 / 2,270 / 2,920	7,060 / 2,270 / 2,950	6,900 / 2,270 / 2,920	7,060 / 2,270 / 2,950
Wheel base (mm)	3,800	3,900	3,800	3,900
Double floor height / Double floor storage compartment (mm)	220 / 460	220 / 460	220 / 460	220 / 460
Headroom in living area (mm)	1,980	1,980	1,980	1,980
Rear garage interior height (mm)	1,200	1,200	1,200	1,200
Door width / height rear garage at passenger side (mm)	1,050 x 1,140	1,050 x 1,140	1,050 x 1,140	1,050 x 1,140
Door width / height, rear garage at passenger side (mm)	850 x 1,140	850 x 1,140	850 x 1,140	850 x 1,140
Technically permissible gross vehicle weight (kg) ⁹⁾	3,500	3,500	4,250 / 4,500*	4,200 / 4,500*
Weight in running order (kg) ⁶⁾	2,953 (2,805 - 3,101)	2,857 (2,714 - 3,000)	2,983 (2,834 - 3,132)	2,907 (2,762 - 3,052)
Weight of additional equipment in series production specified by the manufacturer (kg) ⁷⁾	179	275	899	924
Max. towed load (kg) ¹⁰⁾	2,000	2,000	2,000	2,000
Max. number of seats with 3-point safety belt while driving (standard / optional) ⁵⁾	4	4	4	4
Sleeping berths (standard / optional)	2 / 3	2 / 3	2 / 3	2 / 3
Rear bed dimensions (mm)	1,900 / 2,000 x 850	1,900 / 2,000 x 850	1,900 / 2,000 x 850	1,900 / 2,000 x 850
Optional central drop-down bed dimensions (mm)	-	-	-	-
Seating area bed conversion dimensions (mm)	2,030 x 1,105 / 650	2,030 x 1,105 / 650	2,030 x 1,105 / 650	2,030 x 1,105 / 650
Fridge volume / of which freezer compartment (l)	133 / 12	133 / 12	133 / 12	133 / 12
Heating system	Truma Combi 6	Truma Combi 6	Truma Combi 6	Truma Combi 6
Fresh water volume (l) ⁵²⁾	150	150	150	150
Waste water volume (l)	140	140	140	140
Battery capacity (Ah)	80	80	80	80
230 V / 12 V / USB sockets	4 / 1 / 2	4 / 0 / 1	4 / 1 / 2	4 / 0 / 1
Article no.	111120	111520	111121	111521


* Optional weight increase

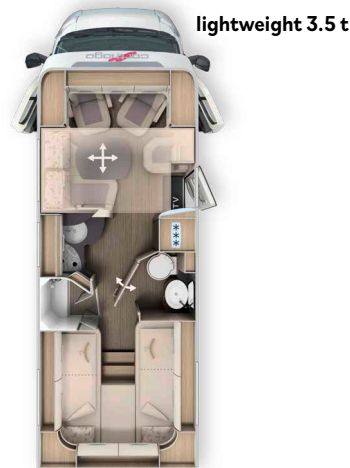
** In conjunction with special equipment

²⁾ Total vehicle width is the measurement from exterior wall to exterior wall (wheel arches on the side, for Fiat Ducato / Mercedes-Benz Sprinter approx.: + 70 mm)

 Fiat Ducato models with 8G automatic torque converter as standard

 Please carefully read the legal notes concerning weight-related information on pages 3-6 before concluding the contract!

 Alternatively, you can scan the QR code, and you will also receive all of the important information on the subject of weight!



	T 145 RB-LE			
	lightweight 3.5 t		comfort 4.2 t	
	Fiat Ducato	Mercedes-Benz Sprinter	Fiat Ducato	Mercedes-Benz Sprinter
Transmission	8G automatic torque converter	6-speed manual transmission	8G automatic torque converter	6-speed manual transmission
Standard chassis	AL-KO low frame 35 special light	AL-KO low frame special light 315 CDI	AL-KO low frame heavy	AL-KO low frame 415 CDI
Base engine	Diesel 2.2 l (140 HP / 103 kW)	Diesel 2.0 l (150 HP / 110 kW)	Diesel 2.2 l (180 HP / 132 kW)	Diesel 2.0 l (150 HP / 110 kW)
Length/width/height (mm) ^{1) 2) 3)}	6,990 / 2,270 / 2,920	7,160 / 2,270 / 2,950	6,990 / 2,270 / 2,920	7,160 / 2,270 / 2,950
Wheel base (mm)	3,800	3,900	3,800	3,900
Double floor height / Double floor storage compartment (mm)	220 / 460	220 / 460	220 / 460	220 / 460
Headroom in living area (mm)	1,980 / 1,840***	1,980 / 1,840***	1,980 / 1,840***	1,980 / 1,840***
Rear garage interior height (mm)	1,200	1,200	1,200	1,200
Door width / height rear garage at passenger side (mm)	1,050 x 1,140	1,050 x 1,140	1,050 x 1,140	1,050 x 1,140
Door width / height, rear garage at passenger side (mm)	1,050 x 1,140	1,050 x 1,140	1,050 x 1,140	1,050 x 1,140
Technically permissible gross vehicle weight (kg) ⁹⁾	3,500	3,500	4,250 / 4,500*	4,200 / 4,500*
Weight in running order (kg) ⁶⁾	2,973 (2,824 - 3,122)	2,867 (2,724 - 3,010)	3,003 (2,853 - 3,153)	2,917 (2,771 - 3,063)
Weight of additional equipment in series production specified by the manufacturer (kg) ⁷⁾	158	264	878	913
Max. towed load (kg) ¹⁰⁾	2,000	2,000	2,000	2,000
Max. number of seats with 3-point safety belt while driving (standard / optional) ⁵⁾	4	4	4	4
Sleeping berths (standard / optional)	2 / 4	2 / 4	2 / 4	2 / 4
Rear bed dimensions (mm)	2,000 / 1,900 x 850	2,000 / 1,900 x 850	2,000 / 1,900 x 850	2,000 / 1,900 x 850
Optional central drop-down bed dimensions (mm)	1,710 x 1,000	1,710 x 1,000	1,710 x 1,000	1,710 x 1,000
Seating area bed conversion dimensions (mm)	2,030 x 1,105 / 650	2,030 x 1,105 / 650	2,030 x 1,105 / 650	2,030 x 1,105 / 650
Fridge volume / of which freezer compartment (l)	133 / 12	133 / 12	133 / 12	133 / 12
Heating system	Truma Combi 6	Truma Combi 6	Truma Combi 6	Truma Combi 6
Fresh water volume (l) ⁵²⁾	150	150	150	150
Waste water volume (l)	140	140	140	140
Battery capacity (Ah)	80	80	80	80
230 V / 12 V / USB sockets	4 / 1 / 2	4 / 0 / 1	4 / 1 / 2	4 / 0 / 1
Article no.	111140	111540	111141	111541

* Optional weight increase

** In conjunction with special equipment

*** Headroom beneath central drop-down bed

²⁾ Total vehicle width is the measurement from exterior wall to exterior wall (wheel arches on the side, for Fiat Ducato / Mercedes-Benz Sprinter approx.: + 70 mm)



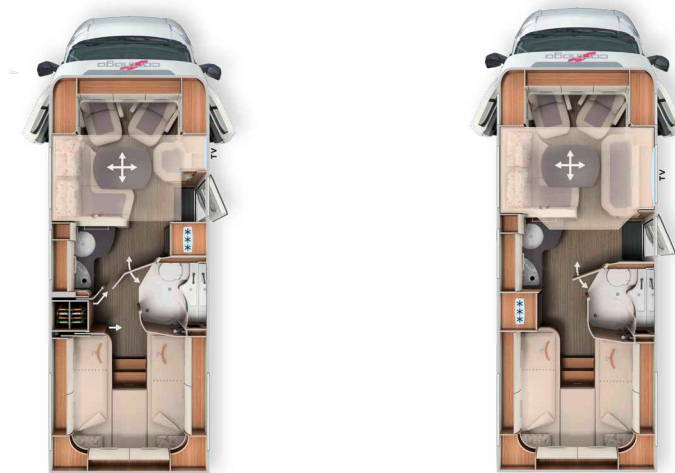
Fiat Ducato models with 8G automatic torque converter as standard



Please carefully read the legal notes concerning weight-related information on pages 3-6 before concluding the contract!



Alternatively, you can scan the QR code, and you will also receive all of the important information on the subject of weight!




	T 148 KB-LE comfort 4.2 t	
	Fiat Ducato	Mercedes-Benz Sprinter
Transmission	8G automatic torque converter	6-speed manual transmission
Standard chassis	AL-KO low frame heavy	AL-KO low frame 415 CDI
Base engine	Diesel 2.2 l (180 HP / 132 kW)	Diesel 2.0 l (150 HP / 110 kW)
Length/width/height (mm) ^{1) 2) 3)}	7,340 / 2,270 / 2,920	7,620 / 2,270 / 2,950
Wheel base (mm)	4,143	4,243
Double floor height / Double floor storage compartment (mm)	220 / 460	220 / 460
Headroom in living area (mm)	1,980 / 1,840***	1,980 / 1,840***
Rear garage interior height (mm)	1,200	1,200
Door width / height rear garage at passenger side (mm)	1,050 x 1,140	1,050 x 1,140
Door width / height, rear garage at passenger side (mm)	1,050 x 1,140	1,050 x 1,140
Technically permissible gross vehicle weight (kg) ⁹⁾	4,250 / 4,500*	4,200 / 4,500*
Weight in running order (kg) ⁶⁾	3,203 (3,043 - 3,363)	3,067 (2,914 - 3,220)
Weight of additional equipment in series production specified by the manufacturer (kg) ⁷⁾	672	757
Max. towed load (kg) ¹⁰⁾	2,000	2,000
Max. number of seats with 3-point safety belt while driving (standard / optional) ⁵⁾	4	4
Sleeping berths (standard / optional)	2 / 4	2 / 5
Rear bed dimensions (mm)	2,000 / 1,900 x 850	1,900 / 2,000 x 850
Optional central drop-down bed dimensions (mm)	1,890 / 1,700 x 1,100	1,890 x 1,100
Seating area bed conversion dimensions (mm)	1,920 x 1,125 / 650	2,030 x 1,125 / 670
Fridge volume / of which freezer compartment (l)	153 / 29	153 / 29
Heating system	Truma Combi 6	Truma Combi 6
Fresh water volume (l) ⁵²⁾	150	150
Waste water volume (l)	140	140
Battery capacity (Ah)	80	80
230 V / 12 V / USB sockets	4 / 1 / 2	4 / 0 / 1
Article no.	111150	111560


* Optional weight increase


** In conjunction with special equipment

*** Headroom beneath central drop-down bed

²⁾ Total vehicle width is the measurement from exterior wall to exterior wall (wheel arches on the side, for Fiat Ducato / Mercedes-Benz Sprinter approx.: + 70 mm)

 Fiat Ducato models with 8G automatic torque converter as standard

 Please carefully read the legal notes concerning weight-related information on pages 3-6 before concluding the contract!

 Alternatively, you can scan the QR code, and you will also receive all of the important information on the subject of weight!



	T 149 RB-LE comfort 4.2 t		T 150 RB-QB comfort 4.2 t	
	Fiat Ducato	Mercedes-Benz Sprinter	Fiat Ducato	Mercedes-Benz Sprinter
Transmission	8G automatic torque converter	6-speed manual transmission	8G automatic torque converter	6-speed manual transmission
Standard chassis	AL-KO low frame heavy	AL-KO low frame 415 CDI	AL-KO low frame heavy	AL-KO low frame 415 CDI
Base engine	Diesel 2.2 l (180 HP / 132 kW)	Diesel 2.0 l (150 HP / 110 kW)	Diesel 2.2 l (180 HP / 132 kW)	Diesel 2.0 l (150 HP / 110 kW)
Length/width/height (mm) ^{1) 2) 3)}	7,345 / 2,270 / 2,920	7,500 / 2,270 / 2,950	7,430 / 2,270 / 2,920	7,590 / 2,270 / 2,950
Wheel base (mm)	4,143	4,243	4,143	4,243
Double floor height / Double floor storage compartment (mm)	220 / 460	220 / 460	220 / 460	220 / 460
Headroom in living area (mm)	1,980 / 1,840***	1,980 / 1,840***	1,980 / 1,840***	1,980 / 1,840***
Rear garage interior height (mm)	1,200	1,200	1,120 / 1,240**	1,120 / 1,240**
Door width / height rear garage at passenger side (mm)	1,050 x 1,140	1,050 x 1,140	1,050 x 1,100	1,050 x 1,100
Door width / height, rear garage at passenger side (mm)	1,050 x 1,140	1,050 x 1,140	1,050 x 1,100	1,050 x 1,100
Technically permissible gross vehicle weight (kg) ⁹⁾	4,250 / 4,500*	4,200 / 4,500*	4,250 / 4,500*	4,200 / 4,500*
Weight in running order (kg) ⁶⁾	3,183 (3,024 - 3,342)	3,107 (2,952 - 3,262)	3,173 (3,014 - 3,332)	3,107 (2,952 - 3,262)
Weight of additional equipment in series production specified by the manufacturer (kg) ⁷⁾	692	716	701	717
Max. towed load (kg) ¹⁰⁾	2,000	2,000	2,000	2,000
Max. number of seats with 3-point safety belt while driving (standard / optional) ⁵⁾	4	4	4	4
Sleeping berths (standard / optional)	2 / 4	2 / 4	2/4	2 / 4
Rear bed dimensions (mm)	2,000 / 1,900 x 850	2,000 / 1,900 x 850	1,950 x 1,450	1,950 x 1,450
Optional central drop-down bed dimensions (mm)	1,890 / 1,700 x 1,100	1,890 / 1,700 x 1,100	1,890 / 1,700 x 1,100	1,890 / 1,700 x 1,100
Seating area bed conversion dimensions (mm)	1,920 x 1,125 / 650	1,920 x 1,125 / 650	1,920 x 1,125 / 650	1,920 x 1,125 / 650
Fridge volume / of which freezer compartment (l)	153 / 29	153 / 29	153 / 29	153 / 29
Heating system	Truma Combi 6	Truma Combi 6	Truma Combi 6	Truma Combi 6
Fresh water volume (l) ⁵²⁾	150	150	150	150
Waste water volume (l)	140	140	140	140
Battery capacity (Ah)	80	80	80	80
230 V / 12 V / USB sockets	4 / 1 / 2	4 / 0 / 1	4 / 1 / 2	4 / 0 / 1
Article no.	111172	111572	111182	111582

* Optional weight increase

** In conjunction with special equipment

*** Headroom beneath central drop-down bed

²⁾ Total vehicle width is the measurement from exterior wall to exterior wall (wheel arches on the side, for Fiat Ducato / Mercedes-Benz Sprinter approx.: + 70 mm)

Article no.		216041	216038	216046	216039
Basic Plus package	Weight	lightweight 3.5 t		comfort 4.2 t	
		Fiat	Mercedes	Fiat	Mercedes
	kg	EUR	EUR	EUR	EUR
Chassis options					
Wheel trims		-	81	-	81
Carthago wheel trims		81	-	81	-
Skid plate black		92	-	92	-
Fog lights with cornering lights		254	-	254	-
Headlight frame in black		61	-	61	-
Tempmatik semi-automatic air conditioning system ³³⁾		-	3.091	-	3.091
Cruise control		Standard	549	Standard	549
Charge booster ⁴⁷⁾		214	214	214	214
Front axle with increased load bearing capacity		-	498	-	498
92-litre fuel tank		-	-	-	488
90-litre fuel tank		-	-	122	-
Leather steering wheel with multifunctional buttons option (incl. leather gear stick for manual transmission)		-	458	-	458
Instrument cluster with colour display		-	580	-	580
Rain sensor		-	234	-	234
Electric handbrake		-	580	-	580
Heat-insulating glass with band filter on windscreen		-	346	-	346
Driver's cab blackout system: pleated blind on windscreen and side windows ⁵⁰⁾		752	752	752	752
Driver's cab comfort seats with tilt and height adjustment (front/rear)		590	590	590	590
Pre-wiring for radio with roof antenna with DAB+, speakers (4 x) ^{54) 88)}		458	458	458	458
Pioneer 6.8" radio / moniceiver incl. DAB+ ⁸⁰⁾		661	-	661	-
MBUX 10.2" multimedia system incl. sat nav and DAB+ ⁵¹⁾		-	4.565	-	4.565
Traffic sign assist		-	437	-	437
Main cabin options					
Midi-Heki skylight with LED spotlights above the L-shaped lounge seating area		702	702	702	702
Large scooter garage door on driver's side		590	590	590	590
XL habitation door 'premium two 2.0' (width 63 cm) with double locking, window and anti-insect blind		539	539	539	539
90 Ah lithium-ion battery incl. battery computer instead of 80 Ah gel battery ¹⁰⁶⁾		905	905	-	-
SOG toilet ventilation ¹⁰⁷⁾		376	376	376	376
Waste water hose set for convenient disposal		-	-	122	122
USB socket in overhead storage cabinet above rear bed		112	112	112	112
Pre-wiring for electric extractor hood		-	-	244	244
Pre-wiring for solar system		-	-	244	244
Pre-wiring for satellite system		-	-	244	244
Pre-wiring for reversing camera (single lens)		-	-	244	244
Total price of individual options		6.386	16.655	6.701	17.337
Package price		5.247	13.513	5.481	14.022
Your savings		1.139	3.142	1.220	3.315
Package weight in kg		29	49.5	72.5	94.5
SURCHARGE Pioneer 9" multimedia system incl. sat nav, motorhome route guidance, DAB+ ¹⁹⁾	1	925	-	925	-
SURCHARGE Fiat 10.1" multimedia system incl. sat nav, motorhome route guidance and DAB+*	1	1.474	-	1.474	-

* Only in conjunction with Chassis Plus package for Fiat

Article no.

216286

Chassis Plus package for Fiat	Weight	
	kg	EUR
Leather steering wheel and gear knob		315
Dashboard finish: ventilation grille in chrome		244
Fiat 16-inch alloy wheels for f40 heavy chassis / f35 in conjunction with 8-speed automatic torque converter		966
Multi-functional steering wheel (radio remote control via control buttons)		315
Driver's cab automatic air conditioning ³³⁾		549
Inductive mobile phone charging tray		346
Digital instrument cluster with colour display in dashboard ¹⁰⁴⁾		366
Total price of individual options		3.101
Package price	-7	2.949
Your savings		153

Article no.

216270

Chassis Plus package for Mercedes	Weight	
	kg	EUR
9-speed TRONIC automatic transmission incl. hold function		3.549
Engine variant 170 HP / 125 kW, Euro VI E (only in conjunction with automatic transmission) ⁹⁹⁾		3.040
16-inch alloy wheels (black) with all-weather tyres ³²⁾		1.525
THERMOTRONIC fully automatic air conditioning system		681
Total price of individual options		8.795
Package price	13	8.399
Your savings		397

Article no.

216502

Preparation kit (only for lightweight 3.5 t)*	Weight	
	kg	EUR
Pre-wiring for electric extractor hood		244
Pre-wiring for solar system		244
Pre-wiring for satellite system		244
Pre-wiring for reversing camera (single lens)		244
Total price of individual options		976
Package price	4,5	763
Your savings		214

* Recommended, already in Basic Plus Package on comfort 4.2 t models

Article no.

212325

Mercedes-Benz Driver's Assistance package* ⁵⁰⁾	Weight	
	kg	EUR
DISTRONIC active distance assist		✓
Active lane departure warning system		✓
High beam assist		✓
Tyre pressure control system		✓
Package price	0	1.312

* Only in conjunction with Chassis Plus package. Active brake assistant and active driver drowsiness detection included as standard

Article no.		212029	212031	212028	212030
Media package	Weight	141 KB-LE, 143 KB-LE	145 RB-LE	148 KB-LE H	148 KB-LE, 149 RB-LE, 150 RB-LE
	kg	EUR	EUR	EUR	EUR
Reversing camera system with single lens ¹⁰⁰⁾		1.169	1.169	1.169	1.169
32" TV wall bracket in the entrance area, rotatable by 180°		-	722	-	-
24" TV pull-out system in side bench seat ³⁶⁾		-	-	-	722
32" TV pull-out system in side bench seat		-	-	722	-
24" TV pull-out system for TV cabinet in lounge seating area		722	-	-	-
24" Smart LED TV ³⁹⁾		1.485	-	-	1.485
32" Smart LED TV		-	2.013	2.013	-
Total price of individual options		3.376	3.905	3.905	3.376
Package price		2.328	2.837	2.837	2.328
Your savings		1.047	1.068	1.068	1.047
Package weight in kg		16	13	10.5	12
SURCHARGE 143 KB-LE: Designer TV cabinet with 32" Smart LED TV instead of 24" ³⁹⁾	5.5	854	-	-	-
SURCHARGE Reversing camera with double lens and shutter instead of single lens ¹⁰⁰⁾	1	702	702	702	702
SURCHARGE Teleco Flatsat Classic 85 satellite system with CI Slot ^{12) 23)}	15	3.020	3.020	3.020	3.020

Article no.			210730
Kitchen / Coffee package	Weight		
	kg	EUR	
Voltage transformer for 12 V to 230 V, 1,800 Watts, mains priority circuit* ¹⁰³⁾			1.983
Capsule coffee machine with connecting kit incl. pull-out system			325
Total price of individual options			2.308
Package price	11	1.962	
Your savings			346

*Only in conjunction with second habitation battery (gel) or lithium

Article no.			810632
Living comfort package (143 KB-LE, 145 RB-LE models) Standard for comfort models	Weight		143 KB-LE 145 RB-LE
	kg	EUR	
Pull-out lightweight access steps including lying surface extension			✓
Multifunctional sink cover to extend the work surface, can also be mounted on the wall			✓
Shelving beneath lengthways single beds			✓
Package price	6	661	

Article no.		210580	210584	210586
Sleeping Area TV package	Weight	141 KB-LE, 143 KB-LE, 148 KB-LE, 148 KB-LE H, 149 RB-LE	150 RB-QB	145 RB-LE comfort 4.2 t *
	kg	EUR	EUR	EUR
TV cabinet in sleeping area with special TV pull-out system ³⁶⁾		935	-	-
24" Smart LED TV in sleeping area ^{23) 39)}		1.485	-	-
24" LED TV in sleeping area including swivel TV bracket		-	-	1.962
Additional TV connection in sleeping area		-	-	346
Pre-wiring for TV connection incl. cable set in canopy and cover panel ³⁶⁾		-	296	-
24" Smart LED TV in sleeping area incl. TV bracket, contact switch ^{23) 39) 86)}		-	1.983	-
Total price of individual options		2.420	2.279	2.308
Package price		1.668	1.576	1.576
Your savings		752	703	732
Package weight in kg		12.5	6.5	n.a.
SURCHARGE Teleco Flatsat Easy Skew Smart 90 satellite system / twin LNB for second TV ^{12) 23)}	16.5	3.203	3.203	3.203

* Available from April 2025

Article no.		€ inkl. 21% DPH	kg	T 143 KB-LE lightweight 3.5 t	T 143 KB-LE comfort 4.2 t	T 145 RB-LE lightweight 3.5 t	T 145 RB-LE comfort 4.2 t	T 148 KB-LE comfort 4.2 t	T 148 KB-LE H comfort 4.2 t	T 149 RB-LE comfort 4.2 t	T 150 RB-QB comfort 4.2 t
Fiat Ducato chassis											
310051	140 HP / 103 kW engine, Euro 6e, f35 light, 8-speed automatic torque converter ^{67) 68)}	Standard	-	X	-	X	-	-	-	-	-
310071	180 HP / 132 kW engine, Euro VIe, f40 heavy, 8-speed automatic torque converter ^{10) 67)}	Standard	-	-	X	-	X	X	X	X	X
311810	Reinforced front axle springs for optimal ride comfort ⁵⁷⁾	630	-	○	○	○	○	○	○	○	○
311815	AL-KO 'ACS' High Performance front axle spring strut ⁵⁷⁾	1.515	-	○	○	○	○	○	○	○	○
310467	Weight increase from 4,250 kg to 4,500 kg with Fiat Ducato f40 heavy	346	-	-	○	-	○	○	○	○	○
331615	Fiat full LED front headlights ⁴⁴⁾	1.373	-	○	○	○	○	○	○	○	○
331614	Fog lights with cornering lights	254	2	●	●	●	●	●	●	●	●
210338	Fiat 10.1" multimedia system incl. sat nav, motorhome route guidance and DAB+ ⁵¹⁾	1.474	1	○	○	○	○	○	○	○	○
310605	90-litre fuel tank	122	23	○	●	○	●	●	●	●	●
Mercedes-Benz Sprinter chassis											
310467	Weight increase from 4,200 kg to 4,500 kg	346	-	-	○	-	○	-	○	○	○
331612	LED high-performance headlights	2.593	2	○	○	○	○	-	○	○	○
331613	Fog lights with cornering lights	407	-	○	○	○	○	-	○	○	○
310611	92-litre fuel tank capacity	488	24,5	○	●	○	●	-	●	●	●
410282	Driver's cab exterior colour: Obsidian Black metallic	1.627	-	○	○	○	○	-	○	○	○
Further chassis options											
311400	Removable tow bar	1.932	38	○	○	○	○	○	○	○	○
311430	Removable tow bar in conjunction with Pedelec scooter garage	2.328	41	-	-	-	-	-	-	-	○
311300	Wind-down rear steadies to prevent swaying when stationary	447	10	○	○	○	○	○	○	○	○
Main cabin exterior											
410122	Central locking for XL habitation door 'premium two 2.0'	356	0,5	○	○	○	○	○	○	○	○
410500	Roof awning aluminium cassette, grey canvas, length: 3.5 m	1.657	35	○	-	○	-	-	-	-	-
410520	Roof awning aluminium cassette, grey canvas, length: 4.0 m	1.779	39	○	○	○	○	○	○	○	○
410560	Roof awning aluminium cassette, grey canvas, length: 4.5 m	1.901	42,5	-	-	-	-	○	○	○	○
410114	Patented Pedelec scooter garage, loading height of up to 124 cm ^{42) 66)}	600	11	-	-	-	-	-	-	-	○
410925	Push-in and transport system for 2 Pedelecs / E-bikes ⁷¹⁾	742	28,5	-	-	-	-	-	-	-	○
410270	Double floor storage compartment including recess with external access behind the main cabin door	915	8,5	○	X	○	X	X	-	X	X
410760T	'Skyview' skylight with designer headliner above driver's cab ⁶⁰⁾	1.403	18	○	○	○	○	○	○	○	○
410850	Electric extractor hood above kitchen area ²²⁾	529	2,5	○	○	○	○	○	○	○	○
Electrical system											
510020	Additional 80 Ah gel habitation battery in existing battery centre	549	26	-	○	-	○	○	○	○	○
510056	90 Ah lithium-ion battery incl. battery computer instead of 80 Ah gel battery ¹⁰⁶⁾	1.546	-14,5	●	○	●	○	○	○	○	○
510057	150 Ah lithium-ion battery including battery computer and separate touch display (replaces 90 Ah lithium-ion battery)	2.451	5	○	-	○	-	-	-	-	-
510053	Second lithium-ion battery 150 Ah incl. battery computer and separate touch display ⁵⁵⁾	905	-9,5	-	○	-	○	○	○	○	○
510081	Solar system: 2 x 110 Watt ¹²⁾	2.023	16,5	○	○	○	○	○	○	○	○
510180	Inverter for 12 V to 230 V, 1,800 Watts with mains priority circuit ^{103) 110)}	1.983	8	●	●	●	●	●	●	●	●
510255	Socket package with additional sockets (3 x 230 V, 2 x USB) ⁴⁵⁾	498	2,5	○	○	○	○	○	○	○	○
510201	Carthago Security alarm system ³⁵⁾	1.444	3	○	○	○	○	○	○	○	○

Article no.		€ inkl. 21% DPH	kg	T 143 KB-LE lightweight 3.5 t	T 143 KB-LE comfort 4.2 t	T 145 RB-LE lightweight 3.5 t	T 145 RB-LE comfort 4.2 t	T 148 KB-LE comfort 4.2 t	T 148 KB-LEH comfort 4.2 t	T 149 RB-LE comfort 4.2 t	T 150 RB-QB comfort 4.2 t
Gas Water Miscellaneous											
610020	Truma DuoControl CS ⁷³⁾	447	3	○	○	○	○	○	○	○	○
610021	Gas filter for Truma DuoControl CS (recommended) ⁹⁵⁾	224	0,5	○	○	○	○	○	○	○	○
610045	Convenient gas bottle pull-out system (only in conjunction with Truma DuoControl CS)	661	6	○	○	-	-	-	-	-	-
610140	Hot / cold exterior shower in scooter garage on passenger's side	356	2,5	○	○	○	○	○	○	○	○
610480	Scooter garage upgrade with needle felt, luggage nets	356	4,5	○	○	○	○	○	○	○	○
610500	Aluminium chequered floor for scooter garage ⁶⁶⁾	183	11	○	○	○	○	○	○	○	○
Kitchen Appliances											
550081	Tec-Tower 153-litre fridge combination with separate gas oven ⁷⁵⁾	895	16,5	-	-	-	-	○	-	○	○
550067	Gas oven with grill function in kitchen base unit ³⁷⁾	1.078	8,5	○	○	○	○	○	○	○	○
550287	Capsule coffee machine with connecting kit incl. pull-out system	325	3	●	●	●	●	●	●	●	●
Heating Air conditioning											
650040	Truma Combi 6E (additional electric heating element 2 x 900 Watt / 230 V) ⁶³⁾	752	1	○	○	○	○	○	○	○	○
650230	Alde warm water heater, 230 V / gas operation with booster in driver's cab ^{63) 113)}	3.457	56	-	-	-	-	○	-	○	○
650240	Alde heat exchanger (use of engine heat) ^{65) 113)}	1.200	9,5	-	-	-	-	○	-	○	○
Multimedia											
710029	Pioneer 9" multimedia system incl. sat nav, motorhome route guidance, DAB+ (Fiat Ducato) ¹⁹⁾	1.586	3	○	○	○	○	○	○	○	○
710200	Reversing camera system with single lens ¹⁰⁰⁾	1.169	0,5	●	●	●	●	●	●	●	●
710220	Reversing camera system with double lens and shutter ^{97) 100)}	1.871	1	○	○	○	○	○	○	○	○
710501	32" TV wall bracket in the entrance area, rotatable by 180° ³⁶⁾	722	4,5	-	-	●	●	-	-	-	-
710502	24" TV pull-out system in side bench seat ³⁶⁾	722	7	-	-	-	-	●	-	●	●
710503	32" TV pull-out system in side bench seat ³⁶⁾	722	2	-	-	-	-	-	●	-	-
710506	24" TV pull-out system for TV cabinet in lounge seating area ³⁶⁾	722	11	●	●	-	-	-	-	-	-
710547	24" Smart LED TV for TV pull-out system / TV bracket ³⁹⁾	1.485	5	●	●	-	-	●	-	●	●
710548	32" Smart LED TV for TV pull-out system ³⁹⁾	2.013	8	-	-	●	●	-	●	-	-
710481	TV cabinet in sleeping area with TV pull-out system and connection set ³⁶⁾	935	8,5	●	●	-	-	●	●	●	-
910460	Additional TV connection in sleeping area ^{25) 36)}	346	1,5	●	●	●	●	●	●	●	-
710477	Pre-wiring for TV connection in sleeping area incl. cable set and cover panel	296	1	-	-	-	-	-	-	-	●
710474	24" Smart LED TV in sleeping area including swivel TV bracket (available from April 2025)	1.962	n.a.	-	-	-	●	-	-	-	-
710472	24" Smart LED TV in sleeping area, TV cabinet or bathroom rear wall ^{23) 25) 39) 87)}	1.485	4	●	●	-	-	●	●	●	-
710478	24" Smart LED TV in sleeping area incl. TV bracket, power contact switch, TV signal ^{23) 39) 86)}	1.983	5,5	-	-	-	-	-	-	-	●
Satellite systems											
750041	Teleco Flatsat Classic 85 satellite system with CI slot ^{12) 23)}	3.508	15	○	○	○	○	○	○	○	○
750046	Teleco Flatsat Easy Skew Smart 90 / Twin LNB for second TV ^{12) 23)}	3.874	16,5	○	○	○	○	○	○	○	○

Article no.		€ inkl. 21% DPH	kg	T 143 KB-LE lightweight 3.5 t	T 143 KB-LE comfort 4.2 t	T 145 RB-LE lightweight 3.5 t	T 145 RB-LE comfort 4.2 t	T 148 KB-LE comfort 4.2 t	T 148 KB-LE H comfort 4.2 t	T 149 RB-LE comfort 4.2 t	T 150 RB-QB comfort 4.2 t
Interior											
810027	casablanca 1 world of style ⁷⁷⁾	702	-	-	-	-	-	○	○	○	○
810030	nuovo world of style	702	-	○	○	○	○	-	-	-	-
810100	Carpet for living area	376	7,5	○	○	○	○	○	○	○	○
810120	Carpet for driver's cab area	193	2	○	○	○	○	○	○	○	○
810460	Electric central drop-down bed above seating area incl. skylight in T-mask ^{38) 60)}	2.328	59	-	-	○	○	○	○	○	○
810580	Lounge seating area can be converted into a sleeping area ⁶⁹⁾	600	7,5	○	○	○	○	○	○	○	○
810610	Solid wood sliding door in front of bedroom	417	5,5	-	-	○	X	X	-	X	-
810726	Waterproof shower insert in same design as living area floor	234	3,5	○	○	-	-	○	○	-	-
Weight-reducing special equipment											
810900	Open shelves instead of all-around overhead storage compartments in rear area (for load reduction)	61	-14	○	-	○	-	-	-	-	-
810260	Rear bed with Carawinx sprung base instead of slatted frame	580	-2	○	○	○	○	○	○	○	○
Living area upholstery											
850600	Barcelona 23/Antara fabric combination ¹¹²⁾	Standard	-	X	X	X	X	X	X	X	X
850610	Venezia/Antara fabric combination ¹¹²⁾	Standard	-	X	X	X	X	X	X	X	X
850620	Cambridge 25/Antara fabric combination ¹¹²⁾	Standard	-	X	X	X	X	X	X	X	X
850304	London 25 fabric combination	Standard	-	X	X	X	X	X	X	X	X
850314	Paris fabric combination	427	-	○	○	○	○	○	○	○	○
850640	Davos/textile leather fabric combination	427	1	○	○	○	○	○	○	○	○
850710	Ivory part leather/leather fabric combination	1.515	2	○	○	○	○	○	○	○	○
850720	Macchiato 23 part leather/leather fabric combination ¹¹²⁾	1.515	2	○	○	○	○	○	○	○	○
850690	Ivory leather	3.742	3	○	○	○	○	○	○	○	○
850730	Sand leather ¹¹²⁾ *	3.742	3	○	○	-	-	○	○	○	○
850740	Macchiato leather	3.742	3	○	○	○	○	○	○	○	○
850501	World of sleeping & décor set: decorative cushions, bed throw, fitted sheet set ²⁶⁾	417	3,5	○	○	○	○	○	○	○	○

* Not possible in conjunction with casablanca 1 world of style

The fascination of the Carthago premium class:

elegance, comfort and extravagance

Exclusive exterior design:



- Modern GRP bus rear
- Carthago rear lights with dynamic LED indicators

Comfort-oriented layouts:



- L-shaped lounge seating area with rectangular table
- Slide out storage cabinet
- Separable dressing room

Double floor with huge, heated storage compartment:



- Usable height up to 70 cm
- Exterior access via several large hatches. Convenient interior access via the seat bench cover of the L-shaped lounge seating area and the fold-up side seat bench and large living area floor hatches
- Large, central through-loading space (interior height 22 cm) with extra-low double floor storage compartment (usable height 46 cm), conveniently loadable through the XL habitation door via a large, self-supporting living area floor hatch
- Entire double floor heated with climate storage function
- Extended storage space concept in living area with all-around overhead storage cabinets in driver's cab and sleeping area (queen-size bed models: overhead storage cabinets above the bed)

Above average self-sufficiency:



- 170 l fresh water / 140 l waste water, 2 x 80 Ah batteries

Carthago body concept for liner premium class:



- High-stability chassis connection using frame members (roof-wall / floor-wall)
- Wood-free construction with water-repellent RTM hard foam insulating core
- Interior walls and ceiling made of aluminium, providing lightning protection.
- Microfibre, climate-regulating wall lining

Base vehicle

Fiat Ducato with AL-KO low frame Carthago special

- Engine: 2.2 l diesel Multijet 3 with Adblue (19 l), 180 HP / 132 kW, 4 cylinders, 350 Nm, Euro VIe, front-wheel drive
- 90-litre fuel tank
- **8-speed automatic torque converter as standard**
- Start / Stop system
- Side wind assistant, cruise control, ABS, ESP, ASR, electric immobiliser, Hillholder, Hill Descent Control, Traction Plus, trailer stability control, collision braking system ⁶⁵⁾
- Manual air-conditioning system
- Driver / passenger airbag ¹⁰⁾
- Cup holder
- Daytime driving lights integrated in headlights
- Wheel trims with Carthago lettering
- Mud flaps on rear axle
- Fix & Go repair kit
- 16-inch steel wheels
- All-weather tyres (M+S)

Mercedes-Benz Sprinter with AL-KO low frame Carthago special light

- Engine: 2.0 l diesel with Adblue (22 l), 150 HP / 110 kW, 4 cylinders, 330 Nm, Euro VI E, 6-speed transmission, front-wheel drive
- 16-inch steel wheels
- 65-litre fuel tank
- Keyless Start incl. Start/Stop button
- Side wind assistant, Hillholder, ABS, ASR, EBV, ESP
- Active Brake Assist and Active Attention Assist
- Driver and passenger cup holders, glove compartment on passenger's side
- Hinged lid for storage compartment
- Automatic driving light control
- Mercedes-Benz emergency call system, breakdown management
- Fleece battery 12 V / 92 Ah
- Pre-wiring (cable set) for main cabin door central locking system
- Electric warm air auxiliary heating in driver's cabin
- All-weather tyres (M+S)

Liner premium-class body construction

- 10-year water ingress guarantee
- Wood-free bodywork with GRP roof and floor covering
- Roof/wall connection via curved roof and frame member
- Roof system rails at side with rainwater deflection function
- Side and rear walls with aluminium on the interior and exterior
- RTM hard foam insulating core in roof, floor and side wall
- Floor to side wall connection using aluminium frame member bonded over its entire surface with additional cold stop
- Total wall and roof thickness, 38 mm
- Body with lightning strike protection / Faraday cage
- Exterior hatches made from original 'Carthago Isoplus' side wall material
- Internal/external flap seal, outer seal as water spray protection
- Exterior hatches and main cabin door with internal hinges
- Segmented side skirts made from aluminium profile
- GRP bus rear with double-shell insulation, separate rear bumper
- Carthago rear lights with dynamic LED indicators
- Seitz S4 main cabin window, double frame with insulated glazing and no thermal bridge, insect screen roller blind and pleated blackout blind
- LED exterior light above main cabin door with rain deflector
- Electrically extending entrance step for main cabin door with warning buzzer

Driver's cab

- T-pod in GRP
- Driver's cab doors with central locking and electric windows on driver's and passenger's sides
- Aguti driver's and passenger's comfort seats, in same material as living area, rotatable, padded armrests
- Electrically adjustable and heated rear view wing mirrors
- All-around overhead storage cabinets above driver's cab
- Partition curtain to living area

Double floor storage compartment

- Usable height up to 70 cm
- Through-loading storage compartment with lighting and heating
- Outside access via several large hatches
- Interior access via the L-shaped lounge seating area with patented fitting, fold-up side seat bench and via the large living area floor hatches in the entrance and kitchen area
- Central through-loading space (interior height 22 cm) with low double floor storage compartment (usable height 46 cm)

Large scooter garage

- Scooter garage load capacity up to 350 kg
- Large garage doors on passenger's and driver's side
- Garage floor with GRP on top and bottom, anti-slip coating
- With all-around frost-proof insulation and heating
- Lashing system via aluminium support beam, incl. eight lashing eyes

Interior

- linea moderna world of style: Golden Wattle furniture finish with overhead cabinet fronts in two-tone look with high-gloss ivory

Living area

- Inside of walls and roof with microfibre, climate-regulating wall lining
- L-shaped lounge seating area with side bench seat
- Wall cladding behind side seat in leather look
- Heki III panoramic skylight above lounge seating area with LED spotlights
- 360° living area table, rotatable using a foot pedal and movable in two directions
- Swivel-out shoe cabinet with holding system in base of seat bench
- Seat padding with multilayer premium foam core and back support function
- 'Durafix' double connecting technology: furniture parts screwed together and mortised
- Hatches with soft closing mechanism
- Removable decorative curtain, Roman blind system can be adjusted and fixed vertically

Kitchen

- Convenient corner kitchen with raised kitchen worktop as visual room divider and additional work surface
- Kitchen worktop surface in 'Savannah' finish with Corian drip edge
- Worktop lit from underneath with LED light strip
- 'Easy glide' kitchen drawers with roller slides and soft-close mechanism
- Separate waste bins in separate hygiene area
- Separate cutlery drawer with organiser, bottle holder
- 3-ring hob with divided glass cover for additional storage space with robust cast iron pan support and easy-clean glass base
- Round stainless steel sink embedded in work surface with multifunctional sink cover incl. wall holder for increasing size of work surface
- Designer water tap in metal with pull-out spray head
- Kitchen rear wall in cream decorative glass
- Large fridge with door opening on both sides, separate freezer compartment, automatic energy source selection 12 V / 230 V / gas operation
- Slide-out storage cabinet
- Electric roof light fan above kitchen area

Bathroom & dressing room

Dressing room & room partitioning

- Dressing room with lockable partition door to living area
- Solid wood sliding door in front of sleeping area (4.9 LE model)
- Pull-out TV wall and room divider in front of sleeping area (5.0 QB model)

Luxury bathroom with separate shower room

- 'One level' shower access
- Towel rail above round shower
- Waterproof shower insert in same design as living area floor
- Shower head height-adjustable on chrome rail
- Roof light in shower room
- Mini-Heki skylight in bathroom
- Wash stand base unit with toilet roll holder, mirrored storage cabinet
- Luxury bathroom door with 3-way function (bathroom double door for toilet and room partitioning from living area)

Sleeping

Fixed beds in rear

- Carawinx medically endorsed point elastic sleeping system, heated and ventilated
- 7-zone, high-quality cold foam mattress
- Mini-Heki skylight
- Raisable head section

Lengthways single beds

- Pull-out comfort access steps with additional storage compartment, incl. sleeping area extension
- Designer shelves in overhead storage cabinet area in sleeping area
- Wardrobes beneath beds, lowered into the double floor, with lift function and divided mattress
- All-around overhead storage cabinets

On-board technology

Water

- Fresh water and waste water tank in heated double floor, cleaning opening via living area floor hatch or scooter garage (depending on model)
- Central water drain in central double floor
- Low-maintenance pressurised water pump system
- Waste water hose set for easy disposal

Gas

- External gas bottle compartment in low position
- Holds 2 x 11 kg gas bottles
- Gas isolation taps in kitchen area

Electrical system

- Electrical centre in scooter garage incl. charger, fuses, fuse protection, 16 A automatic charger with automatic shut-off in the event of low voltage
- Heated battery centre in double floor, with 2 x 80 Ah gel batteries, access via double floor storage compartment on passenger's side, with main power switch
- Truma CP+ digital control panel for hot air heating, behind technical panel above main cabin door
- 230 V socket in entrance area, kitchen, bathroom, scooter garage
- 12 V socket in driver's cab
- USB socket in driver's cab (2 x)

Innovative lighting concept

- Lighting system with numerous LED spotlights in driver's cab, living area and dressing room with stepless dimming
- Ceiling canopy with additional LED spotlights and indirect LED lighting
- LED mood light with background lighting in the entrance area

Heating technology

- Hot air outlets in living area, double floor, scooter garage and main cabin door entrance
- Underfloor heating effect due to heated climate storage double floor



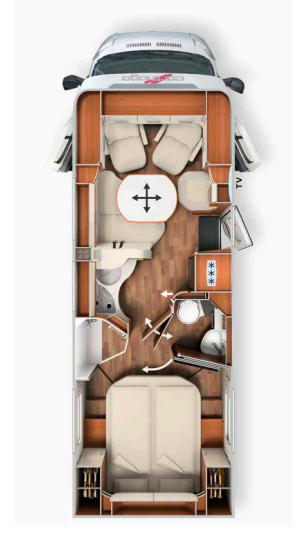
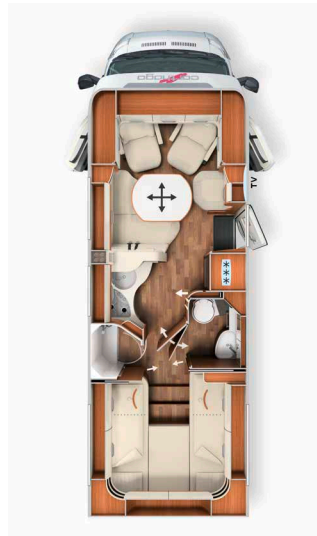
Fiat models: 180 HP engine incl. 8-speed automatic torque converter as standard



Please carefully read the legal notes concerning weight-related information on pages 3-6 before concluding the contract!



Alternatively, you can scan the QR code, and you will also receive all of the important information on the subject of weight!



	T 4.9 LE		T 5.0 QB
Base vehicle	Fiat Ducato	Mercedes-Benz Sprinter	Fiat Ducato
Transmission	8G automatic torque converter	6-speed manual transmission	8G automatic torque converter
Standard chassis	AL-KO low frame 40 heavy	AL-KO low frame 415 CDI	AL-KO low frame 40 heavy
Base engine	Diesel 2.2 l (180 HP / 132 kW)	Diesel 2.0 l (150 HP / 110 kW)	Diesel 2.2 l (180 HP / 132 kW)
Length/width/height (mm) ^{1) 2) 3)}	7,340 / 2,270 / 2,920	7,500 / 2,270 / 2,950	7,430 / 2,270 / 2,920
Wheel base (mm)	4,143	4,243	4,143
Double floor height / Double floor storage compartment (mm)	220 / 460		220 / 460
Headroom in living area (mm)	1,980		1,980
Rear garage interior height (mm)	1,200		1,120 / 1,240**
Door width / height rear garage at passenger side (mm)	1,050 x 1,140		1,050 x 1,100
Door width / height, rear garage at passenger side (mm)	1,050 x 1,140		1,050 x 1,100
Technically permissible gross vehicle weight (kg) ⁹⁾	4,250 / 4,500*		4,250 / 4,500*
Weight in running order (kg) ⁶⁾	3,375 (3,206 - 3,544)		3,365 (3,197 - 3,533)
Weight of additional equipment in series production specified by the manufacturer (kg) ⁷⁾	498		507
Max. towed load (kg) ¹⁰⁾	1,800		1,800
Max. number of seats with 3-point safety belt while driving (standard) ⁵⁾	4		4
Sleeping berths (standard / optional)	2 / 3		2 / 3
Rear bed dimensions (mm)	2,000 / 1,900 x 850		1,950 x 1,450
Seating area bed conversion dimensions (mm)**	1,920 x 1,125 / 670		1,920 x 1,125 / 670
Fridge volume / of which freezer compartment (l)	153 / 29		153 / 29
Heating system	Truma Combi 6		Truma Combi 6
Fresh water volume (l) ⁵²⁾	170		170
Fresh water tank volume with filling in running order (l)	20		20
Waste water volume (l)	140		140
Battery capacity (Ah)	2 x 80		2 x 80
230 V / 12 V / USB sockets	4 / 1 / 2		4 / 1 / 2
Article no.	131270	131470	131280

* Optional with max. payload

** Optional Pedelec scooter garage

*** In conjunction with special equipment

²⁾ Total vehicle width is the measurement from exterior wall to exterior wall (wheel arches on the side, approx.: + 70 mm).

Article no.		216071	216076
Super package	Weight	Fiat	Mercedes-Benz
	kg	EUR	EUR
Chassis options			
Tempmatik semi-automatic air conditioning system ³³⁾		-	3.091
Skid plate black		92	-
Fog lights with cornering lights		254	-
Headlight frame in black		61	-
Cruise control		Standard	549
Charge booster ⁴⁷⁾		214	214
92-litre fuel tank		-	488
Front axle with increased load bearing capacity		-	498
Leather steering wheel with multifunctional buttons option (incl. leather gear stick for manual transmission)		-	458
Instrument cluster with colour display		-	580
Rain sensor		-	234
Electric handbrake		-	580
Heat-insulating glass with band filter on windscreen		-	346
Driver's cab comfort seats with tilt and height adjustment (front/rear)		590	590
Driver's cab blackout system, pleated blind for side windows and windscreen		752	752
Wind-down rear steadies to prevent swaying when stationary		447	447
MBUX 10.2" multimedia system incl. sat nav and DAB+		-	4.565
Traffic sign assist		-	437
Main cabin options			
XL habitation door 'premium two 2.0' (width 63 cm) with double locking, window and anti-insect blind		539	539
Central locking for driver's cab doors and main cabin door with 'coming home' function ¹⁷⁾		590	590
Scooter garage upgrade with needle felt, luggage nets		356	356
SOG toilet ventilation via roof flue		376	376
Truma DuoControl CS ⁷³⁾		447	447
Designer bar cabinet with glass holder and glass set above kitchen		437	437
USB socket in overhead storage cabinet above rear bed		112	112
Pre-wiring for solar system		244	244
Pre-wiring for satellite system		244	244
Pre-wiring for reversing camera (single lens)		244	244
Pioneer 6.8" radio / moniceiver incl. DAB+, pre-wiring for radio, roof antenna, speakers (4x) ^{80) 88)}		1.118	
Reversing camera system with single lens ¹⁰⁰⁾		1.169	1.169
Total price of individual options		8.287	18.587
Package price		6.701	15.303
Your savings		1.586	3.284
Package weight in kg		58.5	100.5
SURCHARGE Pioneer 9" multimedia system incl. sat nav, motorhome route guidance, DAB+ ¹⁹⁾	1	925	-
SURCHARGE Fiat 10.1" multimedia system incl. sat nav, motorhome route guidance and DAB+*	1	1.474	-
SURCHARGE Reversing camera with double lens and shutter instead of single lens ^{97) 100)}	1	702	-

* Only in conjunction with Chassis Plus package for Fiat

Article no.		216286	
Chassis Plus package for Fiat	Weight		
	kg	EUR	
Leather steering wheel and gear knob		315	
Dashboard finish: ventilation grille in chrome		244	
Fiat 16-inch alloy wheels for f40 heavy chassis / f35 in conjunction with 8-speed automatic torque converter		966	
Multi-functional steering wheel (radio remote control via control buttons)		315	
Driver's cab automatic air conditioning ³³⁾		549	
Inductive mobile phone charging tray		346	
Digital instrument cluster with colour display in dashboard ¹⁰⁴⁾		366	
Total price of individual options		3.101	
Package price		-7	2.949
Your savings			153

Article no. 216270

Chassis Plus package for Mercedes	Weight	
	kg	EUR
9-speed TRONIC automatic transmission incl. hold function		3.549
Engine variant 170 HP / 125 kW, Euro VI E (only in conjunction with automatic transmission) ⁹⁹⁾		3.040
16-inch alloy wheels (black) with all-weather tyres ³²⁾		1.525
THERMOTRONIC fully automatic air conditioning system ³³⁾		681
Total price of individual options		8.795
Package price	13	8.399
Your savings		397

Article no. 212325

Mercedes-Benz Driver's Assistance package* ⁵⁰⁾	Weight	
	kg	EUR
DISTRONIC active distance assist		✓
Active lane departure warning system		✓
High beam assist		✓
Tyre pressure control system		✓
Package price	0	1312

* Only in conjunction with Chassis Plus package. Active brake assistant and active driver drowsiness detection included as standard

Article no. 210730

Kitchen / Coffee package	Weight	
	kg	EUR
Inverter for 12 V to 230 V, 1,800 Watts, mains priority circuit		1.983
Capsule coffee machine with connecting kit incl. pull-out system		417
Total price of individual options		2.400
Package price	10	2.054
Your savings		346

Article no. 210401

Living Area TV package	Weight	
	kg	EUR
TV pull-out system in side bench seat ³⁶⁾		722
24" Smart LED TV ³⁹⁾		1.485
Total price of individual options		2.206
Package price	11,5	1.434
Your savings		773
SURCHARGE Teleco Flatsat Classic 85 satellite system with CI Slot ^{12) 23)}		3.020

Article no. 210580 210584

Sleeping Area TV package	Model:	Model:
	4.9 LE	5.0 QB
	EUR	EUR
TV cabinet in sleeping area with special TV pull-out system ³⁶⁾	935	-
24" Smart LED TV in sleeping area ^{23) 39)}	1.485	-
Pre-wiring for TV connection incl. cable set in canopy and cover panel ³⁶⁾	-	295
24" Smart LED TV in sleeping area incl. TV bracket, contact switch ^{23) 39) 86)}	-	1.983
Total price of individual options	2.420	2.278
Package price	1.668	1.576
Your savings	752	702
Package weight in kg	12,5	6,5
SURCHARGE Teleco Flatsat Easy Skew Smart 90 satellite system / twin LNB for second TV ^{12) 23)}	3.203	3.203

Article no.		€ inkl. 21% DPH	kg	T 4.9 LE	T 5.0 QB
Fiat Ducato chassis					
310071	180 HP / 132 kW engine, Euro VIe, f40 heavy, 8-speed automatic torque converter	Standard	-	X	X
311810	Reinforced front axle springs for optimal ride comfort ⁵⁷⁾	630	-	○	○
311815	AL-KO 'ACS' High Performance front axle spring strut ⁵⁷⁾	1.515	-	○	○
310467	Weight increase from 4,250 kg to 4,500 kg	346	-	○	○
330840	AL-KO Air Premium X2, full pneumatic suspension at rear axle ¹³⁾	4.871	45	○	○
330880	AL-KO Air Premium X4, full pneumatic suspension at rear/front axle ^{13) 20)}	13.208	50	○	○
331615	Fiat full LED front headlights ⁴⁴⁾	1.373	-	○	○
331614	Fog lights with cornering lights	254	2	●	●
210338	Fiat 10.1" multimedia system incl. sat nav, motorhome route guidance and DAB+ ⁵¹⁾	1.474	1	○	○
Mercedes-Benz Sprinter chassis					
310467	Weight increase from 4,200 kg to 4,500 kg	346	-	○	-
330841	AL-KO Air Premium X2, full pneumatic suspension at rear axle including PSM module ^{8) 13)}	7.514	45	○	-
331612	LED high-performance headlights	2.593	2	○	-
331613	Fog lights with cornering lights	407	-	○	-
410282	Driver's cab exterior colour: Obsidian Black metallic	1.627	-	○	-
Other Fiat / Mercedes-Benz chassis options					
331341	AL-KO HY4 hydraulic supporting jack system at front and rear ⁴⁸⁾	8.419	70	○	○
311400	Removable tow bar	1.932	38	○	○
311430	Removable tow bar in conjunction with Pedelec scooter garage	2.328	41	-	○
Main cabin exterior					
410123	Central locking for exterior hatches and scooter garage hatches	732	5	○	○
410160	Additional security lock for main cabin door	376	1	○	○
410560	Roof awning aluminium cassette, grey canvas, length: 4.5 m	1.901	42.5	○	○
410690	LED light strip on roof awning	356	5	○	○
410114	Patented Pedelec scooter garage, loading height of up to 124 cm ^{42) 66)}	600	11	-	○
410925	Push-in and transport system for 2 Pedelecs / E-bikes ⁷¹⁾	742	28.5	-	○
410760T	'Skyview' skylight with designer headliner above driver's cab ⁶⁰⁾	1.403	18	○	○
Electrical system					
510054	Lithium-ion battery 150 Ah incl. battery computer and separate touch display ⁵⁵⁾	2.237	-34	○	○
510055	2nd 150 Ah lithium-ion battery, total 300 Ah, incl. battery computer ⁵⁵⁾	2.451	16	○	○
510081	Solar system: 2 x 110 Watt ¹²⁾	2.023	16,5	○	○
510180	Inverter for 12 V to 230 V, 1,800 Watts with mains priority circuit	1.983	8	●	●
510255	Socket package with additional sockets (3 x 230 V, 2 x USB) ⁴⁵⁾	498	2.5	○	○
510201	Carthago Security alarm system ³⁵⁾	1.444	3	○	○
Gas Water Miscellaneous					
610021	Gas filter for Truma DuoControl CS (recommended) ⁹⁵⁾	224	0.5	○	○
610120	Exterior gas connection behind double floor exterior storage compartment on passenger's side	275	5	○	○
610140	Hot / cold exterior shower in scooter garage on passenger's side	356	2.5	○	○
610220	Thetford C 260 toilet with ceramic insert and 3-stage filling level display	234	5	○	○
610500	Aluminium chequered floor for scooter garage ⁶⁶⁾	183	11	○	○
Kitchen Appliances					
550081	Tec-Tower fridge combination 153 l with separate gas oven ⁷⁵⁾	895	16.5	○	○
550067	Gas oven with grill function in kitchen base unit ³⁷⁾	1.078	8.5	○	○
550286	Capsule coffee machine with connecting kit incl. pull-out system	417	2	●	●

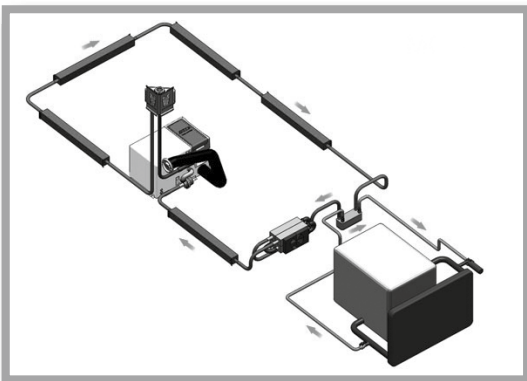
Article no.		€ inkl. 21% DPH	kg	T 4.9 LE	T 5.0 QB
Heating Air conditioning					
650040	Truma Combi 6E (additional electric heating element 2 x 900 Watt / 230 V) ⁶³⁾	752	1	○	○
650230	Alde warm water heater, 230 V / gas operation with booster in driver's cab ⁶³⁾	3.457	56	○	○
650240	Alde heat exchanger (uses engine heat)	1.200	9.5	○	○
650260	Truma Aventa Comfort roof-mounted air conditioning system ^{12) 14)}	2.756	31	○	○
Multimedia					
710029	Pioneer 9" multimedia system incl. navigation, motorhome route guidance, DAB+ (Fiat Ducato) ¹⁹⁾	1.586	3	○	○
710220	Reversing camera system with double lens and shutter on rear panel ¹⁰⁰⁾	1.871	1	○	○
710502	TV pull-out system in side bench seat ³⁶⁾	722	7	●	●
710547	24" Smart LED TV for TV pull-out system ³⁹⁾	1.485	5	●	●
910460	Additional TV connection in sleeping area ^{25) 36)}	346	1.5	●	-
710481	TV cabinet in sleeping area with TV pull-out system and connection set ³⁶⁾	935	8.5	●	-
710477	Pre-wiring for TV connection in sleeping area incl. cable set and cover panel	296	1	-	●
710472	24" Smart LED TV for TV cabinet in sleeping area ^{23) 25) 39) 87)}	1.485	4	●	-
710478	24" Smart LED TV in sleeping area incl. TV bracket, contact switch ^{23) 39) 86)}	1.983	5.5	-	●
Satellite systems					
750041	Teleo Flatsat Classic 85 satellite system with CI slot ^{12) 23)}	3.508	15	○	○
750046	Teleo Flatsat Easy Skew Smart 90 / Twin LNB for second TV ^{12) 23)}	3.874	16.5	○	○
Interior					
810026	linea progressiva world of style ⁷⁸⁾	885	-	○	○
810100	Carpet for living area	376	7.5	○	○
810120	Carpet for driver's cab area	193	2	○	○
810580	Lounge seating area can be converted into a sleeping area ⁶⁹⁾	600	7.5	○	○
810684	Lounge seating area with shortened L-side for wider passageway	325	-	○	○
Living area materials					
850600	Barcelona/Antara fabric combination	Standard	-	X	X
850610	Venezia/Antara fabric combination	Standard	-	X	X
850640	Davos/textile leather fabric combination	427	1	○	○
850710	Ivory part leather/leather fabric combination	1.515	2	○	○
850720	Macchiato part leather/leather fabric combination	1.515	2	○	○
850690	Ivory leather	3.742	3	○	○
850730	Sand leather	3.742	3	○	○
850740	Macchiato leather	3.742	3	○	○
850501	World of sleeping & décor set: decorative cushions, bed throw, fitted sheet set ²⁶⁾	417	3.5	○	○

Hints and additional equipment information



Truma DuoControl CS with crash sensor, automatic changeover and de-icing function

The Truma DuoControl CS is a safety gas pressure regulator with a crash sensor for two gas bottles. If the operating bottle is empty, the system automatically switches to the reserve bottle. Thanks to the integrated crash sensor, the DuoControl CS is optimal for safe operation of gas-powered devices while driving. In the event of an accident, the crash sensor even reacts at slow collision speeds of 15 to 20 km/h, for example. The gas supply is interrupted immediately before any damage to the lines and devices can occur. This allows you to always arrive relaxed, feel at ease, and rest assured that you and your fellow travellers are in safe hands.



Alde heat exchanger

The cooling system of the vehicle engine can be used to heat the living area with the heat exchanger in conjunction with the optional Alde central heating system. In order to do this, all you need to do is set the required room temperature on the room thermostat and start the circulation pump of the heating system.

The heating can also operate in the reverse direction using the base vehicle's circulation pump. In this case, the main cabin heating acts as engine pre-heating, whereby the central heating system heats the cooling system of the vehicle engine.



Patented Pedelec scooter garage with loading height extension up to 124 cm in conjunction with push-in and transport system

Two advantages in one with Carthago queen-size bed models:

1. large Pedelec scooter garage with low, conveniently accessible queen-size bed in rear
2. loading height extension

The solution: because the bottom edge of the bed can be swivelled upwards and there is a recess in the floor, bikes with a handlebar height of 124 cm can be transported. The push-in and transport system makes loading child's play. With the additional cover panel, the Pedelec scooter garage can also be used as a level garage floor.

Hints and additional equipment information



Dometic Waeco – reversing camera with double lens and shutter on the rear panel

A compact colour double camera with CMOS image sensor provides an optimum view and reverse view whilst driving, and has a series of practical characteristics for everyday in the premium class motorhome. Includes 140° diagonal viewing angle for reversing camera and a viewing angle of 46° for the long-distance viewing camera, for example. This model also has a motorised protection flap, an extended temperature range of -30 °C to 70 °C and a separate LED window (no dazzling at night-time). The display of distance markers (3 lines) on the monitor and the microphone integrated in the camera also help when reversing.



Carthago Security alarm system with ultrasonic sensors and gas warner

The Carthago Security alarm system provides optimum protection against uninvited guests and burglars while on holiday: it boasts interior monitoring using ultrasonic sensors and a switch for activation and deactivation. The scooter garage hatches (at the driver and passenger sides), the driver's door, the habitation door and the storage compartment hatches (at the driver and passenger side) are monitored using reed contacts. The bonnet is monitored via a door contact switch. The siren, which can be triggered using a hand-held transmitter in the event of an alarm or a panic alarm, is protected by an emergency power supply. Propane, butane and anaesthetic gas are also reliably detected using a gas and auxiliary sensor. Other functions are the triggering of the vehicle's own central locking and a 1-way immobiliser. The alarm system is activated and deactivated using the remote control.

- The price information shown includes the legally applicable rate of VAT of 21 % and excludes shipping and transport costs
- Some special features cannot be installed in all layouts. Your Carthago dealer will be pleased to inform you about installation and technical details regarding the model you choose
- Some vehicles are shown with special features which are available at extra cost
- This information is subject to price, design and equipment modifications and also errors. The details relating to scope of supply, appearance and performance comply with the status at the time of printing
- If our suppliers change product designations during the season, we reserve the right to deliver a part type of equivalent value
- The current rate of VAT at the time of delivery shall be valid. All prices are non-binding recommended prices ex works. In the case of price adjustments by sub-contractors or base vehicle manufacturers, the prices will be modified accordingly
- Mattress sizes can differ from the specified bed dimensions
- Prices for optional extras apply to ex works installation (not retrofitting). These extras must be ordered in good time before the vehicle goes into production! Information about this can be obtained from your Carthago dealer directly
- The installation of optional extras can result in loss of storage space
- The option of mounting solar energy and satellite systems depends on the occupation of the roof area
- Any change of the condition of your vehicle as it left the factory can negatively affect driving quality and road worthiness
- Any structural alteration to the vehicle renders liability claims void. The same applies if the customer makes changes to the paintwork / colour of body components
- Deviations from the textures and colours in the illustrations are permitted in as far as they are due to the nature of the materials used and/or are usual in the trade. The same applies to technical changes to the vehicle as long as the overall product quality remains the same or is improved, and the intended use is not affected
- It is possible that inferior-quality clothing can leave marks on the seat covers. This means that the seat covers are discoloured or the dye from the fabrics rubs off. We do not accept any liability for this kind of discolouration
- We recommend always using Carthago extras and having them installed in our factory. We do not accept any liability for damage caused by products not approved by Carthago or by non-permitted alterations. This applies in particular to the installation of parts by workshops not authorised by Carthago. For this reason, please always have all repairs and retrofits carried out by authorised Carthago dealers, and insist on original Carthago accessories
- The water supply system complies with the state of the art in accordance with DIN 2001-2

Footnotes

Additional legal and technical information concerning vehicle weights / weight tolerance in running order

- 5) The specification of the maximum permissible number of seats refers to the respective vehicle weight in the series production condition without additional equipment, and specifies the maximum possible number of persons who can be seated while driving. The number of seats also depends on the weight and the axle load. It can therefore be reduced if additional equipment (equipment packages, special equipment) is installed, or it may only be achieved if the vehicle load is increased. With additional approved seats (c-tourer only in conjunction with increased load option) the minimum payload per person increases by 85 kg, and the maximum weight for additional equipment reduces at the same time. Detailed information can be found on page 4, no. 3. With the optional 5th seat, the double floor through-loading space is slightly restricted and the upholstery is not covered in the same fabric as the living area (not the liner-for-two model range).
- 6) In accordance with EU Implementing Regulation No. 1230/2012, the weight when in a running order corresponds to the (unladen) weight of the vehicle with factory-installed standard equipment (including lubricants, tools, tyre repair kit) plus driver (75 kg), 90% full fuel tank, fresh water tank when driving (20 l / from e-line series 50 l), 100% full aluminium gas bottle. The weight specified by the manufacturer for additional equipment is basically dependent on the weight in running order, and is reduced by installing additional equipment (equipment packages, special equipment). Please note that the actual weight which is specified in the Certificate of Conformity (CoC) is also a standard value. Since the weight in running order - as part of the actual weight - has a legally permissible tolerance of $\pm 5\%$, the actual weight can deviate from the specified nominal value accordingly. Detailed information can be found on page 3, no. 2.
- 7) The maximum weight for additional equipment specified by the manufacturer must not be exceeded during the selection and configuration of your vehicle. The maximum weight for additional equipment specified by the manufacturer is intended to ensure that the legally prescribed minimum payload is also actually available for the vehicle payload after delivery of a vehicle by the manufacturer. This means that only a certain amount of additional equipment can be ordered and installed in the factory, in order to leave a sufficient weight allowance available for luggage and other accessories (the so-called payload) without exceeding the technically permissible gross weight. Detailed information can be found on page 5, no. 5.
- 9) The technically maximum permissible gross weight describes the floor plan-related permissible weight specified by the manufacturer that your motorhome may weigh when loaded (e.g. 3,500 kg, 4,500 kg). The technically permissible gross weight of the vehicle (e.g. 3,500 kg) must not be exceeded under any circumstances while driving. Detailed information can be found on page 3, no. 1
- 10) The maximum trailer load depends on the total towing weight of the vehicle. The towing capacity reduces to 1,800 kg with the Fiat Ducato f40 heavy. As a rule, the towing capacity depends on the total towing weight: Fiat Ducato AL-KO 6,000 kg, Mercedes-Benz Sprinter AL-KO 5,880 kg, Fiat Ducato f40 heavy option / Mercedes-Benz Sprinter heavy including 16-inch steel wheels.
- 73) Truma DuoControl CS with crash sensor, automatic changeover and de-icing function option. In the basic configuration when calculating the weight in a road-running order, only one 100% full aluminium gas bottle at 16.5 kg is taken into consideration. The 'DuoControl CS with crash sensor' (automatic switchover and de-icing function), which is available as an option or in the equipment package, can in principle also be operated with one connected gas bottle. When connecting and using a second gas bottle, the remaining load capacity of your vehicle will be reduced by 16.5 kg if an aluminium gas bottle is used. Steel gas bottles are around 5 kg heavier.

Footnotes

General

- 1) Total vehicle length is the measurement between the front skirt and the rear end.
- 2) Total vehicle width is the measurement from exterior wall to exterior wall (wheel arches on the side, for Fiat Ducato / Mercedes-Benz Sprinter approx.: + 70 mm; for Iveco Daily approx.: + 110 mm).
- 3) Height changes depending on installation of certain optional accessories.
- 4) The vehicle height with the Fiat chassis light/heavy/double axle can differ by 50 mm.
- 5) The PSM (Parametrisable Special Module) is an interface between the vehicle and the habitation electronics, and is needed to control the pneumatic suspension.
- 6) Child seats with restraint systems must not be installed on the passenger seat.
- 7) Mounting capability depends on the roof area occupancy. The height of the main cabin changes by 130 mm with the optional satellite system and roof-mounted air-conditioning system.
- 8) Full pneumatic suspension at rear axle with raise / lower function. Lowering the pneumatic suspension on the rear axle can cause damage to the vehicle body if the rear supports are extended at the same time.
- 9) The standard roof-mounted fan in the kitchen area is omitted from the chic c-line model range if the roof-mounted air conditioning option is selected.
- 10) The foot pedal for adjusting the table is omitted in the option with the lounge seating area with a lowerable table top which can be converted into a sleeping berth. The table adjustment lever is beneath the table top in this model.
- 11) Central locking can be operated via the radio transmitter in the ignition key. 'coming home' function: activation of the awning light/driver's cab door lighting via the remote control in the main key, with automatic switch-off delay.
- 12) Pioneer media centre with touchscreen in driver's cab, Wireless Apple CarPlay / Android Auto, Bluetooth, USB interface for connecting portable devices (Low-profile: monitor function for optional reversing camera). Not possible in conjunction with Mercedes-Benz chassis.
- 13) Full pneumatic suspension with automatic levelling. The overall height of the vehicle increases by 30 mm.
- 14) Roof surfaces finished in white GRP to prevent adverse thermal effects. The surface of the GRP is not of the same quality as a painted exterior panel. Slight colour differences possible in the paintwork between the driver's cab and main cabin.
- 15) Omission of Mini-Heki skylight in kitchen area.
- 16) If a satellite system and an additional LED flatscreen TV in the rear area are chosen, only the satellite system with TWIN (for two TV devices) can be ordered.
- 17) Additional TV connection option not possible in conjunction with option 710472 24" LED flatscreen TV, since this is already included.
- 18) Carthago world of sleeping & décor set consisting of one or three decorative cushions (model-dependent), a jacquard bed throw with woven Carthago logo and a fitted sheet set to match the respective model.
- 19) The rear axle load increases to 2,500 kg if 16 inch alloy wheels are selected.
- 20) In the event of unfavourable conditions, manual readjustment of the air conditioning system may be necessary.
- 21) Option Carthago Security alarm system, including ultrasonic sensors in living area, door and scooter garage contact switch, panic alarm function, indicator activation and gas sensor for anaesthetic, propane and butane gas. The legal recognition of the alarm system by insurance companies is regulated differently depending on the country and cannot be guaranteed by the manufacturer.
- 22) Incl. connection set: coaxial cable, antenna socket, 12 V socket.
- 23) No drawers in the kitchen base cabinet (quantity depends on the model). Dimensions of oven in kitchen block (in mm): models: 138 DB, 141 KB-LE, 143 KB-LE, T 148 KB-LE H: height 307 x width 527 x depth 409, models: 142 DB, 145 DB H, 148 KB-LE, 149 RB-LE, 150 RB-QB, chic c-line: height 445 x width 445 x depth 490.
- 24) The Midi-Heki above the seating area is omitted if the electric central drop-down bed option is selected. Headroom beneath central drop-down bed: 1.84 m.
- 25) Smart TV with DVB-T2 receiver (incl. USB, HDMI, full HD).
- 26) With the Pedelec scooter garage option, the fresh water volume in the chic c-line vehicles changes to 160 l, reducing the scooter garage load capacity by 100 kg. Not possible in conjunction with aluminium chequered floor for scooter garage.
- 27) LED daytime driving lights option not possible in conjunction with Fiat full LED headlights, since this is already included.
- 28) Position: lounge seating area (230 V, USB), sleeping area rear overhead cabinet (230 V, USB), scooter garage (230 V).
- 29) The standard double floor exterior storage compartment behind the main cabin door is omitted if this option is selected.
- 30) The charge booster is incorporated between the alternator and the starter and also the habitation battery, and ensures that the alternator generates power during travel until the batteries are charged.
- 31) With HY 4 hydraulic support jack system, the mechanical support jacks are omitted. Hydraulic support jack system option with automatic levelling.
- 32) When selecting a driver's assistance package, there is a cut-out for the camera casing in the camera position area (top centre) with the driver's cab blackout system. Adaptive cruise control starts to work at speeds above 30 km/h.
- 33) Multimedia system (Mercedes-Benz: MBUX 10.2" display; Fiat: 10.1" display), Bluetooth connectivity with audio streaming and hands-free function, smartphone integration via Android Auto or Apple CarPlay, USB interface for connecting portable devices. Mercedes-Benz: vehicle weights and vehicle dimensions cannot be stored separately in the navigation system.
- 34) The specified fresh water volume already includes the volume of the boiler.
- 35) The supplied roof antenna in the Mercedes-Benz variant also contains a GPS function.
- 36) The optional lithium-ion batteries replace the standard gel battery/batteries. The battery status display can be accessed via a free app and touch display with 18 A automatic charger.
- 37) Reinforced front axle spring for optimised ride comfort not possible in conjunction with AL-KO 'ACS' High Performance front axle spring strut
- 38) 'Skyview' skylight option incl. indirect LED lighting not possible in conjunction with central drop-down bed above lounge seating area.
- 39) Truma Combi 6E option not possible in conjunction with Alde warm water heating option.
- 40) Designer bar cabinet with holder for two Carthago wine glasses and two Carthago long drink glasses.
- 41) The collision braking system automatically triggers braking in the event of a collision in order to prevent or lessen the effects of a possible secondary collision.
- 42) Aluminium chequered floor option not possible in conjunction with Pedelec scooter garage option.
- 43) 4-cylinder engine with 2.2 litre engine, 140 HP: 350 / 380 Nm, engine 180 HP: 380 / 450 Nm.
- 44) 8G automatic torque converter transmission with Fiat Ducato f35 only possible in conjunction with 16 inch steel wheels or 16 inch alloy wheels option. In Fiat Ducato f35 in conjunction with 160 HP and 180 HP engine version, the excess weight of the automatic transmission is just 35 kg.
- 45) The foot pedal for adjusting the table is omitted in the option with the lounge seating area with a lowerable table top which can be converted into a sleeping berth. The table adjustment lever is beneath the table top in this model.
- 46) Push-in and transport system option for 2 Pedelecs/E-bikes only in conjunction with Pedelec scooter garage.
- 47) Tec-Tower fridge combination 153 l option, with door opening at both sides, separate freezer compartment and gas oven. Not possible in conjunction with gas oven in kitchen base unit option.
- 48) Noble Cherry furniture finish with overhead cabinet fronts in two-tone look with high-gloss ivory.
- 49) linea progressiva world of style: Golden Acacia furniture finish in two-tone look with overhead cabinet fronts in high-gloss ivory, overhead cabinet underside in matt pearl white.
- 50) Radio/moniceiver option with touchscreen in driver's cab, Bluetooth and USB interface for connecting portable devices. (Low-profile: monitor function for optional reversing camera).
- 51) 24" LED flatscreen TV incl. TV bracket, speakers and integrated contact switch wirelessly integrated in television wall for sleeping area (only in conjunction with connecting kit).
- 52) 24" LED flatscreen TV in rear, integrated in the furniture unit (only in sleeping area TV package).
- 53) Speakers in driver's cab (2x) and lounge seating area (2x, liner-for-two: 4 x), DVB-T2 reception.
- 54) If the package is selected, in order to reduce the weight of the vehicle, individual constituents of the series production configuration or the Basic Plus package are replaced (fuel tank 60 l / 65 l) or removed (SOG toilet ventilation, waste water hose set, solar system wiring). The replacement or removal of individual options has been taken into consideration and offset in the package price.
- 55) It is recommended to order the gas filter in conjunction with the Truma DuoControl CS option, since the manufacturer of the Truma DuoControl invalidates the warranty if the gas pressure regulator and valves become defective or damaged because of oil or other foreign materials in the liquid gas.
- 56) Not in conjunction with MBUX 10.2" option.
- 57) 4-cylinder engine with 2.0 l, max. 400 Nm.
- 58) The reversing camera system in conjunction with the Fiat 10.1" multimedia system MBUX 10.2" is digital instead of analogue and is only available in a single-lens version.
- 59) Kitchen / coffee package or voltage converter option with c-compactline / c-tourer only possible in conjunction with an additional battery (gel / lithium).
- 60) Digital instrument cluster with colour display for optimal pairing with the Fiat 10.1" multimedia system for display of 3D navigation maps and driver's assistance systems.
- 61) The prices are recommended retail prices. Because of the cost and price developments on the procurement markets, which are extremely volatile and can therefore not be calculated over the long term, we reserve the right to both adjust our prices for our dealers during the year, and adjust our recommended retail prices accordingly. Of course, we endeavour to offer reasonable prices to the market at all times. You are advised to consult your dealer about the price that applies at the point in time when the contract is concluded.
- 62) Battery status display can be accessed via a free app with 18 A automatic charger. Cannot be combined with another lithium-ion battery.
- 63) SOG toilet ventilation via roof flue. For 145 RB-LE, 147 RB-LE, 148 RB-QB, SOG layouts, toilet ventilation via floor vent.
- 64) Not possible in conjunction with nuovo world of style.
- 65) Alde warm water heating option and Alde heat exchanger for 145 RB-LE layout available from April 2025



Here is more information about the various tyre designations

A series of horizontal dotted lines for writing notes, organized into two columns.



About the information in this price list: when this price list is published, all previous price lists become invalid. Changes may occur during the model year after the editorial deadline for this printed document in July 2024. The manufacturer reserves the right to make structural and design changes that become necessary, provided that they are in the interest of technical progress and are reasonable for the customer, plus changes to equipment, differences in colour combinations or individual colour shades, material quality differences and changes to the scope of delivery on the part of the manufacturer. This also applies to colour differences on basic vehicles, insofar as they are a result of changes made by the basic vehicle manufacturer. Please consult your dealer for detailed advice concerning the status of the current product or series.

The information about the scope of delivery, appearance, performance, dimensions and weights of the vehicles (differences within the scope of the factory tolerances ($\pm 5\%$ max.) are possible and permissible) corresponds to the state of knowledge at the time of going to print. Please be aware that some of the vehicles are depicted with special equipment for which an additional charge applies. In some cases they are shown with equipment features that do not correspond to the series production version and can also not be ordered as special equipment.

Prior written consent from Carthago Reisemobilbau GmbH is required for the reprinting of this publication or extracts thereof. The information in this publication is compliant with the German StVO and StVZO (road traffic and road traffic licensing regulations). Mistakes, printing errors and translation errors excepted. All information is based on the characteristics of the German market.

Printed in Germany.

© Carthago Reisemobilbau GmbH, 88326 Aulendorf,
Tel. +49 7525 9200-0