

A-Class 25

c-compactline | C1-tourer | C2-tourer | chic c-line | chic e-line | chic s-plus | liner-for-two























PRICE LIST 25.1 DE-EN

Valid from 1 August 2024

carthago®
Das Reisemobil.

Table of contents

		Weight notes	3-6
		Biggest chassis selection in the premium class	7
 		FIAT AL-KO	c-compactline 8-13 The most compact motorhome in the Carthago p premium class. Suitable for cities thanks to the narrow exterior width and the compact vehicle lengths
		FIAT AL-KO  Mercedes-Benz AL-KO	c-tourer lightweight 14-29 The C1-tourer lightweight 3.5 t models boast intelligent lightweight construction that enables maximum comfort and practical features with minimum weight in the 3.5-t class. C1-tourer comfort 4.2 t 14-29 Sporty, distinctive and cosy at the same time. The C1-tourer comfort 4.2 t is ideal for type approval outside the 3.5-t weight class and focuses on total interior comfort and uncompromising practicality.
 		 Mercedes-Benz AL-KO	C2-tourer lightweight 3.5 t 30-39 Die C2-tourer lightweight 3.5 t Modelle bestechen durch intelligenten Leichtbau welcher maximalen Komfort und eine praxistaugliche Ausstattung bei einem geringen Eigengewicht in der 3,5-t Klasse ermöglicht. c-tourer comfort 30-39 Sporty, distinctive and cosy at the same time. Der C2-tourer comfort 4.2 t eignet sich perfekt für eine Zulassung außerhalb der 3,5-t-Gewichtsklasse und legt den Fokus auf absoluten Wohnkomfort und Praxistauglichkeit ohne Kompromisse.
		FIAT AL-KO SA/DA  Mercedes-Benz AL-KO SA/DA	chic c-line / chic c-line superior / chic c-line XL 40-53 The fascination of the Carthago Liner class: elegance, comfort and extravagance
		FIAT AL-KO SA/DA  Mercedes-Benz AL-KO DA	chic e-line / chic e-line XL 54-65 The jewel in the crown of the Carthago Liner class: more comfort, more self-sufficiency, more independence
		IVECO DAILY 5.6 t/6.7 t	chic s-plus / chic s-plus XL 66-73 The powerhouse of the Carthago Liner class on the Iveco Daily 5.6 t / 6.7 t with high-traction rear-wheel drive/ dual wheels
		FIAT AL-KO SA/DA IVECO DAILY 5.6 t/6.7 t	liner-for-two 74-83 Round rear lounge seating area with electrically extendible TV lounger and unique 4-room concept
		Tips and additional equipment information	84-85
		General notes & footnotes	86-87

IMPORTANT LEGAL AND TECHNICAL INFORMATION FOR THE SELECTION AND CONFIGURATION OF YOUR MOTORHOME



Each motorhome is only approved for a certain maximum weight on the road, which must not be exceeded under any circumstances when driving. When you select and configure your motorhome or van (hereinafter referred to as: "the motorhome"), the technical and legal limits for the weight of the motorhome are therefore extremely important. These play a decisive part in the configuration, particularly when the additional equipment is being selected (equipment packages, special equipment and options).

The technical and legal requirements for the weight of your motorhome are regulated in EU Implementing Regulation No. 2021/535 (until June 2022: EU Implementing Regulation No. 1230/2012). This applies uniformly within the European Union. In order to make it easier for you to select and configure your motorhome in compliance with the legal and technical requirements, the key terms and requirements of this regulation are explained in the following, and you are provided with some information that is extremely important when you are configuring your vehicle and selecting your additional equipment (equipment packages, special equipment and options) from the items that are available from the factory. Please read this information carefully before configuring and ordering your vehicle. Our dealers will provide you with additional assistance in selecting and configuring your motorhome.

1. TECHNICALLY PERMISSIBLE GROSS WEIGHT

The technically permissible gross weight describes the layout-based maximum permissible weight specified by the manufacturer that your motorhome is allowed to weigh when loaded (e.g. 3,500 kg, 4,500 kg). This is entered in Part I of the registration certificate. You can find information about the technically permissible gross weight for each layout in the technical data which is shown in our sales documents (e.g. in the price lists).

Illustration in the price list:

c-compactline		
		
	← 2,12 m →	← 2,12 m →
	I 138 DB	I 141 LE
Base vehicle	Fiat Ducato	Fiat Ducato
Transmission	8G automatic torque converter	8G automatic torque converter
Standard chassis	AL-KO low frame 35 light	AL-KO low frame 35 light
Base engine	Diesel 2.2 l (140 HP / 103 kW)	Diesel 2.2 l (140 HP / 103 kW)
Length/width/height (mm) ^{1) 2) 3)}	6,410 / 2,120 / 2,920	6,650 / 2,120 / 2,920
Wheel base (mm)	3525	3525
Double floor height / Double floor storage compartment (mm)	220 / 460	220 / 460
Headroom in living area (mm)	1980	1980
Rear garage interior height (mm)	1200	1200
Door width / height rear garage at passenger side (mm)	925 x 1,140	1,050 x 1,140
Door width / height, rear garage at passenger side (mm)	680 x 1,140	850 x 1,140
Technically permissible gross vehicle weight (kg) ⁴⁾	3,500 / 4,250*	3,500 / 4,250*
Weight in running order (kg) ⁵⁾	2,955 (2,807 - 3,103)	2,995 (2,845 - 3,145)
Weight of additional equipment in series production specified by the manufacturer (kg) ⁷⁾	183	139
Max. towed load (kg) ¹⁰⁾	2000	2000
Max. number of seats with 3-point safety belt while driving (standard) ¹¹⁾	4	4

The technically permissible gross weight of the vehicle (e.g. 3,500 kg) must not be exceeded under any circumstances while driving. If the vehicle exceeds the technically permissible gross weight while driving, this constitutes an administrative offence which may be punishable with a fine. We therefore urgently advise you to check this before each journey and ensure that you and your vehicle do not exceed the technically permissible gross weight (e.g. 3,500 kg).

2. WEIGHT IN RUNNING ORDER

The weight in running order corresponds to the (unladen) weight of the vehicle with standard factory equipment (including lubricants, tools, tyre repair kit and a fuel tank that is 90% full) plus a statutory flatrate weight of 75 kg for the driver.

The weight in running order essentially includes the following items:

- the unladen weight of the vehicle including the body and filling with operating materials such as lubricating grease, oils and coolants; the standard equipment, i.e. all equipment items which are included as standard in the vehicle;
- a fresh water tank that is 100% full when driving (filling when driving in accordance with the manufacturer's specifications. You will find the manufacturer's information about filling in the vehicle in the sales documents (e.g. in the price lists). This is 20 l or 50 l depending on the model series) and an aluminium gas bottle that is 100% full, weighing 16 kg;
- a fuel tank that is 90% full;
- the driver, whose weight is set at a flatrate of 75 kg, regardless of the driver's actual weight.

The weight in running order is therefore the basic configuration of the vehicle model you have selected with standard equipment plus a statutory flatrate weight of 75 kg for the driver. This changes after selecting additional equipment (equipment packages, special equipment, options).

You will find information about the weight in running order for each layout in our sales documents (e.g. in the price lists).

It is important that the value given in our sales documents for the weight in running order is a standard value which is determined during the type approval procedure and checked by the authorities. It is legally permissible and possible for the weight in running order of the vehicle which is delivered to you to differ from the nominal value specified in the sales documents due to production-related tolerances. The legal tolerance is $\pm 5\%$. The EU legislator has taken into account the fact that there are certain fluctuations in the weight in running order due to fluctuations in the weight of the supplied parts as well as process and weather-related factors. Please take this into consideration when you are selecting and configuring your motorhome.

Example calculation illustrating these (permissible) production-related weight deviations:

Weight in running order according to sales documents:	2,900 kg
Legal tolerance of $\pm 5\%$:	145 kg
Legally permissible range of weight in running order:	2,755 to 3,045 kg

The specific range of permissible weight deviations for the weight in running order for each layout can be found in the technical data shown in our sales documents. As a manufacturer, we endeavour to restrict weight fluctuations to the minimum that is unavoidable in terms of production technology. Deviations above and below within the legally permissible tolerance range therefore only occur very rarely. However, in spite of constant technical optimization of the production process, these cannot be completely avoided.

In order to ensure that all of the vehicles which are actually delivered comply with the legally permissible tolerance, the actual weight of the vehicle and compliance with the permissible tolerance of $\pm 5\%$ is checked by us as the manufacturer by weighing the vehicle upon completion in the production area at the end of the production line. Your dealer will inform you of the actual weight of your vehicle that was measured at the end of the production line. This gives you full transparency about any weight discrepancies that may be present in your vehicle.

3. NUMBER OF MAXIMUM PERMITTED SEATS / WEIGHT OF PASSENGERS

The maximum number of permitted seats while driving is determined by us as the manufacturer during the type approval procedure. The weight of the passengers results from the maximum number of permitted seats. The weight of the passengers is a flat rate of 75 kg for each approved seat which we as the manufacturer have provided for the vehicle, regardless of what the passengers actually weigh. This is also a legally prescribed calculation. Since the weight of the driver is already included in the weight in running order, i.e. 75 kg (see section 2.), this is not taken into consideration in the weight of the passengers. In a motorhome with four approved seats, the weight of the passengers is $3 \times 75 \text{ kg} = 225 \text{ kg}$.

The maximum permissible number of seats specified in the sales documents refers to the respective vehicle weight in a standard set-up without additional equipment (for additional equipment, see Section 4), and specifies the maximum possible number of persons who can be seated while driving. However, the number of seats depends on the weight and axle load. It can therefore be reduced installing additional equipment (by selecting equipment packages, special equipment and options, for example) and/or can only be achieved by increasing the permissible gross weight and/or deselecting additional equipment, depending on the model.

4. ACTUAL WEIGHT AND ADDITIONAL EQUIPMENT

The weight in running order (see section 2.) and the weight of the factory-installed additional equipment (equipment packages, special equipment, options) in a specific vehicle are collectively referred to as the actual weight of the vehicle.

You can find information about the actual weight of your vehicle after it has been handed over in section 13.2 of the Certificate of Conformity (CoC), which will be given to you by your dealer when the handover takes place.

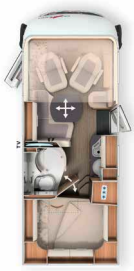

Please note that the actual weight which is specified in the Certificate of Conformity (CoC) is also a standard value. Since the weight in running order – as part of the actual weight – has a legally permissible tolerance of $\pm 5\%$ (see section 2), the actual weight can deviate from the specified nominal value accordingly.

According to the legal definition, the so-called additional equipment includes all optional equipment parts that are not included in the standard equipment and is fitted to the vehicle by the manufacturer (i.e. ex works) and can be ordered by the customer (e.g. awning, bicycle or motorcycle rack, satellite system, solar system, oven etc.). Information about the individual or package weights of the equipment packages, special equipment and options which can be ordered can be found in our sales documents. Other accessories that are retrofitted after delivery of the vehicle from the factory by the dealer or by you personally are not included in the special equipment in this sense.

5. MANUFACTURER'S SPECIFIED MAXIMUM WEIGHT FOR ADDITIONAL EQUIPMENT AND PAYLOAD

Since the installation of additional equipment is also subject to legal and technical limits, we determine the value of the maximum weight for additional equipment for each layout and vehicle which can be fitted to the vehicle in addition to the standard equipment (e.g. by selecting equipment packages and/or special equipment). This value must not be exceeded when you are selecting and configuring your vehicle.

The specification of the weight of additional equipment defined by the manufacturer can be found in our sales documents (e.g. in the price lists).

c-compactline		
		
	← 2,12 m →	← 2,12 m →
	I 138 DB	I 141 LE
Base vehicle	Fiat Ducato	Fiat Ducato
Transmission	8G automatic torque converter	8G automatic torque converter
Standard chassis	AL-KO low frame 35 light	AL-KO low frame 35 light
Base engine	Diesel 2.2 i (140 HP / 103 kW)	Diesel 2.2 i (140 HP / 103 kW)
Length/width/height (mm) ^{1) 2) 3)}	6,410 / 2,120 / 2,920	6,650 / 2,120 / 2,920
Wheel base (mm)	3525	3525
Double floor height / Double floor storage compartment (mm)	220 / 460	220 / 460
Headroom in living area (mm)	1980	1980
Rear garage interior height (mm)	1200	1200
Door width / height rear garage at passenger side (mm)	925 x 1,140	1,050 x 1,140
Door width / height, rear garage at passenger side (mm)	680 x 1,140	850 x 1,140
Technically permissible gross vehicle weight (kg) ³⁾	3,500 / 4,250*	3,500 / 4,250*
Weight in running order (kg) ⁵⁾	2,955 (2,807 - 3,103)	2,995 (2,845 - 3,145)
Weight of additional equipment in series production specified by the manufacturer (kg) ⁷⁾	183	139
Max. towed load (kg) ¹⁰⁾	2000	2000
Max. number of seats with 3-point safety belt while driving (standard) ⁵⁾	4	4

The maximum weight for additional equipment specified by the manufacturer is intended to ensure that the legally prescribed minimum payload is also actually available for the vehicle payload after delivery of a vehicle by the manufacturer. This means that only a certain amount of additional equipment can be ordered and installed in the factory, in order to leave a sufficient weight allowance available for luggage and other accessories (the so-called payload) without exceeding the technically permissible gross weight.

The payload is calculated by subtracting the weight in running order (nominal value as per the sales documents, see section 2), the weight of passengers (see section 3) and the manufacturer's specified maximum weight for additional equipment from the technically permissible gross weight (see section 1).

For motorhomes, the European legislation prescribes a fixed minimum payload, which must remain for luggage or other accessories which are not installed in the factory. This minimum payload is calculated as follows:

$$\text{Minimum payload in kg} \geq 10 * (n + L)$$

Whereby the following applies: „n“ = maximum number of passengers plus the driver and „L“ = total length of vehicle in metres (including decimal places).

For a motorhome with a length of 7 m and 4 approved seats (including the driver), the minimum payload is 10 kg * (4 + 7) = 110 kg, for example.

When you are configuring your motorhome, please note that the payload must not fall below the minimum.

To ensure that the minimum payload is adhered to, there is a maximum combination of additional equipment which can be ordered for each vehicle model. In the above-mentioned example with a minimum payload of 110 kg, the gross weight of the additional equipment for a vehicle with four approved seats (including the driver) and a weight in running order of 2900 kg should be a maximum of 265 kg:

3,500 kg	Technically permissible gross vehicle weight
- 2,900 kg	Weight in running order
- 3 x 75 kg	Weight of passengers
- 110 kg	Minimum payload
= 265 kg	Additional equipment

Please note that this calculation is based on the standard value for the weight in running order determined during the type approval process, without taking account of the permissible weight deviations for the weight in running order (see section 2.). If the maximum permissible value for the additional equipment of (in this example) 265 kg is almost or completely exhausted, an upward weight deviation in the mass in running order may therefore result in the minimum payload of 110 kg being theoretically maintained using the standard value of the weight in running order, but in reality there is no corresponding payload option.

Here is another sample calculation for a vehicle with four approved seats, whose actual weight in running order is 1% above the nominal value:

3,500 kg	Technically permissible gross vehicle weight
- 2,929 kg	Actual weight in running order of the vehicle (+ 1% on comparison to compared to the 2,900 kg specified in the sales documents)
- 3 x 75 kg	Weight of passengers
- 265 kg	Weight of additional equipment
= 81 kg	Actual payload (< minimum payload of 110 kg); in this example, the minimum payload is therefore undershot by 29 kg

In order to avoid such a shortfall in the minimum payload, the manufacturer reduces the orderable weight of the additional equipment based on the layout. Limiting the additional equipment is intended to ensure that the minimum payload, i.e. the legally prescribed weight available for luggage and other accessories, is actually achieved for the payload in the vehicles delivered by the manufacturer.

As, due to production reasons, the actual weight of the specific vehicle is only determined when it is weighed at the end of the production line, it cannot be completely ruled out that in rare exceptional cases a situation may arise, whereby the minimum payload is not guaranteed at the end of the production line despite this limitation of additional equipment. In order to guarantee the minimum payload in these cases, the manufacturer will check with you and your dealer before delivery of the vehicle whether, for example, the vehicle is overloaded, the number of permitted seats is reduced or additional equipment is removed to reduce the weight, so that you receive a vehicle that has the legal minimum payload. The weight of additional equipment offered by the manufacturer can be found in our sales documents (e.g. in the price lists).

Illustration in the price list:

Article no.		€ incl. 19% VAT	kg
Fiat Ducato chassis			
310051	140 HP / 103 kW engine, Euro 6e, f35 light, 8-speed automatic torque converter ^{67) 68)}	Standard	-
310055	180 HP / 132 kW engine, Euro 6e, f35 light, 8-speed automatic torque converter ^{67) 68)}	4,51	-
310071	180 HP / 132 kW engine, Euro VIe, f40 heavy, 8-speed automatic torque converter ^{10) 67)}	Standard	-
310610	Reinforced front axle springs for optimal ride comfort ⁶⁷⁾	620	-
311810	AL-KO "ACS" High Performance front axle spring strut ⁶⁷⁾	1,49	-
311815	Load increase from 4,250 kg to 4,500 kg with Fiat Ducato f40 heavy	340	-
331620	90-litre fuel tank	120	23

The extra weight of additional equipment (all items of equipment not included in the standard delivery scope) increases the actual weight of the vehicle (= weight in running order plus the selected additional equipment) and reduces the payload. The stated value shows the extra weight compared to the standard equipment of the respective layout. The total weight of the selected additional equipment (equipment packages, special equipment and options) must not exceed the maximum weight of the additional equipment specified by the manufacturer.

6. THE EFFECTS OF WEIGHT IN RUNNING ORDER TOLERANCES ON THE PAYLOAD

Regardless of the minimum payload, you should also note that unavoidable production-related fluctuations in the weight in running order have an effect on the remaining payload:

If you order our example vehicle (see section 5.) with additional equipment with a gross weight of 150 kg, the calculated payload is 225 kg based on the default value for the weight in running order. Due to the tolerances, the payload that is actually available may deviate from this value and may be higher or lower. If the weight in running order of your vehicle is about 1% higher than the weight specified in the sales documents, the possible payload is reduced from 225 kg to 196 kg:

3,500 kg	Technically permissible gross vehicle weight
- 2,929 kg	Actual weight in running order of the vehicle (+ 1% on comparison to compared to the 2,900 kg specified in the sales documents)
- 3 x 75 kg	Weight of passengers
- 150 kg	Ordered additional equipment for the specifically configured vehicle
= 196 kg	Actual payload

In order to ensure that the calculated payload is actually achieved, you should therefore factor in the possible and permissible tolerances for the weight in running order when selecting and configuring your vehicle as a precaution. We strongly recommend weighing the loaded motorhome on a non-automatic weighbridge before every journey and, taking account of the individual weight of the passengers, determining whether the technically permissible gross vehicle weight and technically permissible gross axle weights are adhered to.



You can find more information online!

The biggest chassis selection in the premium class

The choice is yours.

Are you looking for a premium motorhome that meets your exact needs? Depending on the series and model, we offer up to three different base vehicles: Fiat Ducato, Mercedes-Benz Sprinter with AL-KO low frame Carthago special (light) as single or double axle and Iveco Daily with sturdy ladder-type high frame, rear-wheel drive and dual wheels.

All three base vehicles have clearly defined advantages – just pick the chassis which is the most suitable for your practical needs. However, all chassis versions have one thing in common: in conjunction with the Carthago Premium DNA, motorhomes are created which have unique exclusivity and quality, and provide maximum safety. You can count on that!



AL-KO



Mercedes-Benz

AL-KO

IVECO
DAILY

5.6 t/6.7 t

Base vehicle	Fiat Ducato					Mercedes-Benz Sprinter			Iveco Daily		
Available for	c-compactline (f35) / C1-tourer lightweight 3.5 t	c-compactline (f40) / C1-tourer comfort 4.2 t*** / chic c-line	chic e-line / liner-for-two			C1-tourer lightweight 3.5 t / C2-tourer lightweight 3.5 t	C1-tourer comfort 4.2 t*** / C2-tourer comfort 4.2 t*** / chic c-line / chic e-line		chic s-plus / liner-for-two		
Drive and running gear											
Chassis type	Special light AL-KO low frame	Carthago special AL-KO low frame	Carthago special AL-KO low frame			Carthago special AL-KO low frame 315 CDI	Carthago special AL-KO low frame 415 CDI		Ladder-type high frame		
Motorisation recom- mendation	2.2 l with 180 HP	2.2 l with 180 HP	2.2 l with 180 HP			2.0 l with 170 HP				3.0 l with 207 HP	
Emissions level	Euro 6e	Euro VIe	Euro VIe			Euro VI E				Euro VI E	
Drive type	Front-wheel drive	Front-wheel drive	Front-wheel drive			Front-wheel drive				Rear wheel drive with dual wheels on rear axle	
Maximum permissible gross vehicle weights											
Chassis version	Single axle	Single axle	Double axle	Single axle	Double axle	Single axle		Single axle	Double axle	5.6 t	6.7 t
Maximum technically permissible gross weight (kg) *	3500	4250 / 4500	5500	4800	5500	3500		4500	5500	5800	6700
Maximum front axle load (kg)	2100	2100	2300	2300	2300	2100		2100	2100	2300	2600
Maximum rear axle load (kg)	2.500	2500	2 x 1700	2700	2 x 1700	2430		2430	2 x 1800	3700	4690
Maximum towed load (kg) **	2000	1800	1800	1800	1800	2000		2000	1600	3260	3500
Total towing weight (kg)	5500	6000	6000	6000	6000	5550		5880		9100	10200

* Partially in conjunction with special equipment

** In conjunction with the total towed load

*** c-compactline, C1-tourer / C2-tourer models not available as double axle

The most compact motorhome in the Carthago premium class:

Suitable for urban areas thanks to the narrow exterior width and the compact vehicle lengths

The Lightweight Premium Class:



- Practically-orientated payload, also in the 3.5 t weight class

Double floor with huge, heated storage compartment:



- Usable height up to 55.5 cm
- Exterior access via several large hatches. Convenient interior access via the seat bench cover of the L-shaped lounge seating area and the lift-up side seat bench (model-dependent) and large living area floor hatches
- Large, central through-loading space (interior height 22 cm) with extra-low double floor storage compartment (usable height 46 cm), conveniently loadable through the XL habitation door via a large, self-supporting living area floor hatches
- Entire double floor heated with climate storage function

AL-KO low frame Carthago special light:



- Permissible gross vehicle weight 3.5 t to 4.25 t

Carthago body concept for Liner premium class:



- High-stability chassis connection using frame members (roof-wall / floor-wall)
- Entirely wood-free construction with water-repellent RTM hard foam insulating core
- Interior walls and inside of roof made from aluminium
- Micro-fibre climate-regulating wall covering

Basic vehicle

Fiat Ducato with AL-KO low frame Carthago special light

- Engine: 2.2 l diesel Multijet 3 with Adblue (19 l), 140 HP / 103 kW, 4 cylinders, 350 Nm, Euro 6d, front-wheel drive
- **8-speed automatic torque converter as standard**
- 90-litre fuel tank
- All-weather tyres (M+S)
- Side wind assistant, cruise control, ABS, ESP, ASR, electric immobiliser, Hillholder, Hill Descent Control, Traction Plus, trailer stability control, collision braking system ⁶⁵⁾
- "Carthago best view" bus mirror system in black/white, adjustable and heatable
- Driver / passenger airbag ¹¹⁾
- Start / Stop system
- Manual air-conditioning system
- glove compartment
- LED daytime driving lights
- Mud flaps on front and rear axle
- Fix & Go repair kit

Liner premium-class body construction

- 10-year water ingress guarantee
- Wood-free bodywork with GRP roof and floor covering
- Roof/wall connection via curved roof and frame member
- Roof system rails at side with rainwater deflection function
- Side and rear walls with aluminium on the interior and exterior
- RTM hard foam insulating core in roof, floor and side wall
- Floor to side wall connection using aluminium frame member bonded over its entire surface with additional cold stop
- Total wall and roof thickness, 38 mm
- Exterior hatches made from original "Carthago Isoplus" side wall material
- Internal/external flap seal, outer seal as water spray protection
- Exterior hatches and main cabin door with internal hinges
- Fuel tank flap flush-mounted in side wall
- Segmented side skirts made from aluminium profile
- 4-part rear frame with separate rear bumper
- Carthago rear lights with Carthago "C" branding in LEDs
- Seitz S4 habitation window, double frame with insulated glazing and no thermal bridge, insect screen blind and pleated blackout blind
- LED exterior light above main cabin door with rain deflector
- Electrically extending entrance step for main cabin door with warning buzzer

Cab

- Dashboard sloping steeply towards front (view of road surface 2.77 m)
- Pleated windscreen blind with insulating honeycomb structure
- Pleated blackout blinds behind side windows (operated from the side)
- Front mask in GRP, with double-shell insulation
- Driver's cab door with security double locking, electric windows, rain gutter
- Soundproofing for engine compartment
- Aguti driver and passenger comfort seats with seat belt integration, in same material as living area, padded armrests
- Dashboard with practical sideboard, as well as pre-wiring for integrated reversing camera monitor and bottle holder
- Leather-covered bottom panelling for drop-down bed including sun visors, LED spotlights and storage compartments at the side

Double floor storage compartment

- Usable height up to 55.5 cm
- Through-loading storage compartment with lighting and heating
- Outside access via several large hatches
- Interior access via the L-shaped lounge seating area with patented fitting, lift-up side seat bench (not 141 LE model) and via the large living area floor hatches in the entrance area
- Central through-loading space (interior height 22 cm) with low double floor storage compartment (usable height 46 cm)

Large scooter garage

- Scooter garage load capacity up to 350 kg
- Large garage door on passenger's side, additional door on driver's side
- Garage floor with GRP on top and bottom, anti-slip coating
- With all-around frost-proof insulation and heating
- Lashing system via aluminium support beam, including eight lashing eyes

Interior

- Epic style collection: Brilliant ash furniture decor with overhead cabinet doors in high gloss ivory

Living area

- Inside of walls and roof with microfibre, climate-regulating wall lining
- L-shaped lounge seating area with side bench seat (141 LE model with pull-out side seat)
- Wall cladding behind side seat in leather look (not 141 LE model)
- 360° living area table, rotatable using a foot pedal and movable in two directions
- Swivel-out shoe cabinet with holding system in base of bench seat, including LED accent light
- Seat padding with multilayer premium foam core and back support function
- "Durafix" double connecting technology: Furniture parts screwed together and mortised
- Hatches with soft closing mechanism
- Curtain system including removable decorative curtain

Kitchen

- Kitchen worktop surface in scratch-resistant slate finish
- Worktop lit from underneath with LED light strip
- Kitchen unit with cutlery drawer
- Separate waste bins in separate hygiene area
- "Easy glide" kitchen drawers with roller slides and soft-close mechanism
- 3-ring hob with one-piece glass cover, sturdy, enamelled wire pan support and stainless steel base
- Round stainless steel sink embedded in work surface with multi-functional sink cover including wall holder for increasing size of work surface
- Water tap in metal design at practical pot height
- Slim tower fridge with door opening on both sides, with separate freezer compartment, automatic energy source selection 12 V / 230 V / gas operation
- Mini-Heki skylight

Bathroom & dressing room

Changing room & room partitioning

- Changing room with lockable washroom door to living area (not 138 DB model)

Combined bathroom with separable round shower (138 DB, 143 KB-LE models)

- Towel rail above round shower
- Shower head height-adjustable on chrome rail
- Mini-Heki skylight
- Wash stand base unit with toilet roll holder, mirrored storage cabinet

Vario swivelling bathroom (141 LE model)

- Interior swivelling wall with large mirror and washbasin
- "One level" shower access
- Shower head height-adjustable on chrome rail
- Mini-Heki skylight
- Shower area with articulated shower door which also functions as privacy screen when changing room is open
- Wooden toilet lid

Sleeping area

Drop-down bed above driver's cab area

- Slatted frame and high-quality mattress
- Extra-low positioning of the bed: Access via side seat
- Wobble-free support when lowered, bookshelf and LED spotlights
- Dividing curtain between drop-down bed and living area

fixed beds in rear

- Two-part heated and ventilated slatted frame
- 7-zone, high-quality cold foam mattress
- Mini-Heki skylight
- Habitation window in rear wall above bed (138 DB model)

Lengthways single beds

- Raisable head section
- Lying surface extension between the lengthways single beds
- Wardrobes beneath the beds, lowered into the double floor, with lift function and divided mattress
- All-around overhead storage cabinets

On-board technology

Water

- Fresh water and waste water tank in heated double floor, cleaning opening via living area floor hatches or scooter garage (depending on model)
- Central water drain in central double floor
- Low-maintenance pressurised water pump system

Gas

- Gas bottle compartment in rear area, accessible via separate gas compartment door
- Holds 2 x 11 kg gas bottles
- Gas isolation taps in kitchen area

Electrical system

- Electrical centre in scooter garage including charger, fuses, fuse protection, 16 A automatic charger with automatic shut-off in the event of low voltage
- Heated battery centre, 1 x 80 Ah gel battery, in double floor, access via floor storage compartment, main power switch
- Truma CP+ digital control panel for hot air heating, behind technical panel above main cabin door
- 230 V socket in seating area, entrance area, kitchen, bathroom, scooter garage
- 12 V socket in driver's cabin (2 x)
- USB socket in driver's cabin (2 x)

Innovative light concept

- Ceiling canopy with additional LED spotlights and indirect LED lighting
- LED mood light in plinth of seat bench
- Work light and ambient lighting can be switched on separately

heating technology

- Hot air outlets in driver's cab, dashboard front, door entrances, living area, double floor and scooter garage
- Dashboard with targeted heating with panel heating effect
- Underfloor heating effect due to heated climate storage double floor



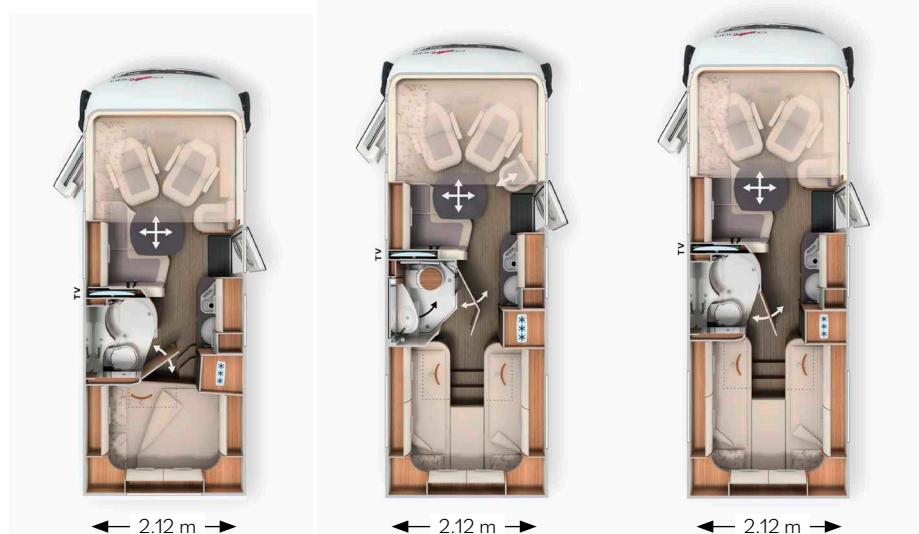
Fiat models: 180 HP engine incl.
8-speed automatic torque
converter as standard



Please carefully read the legal
notes concerning weight-related
information on pages 3-6 before
concluding the contract!



Alternatively, you can scan the
QR code, and you will also receive
all of the important information
on the subject of weight!



	I 138 DB	I 141 LE	I 143 LE
Base vehicle	Fiat Ducato	Fiat Ducato	Fiat Ducato
Transmission	8G automatic torque converter	8G automatic torque converter	8G automatic torque converter
Standard chassis	AL-KO low frame 35 light	AL-KO low frame 35 light	AL-KO low frame 35 light
Base engine	Diesel 2.2 l (140 HP / 103 kW)	Diesel 2.2 l (140 HP / 103 kW)	Diesel 2.2 l (140 HP / 103 kW)
Length/width/height (mm) ^{1) 2) 3)}	6,410 / 2,120 / 2,920	6,650 / 2,120 / 2,920	6,950 / 2,120 / 2,920
Wheel base (mm)	3525	3525	3800
Double floor height / Double floor storage compartment (mm)	220 / 460	220 / 460	220 / 460
Headroom in living area (mm)	1980	1980	1980
Rear garage interior height (mm)	1200	1200	1200
Door width / height rear garage at passenger side (mm)	925 x 1,140	1,050 x 1,140	1,050 x 1,140
Door width / height, rear garage at passenger side (mm)	680 x 1,140	850 x 1,140	850 x 1,140
Technically permissible gross vehicle weight (kg) ⁹⁾	3,500 / 4,250*	3,500 / 4,250*	3,500 / 4,250*
Weight in running order (kg) ⁵⁾	2,955 (2,807 - 3,103)	2,995 (2,845 - 3,145)	3,065 (2,912 - 3,218)
Weight of additional equipment in series production specified by the manufacturer (kg) ⁷⁾	183	139	66
Max. towed load (kg) ¹⁰⁾	2000	2000	2000
Max. number of seats with 3-point safety belt while driving (standard) ⁵⁾	4	4	4
Sleeping berths (standard / optional)	4 / 5	4	4 / 5
Rear bed dimensions (mm)	1,960 x 1,470 / 1,350	2,000 / 1,900 x 850	2,000 / 1,900 x 850
Drop-down bed dimensions (mm)	1,800 x 1,600	1,800 x 1,600	1,800 x 1,600
Seating area bed conversion dimensions (mm)**	1,890 x 1,100 / 675	-	1,890 x 1,100 / 675
Fridge volume / of which freezer compartment (l)	133 / 12	133 / 12	133 / 12
heating system	Truma Combi 6	Truma Combi 6	Truma Combi 6
Fresh water volume (l) ⁵²⁾	150	150	150
Fresh water tank volume with filling in running order (l)	20	20	20
Waste water volume (l)	140	140	140
Battery capacity (Ah)	80	80	80
230 V / 12 V / USB sockets	5 / 2 / 2	5 / 2 / 2	5 / 2 / 2
Article no.	110010	110025	110014

* Optional Fiat Ducato f40 heavy chassis variant

** In conjunction with special equipment

²⁾ Total vehicle width is the measurement from exterior wall to exterior wall (wheel arches on the side, approx.: + 70 mm).

Article no.

216033

Basic Plus package	Weight	
	kg	EUR
Chassis options		
Carthago wheel trims		80
Charge booster ⁴⁷⁾		210
Comfortable cab seats with tilt and height adjustment (front/rear)		580
Pre-wiring for radio with roof antenna with DAB+, speakers (4x) ⁸⁸⁾		450
Pioneer 6.8" radio / moniceiver incl. DAB+ ⁸⁰⁾		650
Main cabin options		
Midi-Heki skylight with LED spotlights above the L-shaped lounge seating area		690
Large scooter garage door on driver's side		580
XL habitation door "premium two 2.0" (width 63 cm) with double locking, window and anti-insect blind		530
SOG toilet ventilation via roof flue		370
Waste water hose set for convenient disposal		120
USB socket in overhead storage cabinet above rear bed		110
Total price of individual options		4,370
Package price	38.5	3,870
Your savings		500
SURCHARGE Fiat 10.1" multimedia system incl. sat nav, motorhome route guidance and DAB+*	1	1,450
SURCHARGE Pioneer 9" multimedia system incl. sat nav, motorhome route guidance, DAB+ ¹⁹⁾	1	910

*only in conjunction with Chassis Plus package for Fiat

Article no.

216286

Chassis Plus package Fiat	Weight	
	kg	EUR
Leather steering wheel and gear lever		310
Dashboard finish: Ventilation grille in chrome		240
Fiat 16-inch alloy wheels for f40 heavy chassis / f35 in conjunction with 8-speed automatic torque converter		950
Multi-functional steering wheel (radio remote control via control buttons)		310
Driver's cab automatic air conditioning ³³⁾		540
Inductive mobile phone charging tray		340
Digital instrument cluster with colour display in dashboard ¹⁰⁴⁾		360
Total price of individual options		3,050
Package price	-7	2,900
Your savings		150

Article no.

216502

Pre-wiring kit	Weight	
	kg	EUR
Pre-wiring for electric extractor hood		240
Pre-wiring for solar system		240
Pre-wiring for satellite system		240
Pre-wiring for reversing camera (single lens)		240
Total price of individual options		960
Package price	4.5	750
Your savings		210

Article no.

212009

Media package	Weight	
	kg	EUR
Reversing camera system with single lens and 7" colour monitor at side of dashboard		1,150
TV pull-out system for TV cabinet above L-shaped lounge seating area ³⁶⁾		710
24" Smart LED TV ³⁹⁾		1,460
Total price of individual options		3,320
Package price	16	2,290
Your savings		1,030
SURCHARGE 138 DB, 143 LE: Designer TV cabinet with 32" Smart LED TV instead of 24" ³⁹⁾	5.5	840
SURCHARGE Reversing camera with double lens and shutter instead of single lens ⁸³⁾	1	690

Article no.

210730

Kitchen / Coffee package ¹⁰³⁾ *	Weight	
	kg	EUR
Voltage transformer for 12 V to 230 V, 1,800 Watts, mains priority circuit* ¹⁰³⁾		1,950
Capsule coffee machine with connecting kit incl. pull-out system		320
Total price of individual options		2,270
Package price	11	1,930
Your savings		340

*Only in conjunction with second habitation battery (gel) or lithium ion battery.

Article no.		€ incl. 19% VAT	kg	I 138 DB	I 141 LE	I 143 LE
Fiat Ducato chassis						
310051	140 HP / 103 kW engine, Euro 6e, f35 light, 8-speed automatic torque converter ⁶⁷⁾ ⁶⁸⁾	Standard	-	X	X	X
310055	180 HP / 132 kW engine, Euro 6e, f35 light, 8-speed automatic torque converter	4,510	-	○	○	○
310071	180 HP / 132 kW engine, Euro VIe, f40 heavy, 8-speed automatic torque converter	6,920	46	○	○	○
310610	Fuel tank 60 l instead of 90 l (only in conjunction with f35 light)	0	-23	○	○	○
311810	Reinforced front axle springs for optimal ride comfort ⁵⁷⁾	620	-	○	○	○
311815	AL-KO "ACS" High Performance front axle spring strut ⁵⁷⁾	1,490	-	○	○	○
331620	Fog lights	350	1	○	○	○
311614	BI-LED headlights (dipped and high beam)	1,140	3	○	○	○
311400	Removable tow bar	1,900	38	○	○	○
311300	Wind-down rear steadies to prevent swaying when stationary	440	10	○	○	○

Habitation exterior						
410121	Central locking for XL habitation door "premium two 2.0" and drivers cabin door	460	0.5	○	○	○
410150	Additional security locks in the drivers cabin door and habitation door	710	2	○	○	○
410520	Roof awning aluminium cassette, grey canvas, length: 4.0 m	1,750	39	○	○	○
410560	Roof awning aluminium cassette, grey canvas, length: 4.5 m	1,870	42.5	-	○	○
410660	Insulating mat for front and side windows, outside	460	6.5	○	○	○
410700	Insulating double glazing in side windows / door windows in driver's cab	1,150	10.5	○	○	○
410840	Additional rear bed window on passenger's side	410	6.5	○	X	X
410785	Mini-Heki skylight in driver's cab / drop-down bed	350	3	○	○	○
410850	Electric extractor hood above kitchen area ²²⁾	520	2.5	○	○	○

Electrical system						
510020	Additional 80 Ah gel habitation battery in existing battery centre	540	26	○	○	○
510056	90 Ah lithium-ion battery including battery computer instead of 80 Ah gel battery	890	-14.5	○	○	○
510053	Lithium ion battery 150 Ah incl. battery computer and separate touch display ⁵⁵⁾	2,410	-9.5	○	○	○
510081	Solar system: 2 x 110 Watt ¹²⁾	1,990	16.5	-	○	○
510180	Inverter for 12 V to 230 V, 1,800 Watts with mains priority circuit ¹⁰³⁾	1,950	8	●	●	●
510255	Socket package with additional sockets (3 x 230 V, 2 x USB) ⁴⁵⁾	490	2.5	○	○	○
510201	Carthago Security alarm system ³⁵⁾	1,420	3	○	○	○

○ = special equipment X = standard equipment - = not possible ● = included in package

Article no.		€ incl. 19% VAT	kg	I 138 DB	I 141 LE	I 143 LE
Gas Water Miscellaneous						
610020	Truma DuoControl CS ⁷³⁾	440	3	○	○	○
610021	Gas filter for Truma DuoControl CS (recommended) ⁹⁵⁾	220	0.5	○	○	○
610045	Convenient gas bottle pull-out system (only in conjunction with Truma DuoControl CS)	650	6	○	○	○
610140	Hot / cold exterior shower in scooter garage on passenger's side	350	2.5	○	○	○
610480	Scooter garage upgrade with needle felt, luggage nets	350	4.5	○	○	○
610500	Aluminium chequered floor for scooter garage	180	11	○	○	○
Kitchen Appliances						
550067	Gas oven with grill function in kitchen base unit ³⁷⁾	1,060	8.5	○	○	○
550287	Capsule coffee machine with connecting kit incl. pull-out system	320	3	●	●	●
Heating Air conditioning						
650040	Truma Combi 6E (additional electric heating element 2 x 900 Watts / 230 V)	740	1	○	○	○
Multimedia						
710029	Pioneer 9" media centre incl. navigation, motorhome route guidance, DAB+ ¹⁹⁾	1,560	3	○	○	○
710160	Reversing camera system with single lens, including 7" colour monitor ⁸²⁾	1,150	0.5	●	●	●
710180	Reversing camera system with double lens, shutter including 7" colour monitor ⁸³⁾	1,840	1	○	○	○
710506	TV pull-out system for TV cabinet in lounge seating area ³⁶⁾	710	11	●	●	●
710547	24" Smart LED TV for TV pull-out system / TV bracket ³⁹⁾	1,460	5	●	●	●
910460	Additional TV connection in sleeping area ³⁶⁾	340	1.5	-	○	○
710575	Service camera at waste water tank outlet pipe ⁸⁵⁾	570	0.5	○	○	○
Satellite systems						
750030	Teleco Flatsat 65 satellite system with CI slot ¹²⁾	2,820	13.5	○	○	○
750031	Teleco Flatsat 65 satellite system Twin LNB for second TV with CI slot ¹²⁾	3,040	27	-	○	○
Interior						
810027	Casablanca world of style ⁷⁷⁾	690	-	○	○	○
810100	Carpet for living area	370	7.5	○	○	○
810120	Carpet for driver's cab area	190	2	○	○	○
810440	Drop-down bed omitted, replaced with all-around overhead storage compartments in driver's cab	660	-10	○	○	○
810260	Rear bed with Carawinx sprung base instead of slatted frame	570	-2	○	○	○
810580	Lounge seating area can be converted into a sleeping area ⁶⁹⁾	590	7.5	○	-	○
810726	Waterproof shower mat in same design as living area floor	230	3.5	○	-	○
Living area materials						
850600	Barcelona/Antara fabric combination	Standard	-	X	X	X
850610	Venezia/Antara fabric combination	Standard	-	X	X	X
850620	Cambridge/Antara fabric combination	Standard	-	X	X	X
850304	London 25 fabric combination	Standard	-	X	X	X
850314	Paris fabric combination	420	-	○	○	○
850640	Davos/textile leather fabric combination	420	1	○	○	○
850710	Ivory part leather/leather fabric combination	1,490	2	○	○	○
850720	Macchiato part leather/leather fabric combination	1,490	2	○	○	○
850690	Ivory leather	3,680	3	○	○	○
850730	Sand leather (not in conjunction with casablanca world of style)	3,680	3	○	○	○
850740	Macchiato leather	3,680	3	○	○	○
850501	World of sleeping & décor set: Decorative cushions, bed throw, fitted sheet set ²⁶⁾	410	3.5	○	○	○

The sophisticated all-rounder

The Lightweight Premium Class:



- lightweight 3.5 t models with permissible gross vehicle weight of 3,500 kg and 4 allowed seats
- Innovative lightweight construction enables practical equipment in the 3.5 t class

Double floor with huge, heated storage compartment:



- Usable height up to 55.5 cm
- Exterior access via several large hatches. Convenient interior access via the seat bench cover of the L-shaped lounge seating area and the swing-up side seat bench (model-dependent) and large living area floor hatches
- Large, central through-loading space (interior height 22 cm) with extra-low double floor storage compartment (usable height 46 cm), conveniently loadable through the XL habitation door via a large, self-supporting living area floor hatches
- Entire double floor heated with climate storage function

AL-KO low frame Carthago special light / special:



- Permissible gross vehicle weight 3.5 t to 4.5 t

Carthago body concept for Liner premium class:



- High-stability chassis connection using frame members (roof-wall / floor-wall)
- Entirely wood-free construction with water-repellent RTM hard foam insulating core
- Interior walls and inside of roof made from aluminium
- Micro-fibre climate-regulating wall covering

Basic vehicle

- AL-KO low frame special (comfort 4.2 t) or special light (lightweight 3.5 t)
- LED daytime driving lights
- Driver / passenger airbag ¹⁾
- Mud flaps on front and rear axle
- Fix & Go repair kit
- All-weather tyres (M+S)
- "Carthago best view" bus mirror system in black/white, adjustable and heatable

Fiat Ducato with AL-KO low frame Carthago special light

- Engine: 2.2 l diesel Multijet 3 with Adblue (19 l), 140 HP / 103 kW, 4 cylinders, 350 Nm, Euro 6e, front-wheel drive (lightweight 3.5 t models)
- Engine: 2.2 l diesel Multijet 3 with Adblue (19 l), **180 PS / 132 kW**, 4 cylinders, 350 Nm, Euro VIe, front-wheel drive (comfort 4.2 t models)

8-speed automatic torque converter as standard

- 60-litre fuel tank
- Side wind assistant, cruise control, ABS, ESP, ASR, electric immobiliser, Hillholder, Hill Descent Control, Traction Plus, trailer stability control, collision braking system ⁶⁵⁾
- Start / Stop system
- Manual air-conditioning system
- Glove compartment

Mercedes-Benz Sprinter with AL-KO low frame Carthago special (light)

- Engine: 2.0 l diesel with Adblue (22 l), 150 HP / 110 kW, 4 cylinders, 330 Nm, Euro VI E, 6-speed transmission, front-wheel drive
- 16-inch steel wheels
- 65-litre fuel tank
- Keyless Start incl. Start/Stop button
- Side wind assistant, Hillholder, ABS, ASR, EBV, ESP
- Active Brake Assist and Active Attention Assist
- Driver and passenger cup holders, glove compartment on passenger's side
- Hinged lid for storage compartment
- Automatic driving light control
- Mercedes-Benz emergency call system, breakdown management
- Fleece battery 12 V / 92 Ah
- Pre-wiring (cable set) for main cabin door central locking system
- Electric warm air auxiliary heating in drivers cabin

Liner premium-class body construction

- 10-year water ingress guarantee
- Wood-free bodywork with GRP roof and floor covering
- Roof/wall connection via curved roof and frame member
- Roof system rails at side with rainwater deflection function
- Side and rear walls with aluminium on the interior and exterior
- RTM hard foam insulating core in roof, floor and side wall
- Floor to side wall connection using aluminium frame member bonded over its entire surface with additional cold stop
- Total wall and roof thickness, 38 mm
- Exterior hatches made from original "Carthago Isoplus" side wall material
- Internal/external flap seal, outer seal as water spray protection
- Exterior hatches and main cabin door with internal hinges
- Fuel tank flap flush-mounted in side wall
- Segmented side skirts made from aluminium profile
- 4-part rear frame with separate rear bumper (145 RB-LE, 149 RB-LE models: modern Dynamic Designer rear)
- Carthago rear lights with Carthago "C" branding in LEDs
- Seitz S4 habitation window, double frame with insulated glazing and no thermal bridge, insect screen blind and pleated blackout blind
- LED exterior light above main cabin door with rain deflector
- Electrically extending entrance step for main cabin door with warning buzzer

Cab

- Dashboard sloping steeply towards front (view of road surface in Fiat 2.77 m, in Mercedes-Benz 3.77 m)
- Pleated windscreen blind with insulating honeycomb structure
- Pleated blackout blinds behind side windows (operated from the side)
- Front mask in GRP, with double-shell insulation
- Driver's cab door with security double locking, electric windows, rain gutter
- Soundproofing for engine compartment
- Aguti "Roadliner" driver's and passenger's comfort seats with Carthago label, in same material as living area, rotatable, with integrated seat belts and padded armrests
- Dashboard with leather-covered moulded part, practical sideboard, as well as pre-wiring for integrated reversing camera monitor and bottle holder
- Leather-covered bottom panelling for drop-down bed including sun visors, LED spotlights and storage compartments at the side

Double floor storage compartment

- Usable height up to 55.5 cm
- Through-loading storage compartment with lighting and heating
- Outside access via several large hatches
- Interior access via the L-shaped lounge seating area with patented fitting, swing-up or lift-up side seat bench (not model 141 KB-LE) and via the large living area floor hatches in the entrance area and the kitchen area
- Central through-loading space (interior height 22 cm) with low double floor storage compartment (usable height 46 cm)

Large scooter garage

- Scooter garage load capacity up to 350 kg
- Large garage door on passenger's side, additional door on driver's side
- Garage floor with GRP on top and bottom, anti-slip coating
- With all-around frost-proof insulation and heating
- Lashing system via aluminium support beam, including eight lashing eyes

Interior

- Epic world of style: brilliant ash furniture finish with overhead cabinet fronts in high-gloss ivory (148 KB-LE, 149 RB-LE, 150 RB-LE models)
- Casablanca 2 world of style: Noble cherry furniture finish with large overhead cabinet fronts in bicolour look in high-gloss ivory combined with modern accents in anthracite black (141 KB-LE, 143 KB-LE, 145 RB-LE)

Living area

- Inside of walls and roof with microfibre, climate-regulating wall lining
- L-shaped lounge seating area with side bench seat (141 KB-LE model with pull-out side seat)
- Wall cladding behind side seat in leather look (depending on model)
- 360° living area table, rotatable using a foot pedal and movable in two directions
- Swivel-out shoe cabinet with holding system in base of bench seat, including LED accent light
- Seat padding with multilayer premium foam core and back support function
- "Durafix" double connecting technology: furniture parts screwed together and mortised
- Hatches with soft closing mechanism
- Curtain system including removable decorative curtain

Kitchen

- Kitchen countertop as visual room divider and additional worktop (not 141 KB-LE, 143 KB-LE models)
- Kitchen worktop surface in scratch-resistant slate finish
- Worktop lit from underneath with LED light strip
- Kitchen unit with cutlery drawer
- Separate waste bins in separate hygiene area
- "Easy glide" kitchen drawers with roller slides and soft-close mechanism
- 3-ring hob with divided glass cover (one-piece in 141 KB-LE, 143 KB-LE models) with robust enamelled wire pan support and stainless steel base (lightweight 3.5 t models)
- 3-ring hob with divided glass cover (one-piece in 141 KB-LE, 143 KB-LE models) with robust cast iron trivet and glass base (comfort 4.2 t models)
- Round stainless steel sink embedded in work surface with multi-functional sink cover including wall holder for increasing size of work surface
- Water tap in metal design at practical pot height
- Kitchen rear wall in cream decorative glass
- Large fridge with door opening on both sides (141 KB-LE, 143 KB-LE, 145 RB LE models: slim tower) with separate freezer compartment, automatic energy source selection 12 V / 230 V / gas operation
- Mini-Heki skylight

Bathroom & dressing room

Changing room & room partitioning

- Changing room with lockable washroom door or luxury washroom door to living area
- Solid wood sliding door in front of sleeping area (145 RB-LE comfort 4.2 t, 148 KB-LE, 149 RB-LE models)
- Pull-out TV wall and room divider in front of sleeping area (150 RB-QB model)
- Floor-to-ceiling wardrobe with clothes rail and a shelf (148 KB-LE model)

Combined bathroom with separable round shower (143 KB-LE, 148 KB-LE models)

- Towel rail above round shower
- Shower head height-adjustable on chrome rail
- Mini-Heki skylight
- Wash stand base unit with toilet roll holder, mirrored storage cabinet

Vario swivelling bathroom (141 KB-LE model)

- Interior swivelling wall with large mirror and washbasin
- "One level" shower access
- Shower head height-adjustable on chrome rail
- Mini-Heki skylight
- Shower area with articulated shower door which also functions as privacy screen when changing room is open
- Wooden toilet lid

Luxury bathroom with separate shower room (145 RB-LE, 149 RB-LE, 150 RB-QB models)

- "One level" shower access
- Towel rail above round shower
- Shower mat in living area floor design, removable for showering
- Shower head height-adjustable on chrome rail
- Roof light in shower room
- Mini-Heki skylight in washroom
- Washbasin base cabinet with toilet roll holder, all-round mirrored storage cabinet and laundry basket (comfort 4.2 t models)
- Washbasin base cabinet with toilet roll holder, worktop washbasin and large wall mirror (lightweight 3.5 t models)

Sleeping area

Drop-down bed above driver's cab area

- Slatted frame and high-quality mattress
- Extra-low positioning of the bed: Access via side seat
- Sturdy support in sleeping position, bookshelf and LED spotlights
- Dividing curtain between drop-down bed and living area

Fixed beds in rear

- Two-part heated and ventilated slatted frame
- 7-zone, high-quality cold foam mattress
- Mini-Heki skylight
- Raisable head section

Lengthways single beds

- Rigid access steps (lightweight 3.5 t models)
- Pull-out access steps including extended sleeping area (comfort 4.2 t models)
- Wardrobes beneath the beds, lowered into the double floor (model-dependent), with lift function and divided mattress
- All-around overhead storage cabinets

On-board technology

Water

- Fresh water and waste water tank in heated double floor, cleaning opening via living area floor hatches or scooter garage (depending on model)
- Central water drain in central double floor
- Low-maintenance pressurised water pump system

Gas

- External low-level gas bottle compartment, exterior hatch with separate stay (145 RB-LE, 149 RB-LE, 150 RB-QB models)
- Gas bottle compartment in rear area, accessible via separate gas compartment door (141 KB-LE, 143 KB-LE models)
- Holds 2 x 11 kg gas bottles
- Gas isolation taps in kitchen area

Electrical system

- Electrical centre in scooter garage including charger, fuses, fuse protection, 16 A automatic charger with automatic shut-off in the event of low voltage
- Heated battery centre, with 1 x 80 Ah gel battery in double floor, access via double floor storage compartment on driver's side, main power switch
- Truma CP+ digital control panel for hot air heating, behind technical panel above main cabin door
- 230 V socket in seating area, entrance area, kitchen, bathroom, scooter garage
- 12 V socket in driver's cab (Fiat: 2 x Mercedes-Benz: 1 x)
- USB socket in driver's cab (Fiat: 2 x Mercedes-Benz: 1 x)

Innovative light concept

- Ceiling canopy with additional LED spotlights and indirect LED lighting
- LED mood light in kitchen area / seat bench plinth (seat bench plinth only in 141 KB-LE, 143 KB-LE models)
- Work light and ambient lighting can be switched on separately

TV

- Pre-wiring for 24" / 32" LED flatscreen TV (not 145 RB-LE)

Heating technology

- Hot air outlets in driver's cab, dashboard front, door entrances, living area, double floor and scooter garage
- Dashboard with targeted heating with panel heating effect
- Underfloor heating effect due to heated climate storage double floor

C1-tourer superior equipment line

- Extended and exclusive exterior decor with dynamic lines and typical carthago c-branding incl. superior logo
- Carthago full LED headlights (dipped and high beam) incl. LED daytime driving lights
- Nuovo world of style

There are two different weight and equipment variants in the C1-tourer and C2 tourer ranges.
For you as a customer, this distinction provides a clear indication of which models meet your requirements.



Our **lightweight 3.5 t models** are the perfect choice for those who value a lightweight vehicle that meets the requirements of the 3.5 t class and can be driven with a B Class EU driving licence. These combine innovative lightweight construction with the Carthago premium DNA.



Our **comfort 4.2 t models** are the perfect choice for those who are not dependent on the 3.5 t weight class and want to experience premium comfort. The huge payload reserves and maximum interior comfort of these models leave nothing to be desired.

To make it as easy as possible for you to choose the right model, here are the equipment differences between the lightweight 3.5 t and comfort 4.2 t models.

lightweight 3.5 t	comfort 4.2 t	Optional on lightweight 3.5 t
Basic vehicle Fiat Ducato		
Fiat Ducato with technically permissible gross vehicle weight of 3,500 kg with Carthago special light AL-KO low frame	Fiat Ducato with technically permissible gross vehicle weight of 4,250 kg with AL-KO low frame Carthago special	
Standard 60-litre fuel tank	Standard 60-litre fuel tank, 90-litre fuel tank in Basic Plus package	○
Mercedes-Benz Sprinter chassis		
Mercedes-Benz Sprinter with technically permissible gross vehicle weight of 3,500 kg with Carthago special light AL-KO low frame	Mercedes-Benz Sprinter with technically permissible gross vehicle weight of 4,200 kg with AL-KO low frame Carthago special	
Standard 65-litre fuel tank	Standard 65-litre fuel tank, 92 l litre fuel tank in Basic Plus package	○
Body		
Double floor exterior access via storage compartment hatch in front of XL main cabin door (Depending on model)	Double floor exterior access via storage compartment hatch in front of XL main cabin door and additional, lowered exterior storage compartment behind XL main cabin door (Depending on model)	○
Cab		
Overhead storage compartment at side with front hatch below drop-down bed on driver's side	Overhead storage compartment at side with front hatch below drop-down bed on driver's and passenger's side	
Double floor lighting		
Huge double floor storage compartment in entrance area with additional storage compartment lowering, made from robust lightweight material*	Huge double floor storage compartment in entrance area with additional storage compartment lowering made from high-quality RTM sandwich material and hard-wearing GRP floor covering*	
Bathroom		
Large washroom with modern countertop washbasin, large wall mirror and additional storage cabinet (only 145 RB-LE model)	Large washroom with extra-large, all-around mirror cabinet and large, flush-mounted washbasin	
Wash stand base unit with toilet roll holder	Wash stand base unit with toilet roll holder and Schmutzwäschekorb**	
Kitchen		
3-ring hob with one-piece or two-piece glass cover (depending on model), enamelled wire pan support and stainless steel base***	3-Ring hob with one-piece or two-piece glass cover (depending on model), cast iron pan support and glass base***	
Multifunctional sink cover including wall holder for worktop extension	Multifunctional sink cover including wall holder for worktop extension and chopping board	●
Sleeping area incl. wardrobes		
Convenient access step for lengthways single beds	Pull-out lightweight access steps including lying surface extension with additional cushion for lengthways single beds	●
Wardrobes beneath lengthways single beds, lowered into the double floor, with lift function and divided mattress	Wardrobes with shelves beneath lengthways single beds, lowered into the double floor, with lift function and divided mattress	●
Technology		
Lithium ion battery 90 Ah incl. battery computer in Basis Plus package	Gel battery 80 Ah as standard	

* Not 141 KB-LE model

** Laundry basket only available with luxury bathroom layouts

*** Two-piece glass cover in corner kitchens, single-piece in galley kitchens

○ = special equipment ● = included in package



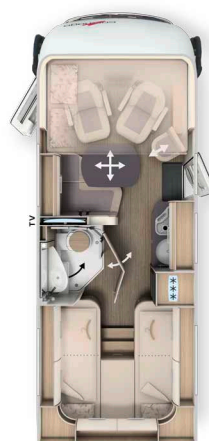
Fiat Ducato models with 8G automatic torque converter as standard



Please carefully read the legal notes concerning weight-related information on pages 3-6 before concluding the contract!



Alternatively, you can scan the QR code, and you will also receive all of the important information on the subject of weight!



	I 141 KB-LE	
	lightweight 3.5 t	comfort 4.2 t
	Fiat Ducato	Fiat Ducato
Transmission	8G automatic torque converter	8G automatic torque converter
Standard chassis	AL-KO low frame 35 special light	AL-KO low frame 40 heavy
Case engine	Diesel 2.2 l (140 HP / 103 kW)	Diesel 2.2 l (180 HP / 132 kW)
Length/width/height (mm) ^{1) 2) 3)}	6,670 / 2,270 / 2,920	6,670 / 2,270 / 2,920
Wheel base (mm)	3525	3525
Double floor height / Double floor storage compartment (mm)	220 / 460	220 / 460
Headroom in living area (mm)	1980	1980
Rear garage interior height (mm)	1200	1200
Door width / height rear garage at passenger side (mm)	1,050 x 1,140	1,050 x 1,140
Door width / height, rear garage at passenger side (mm)	850 x 1,140	850 x 1,140
Technically permissible gross vehicle weight (kg) ⁹⁾	3,500	4,250 / 4,500*
Weight in running order (kg) ⁶⁾	3,013 (2,862 - 3,164)	3,033 (2,881 - 3,185)
Weight of additional equipment in series production specified by the manufacturer (kg) ⁷⁾	121	851
Max. towed load (kg) ¹⁰⁾	2000	1800
Max. number of seats with 3-point safety belt while driving (standard / optional) ⁵⁾	4	4
Sleeping berths (standard / optional)	4	4
Rear bed dimensions (mm)	1,900 / 2,000 x 850	1,900 / 2,000 x 850
Drop-down bed dimensions (mm)	1,950 x 1,600	1,950 x 1,600
Seating area bed conversion dimensions (mm)	-	-
Fridge volume / of which freezer compartment (l)	133 / 12	133 / 12
Heating system	Truma Combi 6	Truma Combi 6
Fresh water volume (l) ⁵²⁾	150	150
Waste water volume (l)	140	140
Battery capacity (Ah)	80	80
230 V / 12 V / USB sockets	5 / 2 / 2	5 / 2 / 2
Article no.	110090	110091

* Optional weight increase

** In conjunction with special equipment

²⁾ Total vehicle width is the measurement from exterior wall to exterior wall (wheel arches on the side, for Fiat Ducato / Mercedes-Benz Sprinter approx.: + 70 mm)



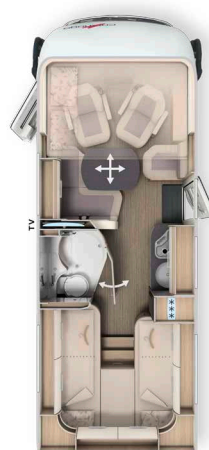
Fiat Ducato models with 8G automatic torque converter as standard



Please carefully read the legal notes concerning weight-related information on pages 3-6 before concluding the contract!



Alternatively, you can scan the QR code, and you will also receive all of the important information on the subject of weight!



	I 143 KB-LE			
	lightweight 3.5 t		comfort 4.2 t	
	Fiat Ducato	Mercedes-Benz Sprinter	Fiat Ducato	Mercedes-Benz Sprinter
Transmission	8G automatic torque converter	6-speed manual transmission	8G automatic torque converter	6-speed manual transmission
Standard chassis	AL-KO low frame 35 special light	AL-KO low frame special light 315 CDI	AL-KO low frame 40 heavy	AL-KO low frame heavy 415 CDI
Base engine	Diesel 2.2 l (140 HP / 103 kW)	Diesel 2.0 l (150 HP / 110 kW)	Diesel 2.2 l (180 HP / 132 kW)	Diesel 2.0 l (150 HP / 110 kW)
Length/width/height (mm) ^{1) 2) 3)}	6,950 / 2,270 / 2,920	7,080 / 2,270 / 2,950	6,950 / 2,270 / 2,920	7,080 / 2,270 / 2,950
Wheel base (mm)	3800	3900	3800	3900
Double floor height / Double floor storage compartment (mm)	220 / 460	220 / 460	220 / 460	220 / 460
Headroom in living area (mm)	1980	1980	1980	1980
Rear garage interior height (mm)	1200	1200	1200	1200
Door width / height rear garage at passenger side (mm)	1,050 x 1,140	1,050 x 1,140	1,050 x 1,140	1,050 x 1,140
Door width / height, rear garage at passenger side (mm)	850x1.140:	850x1.140:	850x1.140:	850x1.140:
Technically permissible gross vehicle weight (kg) ⁹⁾	3500	3500	4,250 / 4,500*	4,200 / 4,500*
Weight in running order (kg) ⁶⁾	3,043 (2,891 - 3,195)	2,987 (2,838 - 3,136)	3,073 (2,919 - 3,227)	3,047 (2,895 - 3,199)
Weight of additional equipment in series production specified by the manufacturer (kg) ⁷⁾	88	143	807	783
Max. towed load (kg) ¹⁰⁾	2000	2000	1800	2000
Max. number of seats with 3-point safety belt while driving (standard / optional) ⁵⁾	4	4	4	4
Sleeping berths (standard / optional)	4 / 5	4 / 5	4 / 5	4 / 5
Rear bed dimensions (mm)	1,900 / 2,000 x 850	1,900 / 2,000 x 850	1,900 / 2,000 x 850	1,900 / 2,000 x 850
Drop-down bed dimensions (mm)	1,950 x 1,600	1,950 x 1,600	1,950 x 1,600	1,950 x 1,600
Seating area bed conversion dimensions (mm)	2,030 x 1,105 / 650	2,030 x 1,105 / 650	2,030 x 1,105 / 650	2,030 x 1,105 / 650
Fridge volume / of which freezer compartment (l)	133 / 12	133 / 12	133 / 12	133 / 12
Heating system	Truma Combi 6	Truma Combi 6	Truma Combi 6	Truma Combi 6
Fresh water volume (l) ⁵²⁾	150	150	150	150
Waste water volume (l)	140	140	140	140
Battery capacity (Ah)	80	80	80	80
230 V / 12 V / USB sockets	5 / 2 / 2	5 / 1 / 1	5 / 2 / 2	5 / 1 / 1
Article no.	110120	110520	110121	110521

* Optional weight increase

** In conjunction with special equipment

²⁾ Total vehicle width is the measurement from exterior wall to exterior wall (wheel arches on the side, for Fiat Ducato / Mercedes-Benz Sprinter approx.: + 70 mm)



Fiat Ducato models with 8G automatic torque converter as standard



Please carefully read the legal notes concerning weight-related information on pages 3-6 before concluding the contract!



Alternatively, you can scan the QR code, and you will also receive all of the important information on the subject of weight!



lightweight 3.5 t



comfort 4.2 t

	I 145 RB-LE			
	lightweight 3.5 t		comfort 4.2 t	
	Fiat Ducato	Mercedes-Benz Sprinter	Fiat Ducato	Mercedes-Benz Sprinter
Transmission	8G automatic torque converter	6-speed manual transmission	8G automatic torque converter	6-speed manual transmission
Standard chassis	AL-KO low frame 35 special light	AL-KO low frame special light 315 CDI	AL-KO low frame 40 heavy	AL-KO low frame heavy 415 CDI
Case engine	Diesel 2.2 l (140 HP / 103 kW)	Diesel 2.0 l (150 HP / 110 kW)	Diesel 2.2 l (180 HP / 132 kW)	Diesel 2.0 l (150 HP / 110 kW)
Length/width/height (mm) ^{1) 2) 3)}	7,040 / 2,270 / 2,920	7,180 / 2,270 / 2,950	7,040 / 2,270 / 2,920	7,180 / 2,270 / 2,950
Wheel base (mm)	3800	3900	3800	3900
Double floor height / Double floor storage compartment (mm)	220 / 460	220 / 460	220 / 460	220 / 460
Headroom in living area (mm)	1980	1980	1980	1980
Rear garage interior height (mm)	1200	1200	1200	1200
Door width / height rear garage at passenger side (mm)	1,050 x 1,140	1,050 x 1,140	1,050 x 1,140	1,050 x 1,140
Door width / height, rear garage at passenger side (mm)	1,050 x 1,140	1,050 x 1,140	1,050 x 1,140	1,050 x 1,140
Technically permissible gross vehicle weight (kg) ⁹⁾	3500	3500	4,250 / 4,500*	4,200 / 4,500*
Weight in running order (kg) ⁶⁾	3,063 (2,910 - 3,216)	3,007 (2,857 - 3,157)	3,093 (2,938 - 3,248)	3,057 (2,904 - 3,210)
Weight of additional equipment in series production specified by the manufacturer (kg) ⁷⁾	67	122	786	771
Max. towed load (kg) ¹⁰⁾	2000	2000	1800	2000
Max. number of seats with 3-point safety belt while driving (standard / optional) ⁵⁾	4	4	4	4
Sleeping berths (standard / optional)	4 / 5	4 / 5	4 / 5	4 / 5
Rear bed dimensions (mm)	2,000 / 1,900 x 850	2,000 / 1,900 x 850	2,000 / 1,900 x 850	2,000 / 1,900 x 850
Drop-down bed dimensions (mm)	1,950 x 1,600	1,950 x 1,600	1,950 x 1,600	1,950 x 1,600
Seating area bed conversion dimensions (mm)	2,030 x 1,105 / 650	2,030 x 1,105 / 650	2,030 x 1,105 / 650	2,030 x 1,105 / 650
Fridge volume / of which freezer compartment (l)	133 / 12	133 / 12	133 / 12	133 / 12
Heating system	Truma Combi 6	Truma Combi 6	Truma Combi 6	Truma Combi 6
Fresh water volume (l) ⁵²⁾	150	150	150	150
Waste water volume (l)	140	140	140	140
Battery capacity (Ah)	80	80	80	80
230 V / 12 V / USB sockets	5 / 2 / 2	5 / 1 / 1	5 / 2 / 2	5 / 1 / 1
Article no.	110130	110550	110131	110551

* Optional weight increase

** In conjunction with special equipment

²⁾ Total vehicle width is the measurement from exterior wall to exterior wall (wheel arches on the side, for Fiat Ducato / Mercedes-Benz Sprinter approx.: + 70 mm)



Fiat Ducato models with 8G automatic torque converter as standard



Please carefully read the legal notes concerning weight-related information on pages 3-6 before concluding the contract!



Alternatively, you can scan the QR code, and you will also receive all of the important information on the subject of weight!



lightweight 3.5 t



comfort 4.2 t

	I 145 RB-LE superior			
	lightweight 3.5 t		comfort 4.2 t	
	Fiat Ducato	Mercedes-Benz Sprinter	Fiat Ducato	Mercedes-Benz Sprinter
Transmission	8G automatic torque converter	6-speed manual transmission	8G automatic torque converter	6-speed manual transmission
Standard chassis	AL-KO low frame 35 special light	AL-KO low frame special light 315 CDI	AL-KO low frame 40 heavy	AL-KO low frame heavy 415 CDI
Case engine	Diesel 2.2 l (140 HP / 103 kW)	Diesel 2.0 l (150 HP / 110 kW)	Diesel 2.2 l (180 HP / 132 kW)	Diesel 2.0 l (150 HP / 110 kW)
Length/width/height (mm) ^{1) 2) 3)}	7,040 / 2,270 / 2,920	7,180 / 2,270 / 2,950	7,040 / 2,270 / 2,920	7,180 / 2,270 / 2,950
Wheel base (mm)	3800	3900	3800	3900
Double floor height / Double floor storage compartment (mm)	220 / 460	220 / 460	220 / 460	220 / 460
Headroom in living area (mm)	1980	1980	1980	1980
Rear garage interior height (mm)	1200	1200	1200	1200
Door width / height rear garage at passenger side (mm)	1,050 x 1,140	1,050 x 1,140	1,050 x 1,140	1,050 x 1,140
Door width / height, rear garage at passenger side (mm)	1,050 x 1,140	1,050 x 1,140	1,050 x 1,140	1,050 x 1,140
Technically permissible gross vehicle weight (kg) ⁹⁾	3500	3500	4,250 / 4,500*	4,200 / 4,500*
Weight in running order (kg) ⁶⁾	3,063 (2,910 - 3,216)	3,007 (2,857 - 3,157)	3,093 (2,938 - 3,248)	3,057 (2,904 - 3,210)
Weight of additional equipment in series production specified by the manufacturer (kg) ⁷⁾	67	122	786	771
Max. towed load (kg) ¹⁰⁾	2000	2000	1800	2000
Max. number of seats with 3-point safety belt while driving (standard / optional) ⁵⁾	4	4	4	4
Sleeping berths (standard / optional)	4 / 5	4 / 5	4 / 5	4 / 5
Rear bed dimensions (mm)	2,000 / 1,900 x 850	2,000 / 1,900 x 850	2,000 / 1,900 x 850	2,000 / 1,900 x 850
Drop-down bed dimensions (mm)	1,950 x 1,600	1,950 x 1,600	1,950 x 1,600	1,950 x 1,600
Seating area bed conversion dimensions (mm)	2,030 x 1,105 / 650	2,030 x 1,105 / 650	2,030 x 1,105 / 650	2,030 x 1,105 / 650
Fridge volume / of which freezer compartment (l)	133 / 12	133 / 12	133 / 12	133 / 12
Heating system	Truma Combi 6	Truma Combi 6	Truma Combi 6	Truma Combi 6
Fresh water volume (l) ⁵²⁾	150	150	150	150
Waste water volume (l)	140	140	140	140
Battery capacity (Ah)	80	80	80	80
230 V / 12 V / USB sockets	5 / 2 / 2	5 / 1 / 1	5 / 2 / 2	5 / 1 / 1
Article no.	110132	110552	110133	110553

* Optional weight increase

** In conjunction with special equipment

²⁾ Total vehicle width is the measurement from exterior wall to exterior wall (wheel arches on the side, for Fiat Ducato / Mercedes-Benz Sprinter approx.: + 70 mm)



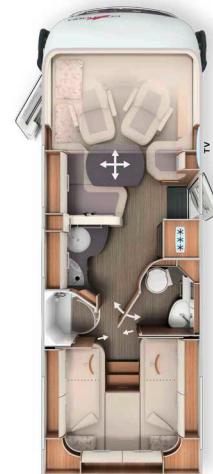
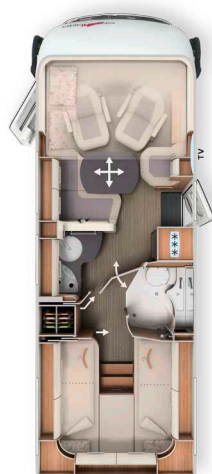
Fiat Ducato models with 8G automatic torque converter as standard



Please carefully read the legal notes concerning weight-related information on pages 3-6 before concluding the contract!



Alternatively, you can scan the QR code, and you will also receive all of the important information on the subject of weight!



	I 148 KB-LE comfort 4.2 t		I 149 RB-LE comfort 4.2 t	
	Fiat Ducato	Mercedes-Benz Sprinter	Fiat Ducato	Mercedes-Benz Sprinter
Transmission	8G automatic torque converter	6-speed manual transmission	8G automatic torque converter	6-speed manual transmission
Standard chassis	AL-KO low frame 40 heavy	AL-KO low frame heavy 415 CDI	AL-KO low frame 40 heavy	AL-KO low frame heavy 415 CDI
Case engine	Diesel 2.2 l (180 HP / 132 kW)	Diesel 2.0 l (150 HP / 110 kW)	Diesel 2.2 l (180 HP / 132 kW)	Diesel 2.0 l (150 HP / 110 kW)
Length/width/height (mm) ^{1) 2) 3)}	7,390 / 2,270 / 2,920	7,520 / 2,270 / 2,950	7,395 / 2,270 / 2,920	7,520 / 2,270 / 2,950
Wheel base (mm)	4143	4243	4143	4243
Double floor height / Double floor storage compartment (mm)	220 / 460	220 / 460	220 / 460	220 / 460
Headroom in living area (mm)	1980	1980	1980	1980
Rear garage interior height (mm)	1200	1200	1200	1200
Door width / height rear garage at passenger side (mm)	1,050 x 1,140	1,050 x 1,140	1,050 x 1,140	1,050 x 1,140
Door width / height, rear garage at passenger side (mm)	1,050 x 1,140	1,050 x 1,140	1,050 x 1,140	1,050 x 1,140
Technically permissible gross vehicle weight (kg) ⁹⁾	4,250 / 4,500*	4,200 / 4,500*	4,250 / 4,500*	4,200 / 4,500*
Weight in running order (kg) ⁶⁾	3,263 (3,100 - 3,426)	3,257 (3,094 - 3,420)	3,273 (3,109 - 3,437)	3,267 (3,104 - 3,430)
Weight of additional equipment in series production specified by the manufacturer (kg) ⁷⁾	611	566	601	555
Max. towed load (kg) ¹⁰⁾	1800	2000	1800	2000
Max. number of seats with 3-point safety belt while driving (standard / optional) ⁵⁾	4 / 5 ¹⁵⁾	4 / 5 ¹⁵⁾	4 / 5 ¹⁵⁾	4 / 5 ¹⁵⁾
Sleeping berths (standard / optional)	4 / 5	4 / 5	4 / 5	4 / 5
Rear bed dimensions (mm)	2,000 / 1,900 x 850	2,000 / 1,900 x 850	2,000 / 1,900 x 850	2,000 / 1,900 x 850
Drop-down bed dimensions (mm)	1,950 x 1,600	1,950 x 1,600	1,950 x 1,600	1,950 x 1,600
Seating area bed conversion dimensions (mm)	1,920 x 1,125 / 650	1,920 x 1,125 / 650	1,920 x 1,125 / 650	1,920 x 1,125 / 650
Fridge volume / of which freezer compartment (l)	153 / 29	153 / 29	153 / 29	153 / 29
Heating system	Truma Combi 6	Truma Combi 6	Truma Combi 6	Truma Combi 6
Fresh water volume (l) ⁵²⁾	150	150	150	150
Waste water volume (l)	140	140	140	140
Battery capacity (Ah)	80	80	80	80
230 V / 12 V / USB sockets	5 / 2 / 2	5 / 1 / 1	5 / 2 / 2	5 / 1 / 1
Article no.	110160	110560	110170	110570

* Optional weight increase

** In conjunction with special equipment

²⁾ Total vehicle width is the measurement from exterior wall to exterior wall (wheel arches on the side, for Fiat Ducato / Mercedes-Benz Sprinter approx.: + 70 mm)



Fiat Ducato models with 8G automatic torque converter as standard



Please carefully read the legal notes concerning weight-related information on pages 3-6 before concluding the contract!



Alternatively, you can scan the QR code, and you will also receive all of the important information on the subject of weight!



	I 150 RB-QB comfort 4.2 t	
	Fiat Ducato	Mercedes-Benz Sprinter
Transmission	8G automatic torque converter	6-speed manual transmission
Standard chassis	AL-KO low frame 40 heavy	AL-KO low frame heavy 415 CDI
Case engine	Diesel 2.2 l (180 HP / 132 kW)	Diesel 2.0 l (150 HP / 110 kW)
Length/width/height (mm) ^{1) 2) 3)}	7,480 / 2,270 / 2,920	7,610 / 2,270 / 2,950
Wheel base (mm)	4143	4243
Double floor height / Double floor storage compartment (mm)	220 / 460	220 / 460
Headroom in living area (mm)	1980	1980
Rear garage interior height (mm)	1,120 / 1,240**	1,120 / 1,240**
Door width / height rear garage at passenger side (mm)	1,050 x 1,100	1,050 x 1,100
Door width / height, rear garage at passenger side (mm)	1,050 x 1,100	1,050 x 1,100
Technically permissible gross vehicle weight (kg) ⁹⁾	4,250 / 4,500*	4,200 / 4,500*
Weight in running order (kg) ⁶⁾	3,263 (3,100 - 3,426)	3,257 (3,094 - 3,420)
Weight of additional equipment in series production specified by the manufacturer (kg) ⁷⁾	610	565
Max. towed load (kg) ¹⁰⁾	1800	2000
Max. number of seats with 3-point safety belt while driving (standard / optional) ⁵⁾	4 / 5 ¹⁵⁾	4 / 5 ¹⁵⁾
Sleeping berths (standard / optional)	4 / 5	4 / 5
Rear bed dimensions (mm)	1,950 x 1,450	1,950 x 1,450
Drop-down bed dimensions (mm)	1,950 x 1,600	1,950 x 1,600
Seating area bed conversion dimensions (mm)	1,920 x 1,125 / 650	1,920 x 1,125 / 650
Fridge volume / of which freezer compartment (l)	153 / 29	153 / 29
Heating system	Truma Combi 6	Truma Combi 6
Fresh water volume (l) ⁵²⁾	150	150
Waste water volume (l)	140	140
Battery capacity (Ah)	80	80
230 V / 12 V / USB sockets	5 / 2 / 2	5 / 1 / 1
Article no.	110180	110580

* Optional weight increase

** In conjunction with special equipment

*** The I 150 RB-QB layout variant is available from December 2024

²⁾ Total vehicle width is the measurement from exterior wall to exterior wall (wheel arches on the side, for Fiat Ducato / Mercedes-Benz Sprinter approx.: + 70 mm)

Article no.		216061	216034	216066	216036
Basic Plus package	Weight	lightweight 3.5 t		comfort 4.2 t	
		Fiat	Mercedes	Fiat	Mercedes
	kg	EUR	EUR	EUR	EUR
Chassis options					
Wheel trims		-	80	-	80
Carthago wheel trims		80	-	80	-
Tempmatik semi-automatic air conditioning system ³³⁾		-	3,040	-	3,040
Cruise control		Standard	540	Standard	540
Charge booster ⁴⁷⁾		210	210	210	210
Front axle with increased load bearing capacity		-	490	-	490
92-litre fuel tank		-	-	-	480
90-litre fuel tank		-	-	120	-
Leather steering wheel with multifunctional buttons option (incl. leather gear stick for manual transmission)		-	450	-	450
Instrument cluster with colour display		-	570	-	570
Rain sensor		-	230	-	230
Electric handbrake		-	570	-	570
Comfortable cab seats with tilt and height adjustment (front/rear)		-	-	580	580
Comfort driver's seat with tilt and height adjustment, passenger's seat with tilt adjustment		430	430	-	-
Pre-wiring for radio with roof antenna with DAB+, speakers (4 x) ^{54) 88)}		450	450	450	450
Pioneer 6.8" radio / moniceiver incl. DAB+ ⁸⁰⁾		650	-	650	-
MBUX 10.2" multimedia system incl. sat nav and DAB+ ⁵¹⁾		-	4,490	-	4,490
Traffic sign assist		-	430		430
Main cabin options					
Midi-Heki skylight with LED spotlights above the L-shaped lounge seating area		690	690	690	690
Large scooter garage door on driver's side		580	580	580	580
XL habitation door "premium two 2.0" (width 63 cm) with double locking, window and anti-insect blind		530	530	530	530
90 Ah lithium-ion battery incl. battery computer instead of 80 Ah gel battery ¹⁰⁶⁾		890	890	-	-
SOG toilet ventilation ¹⁰⁷⁾		370	370	370	370
Waste water hose set for convenient disposal		-	-	120	120
USB socket in overhead storage cabinet above rear bed		110	110	110	110
Pre-wiring for electric extractor hood		-	-	240	240
Pre-wiring for solar system		-	-	240	240
Pre-wiring for satellite system		-	-	240	240
Pre-wiring for reversing camera (single lens)		-	-	240	240
Total price of individual options		4,990	15,150	5,450	15,970
Package price		4,090	12,310	4,450	13,010
Your savings		900	2,840	1,000	2,960
Package weight in kg		14	34,5	60	82
SURCHARGE Pioneer 9" multimedia system incl. sat nav, motorhome route guidance, DAB+ ¹⁹⁾	1	910	-	910	-
SURCHARGE Fiat 10.1" multimedia system incl. sat nav, motorhome route guidance and DAB+*	1	1,450	-	1,450	-

* Only in conjunction with Chassis Plus package for Fiat

Article no.

216286

Chassis Plus package Fiat	Weight	
	kg	EUR
Leather steering wheel and gear lever		310
Dashboard finish: Ventilation grille in chrome		240
Fiat 16-inch alloy wheels for f40 heavy chassis / f35 in conjunction with 8-speed automatic torque converter		950
Multi-functional steering wheel (radio remote control via control buttons)		310
Driver's cab automatic air conditioning ³³⁾		540
Inductive mobile phone charging tray		340
Digital instrument cluster with colour display in dashboard ¹⁰⁴⁾		360
Total price of individual options		3,050
Package price	-7	2,900
Your savings		150

Article no.

216270

Chassis Plus package for Mercedes	Weight	
	kg	EUR
9-speed TRONIC automatic transmission incl. hold function		3,490
Engine variant 170 HP / 125 kW, Euro VI E (only in conjunction with automatic transmission) ⁹⁹⁾		2,990
16-inch alloy wheels (black) with all-weather tyres ³²⁾		1,500
THERMOTRONIC fully automatic air conditioning system		670
Total price of individual options		8,650
Package price	13	8,260
Your savings		390

Article no.

216502

Preparation kit (only for lightweight 3.5 t)*	Weight	
	kg	EUR
Pre-wiring for electric extractor hood		240
Pre-wiring for solar system		240
Pre-wiring for satellite system		240
Pre-wiring for reversing camera (single lens)		240
Total price of individual options		960
Package price	4.5	750
Your savings		210

* Recommended, already in Basic Plus Package on comfort 4.2 t models

Article no.

216401

Exterior Design package*	Weight	
	kg	EUR
Carthago Full LED headlights (dipped and high beam)		2,300
Fog lights with chrome detail		350
Additional "exterior line" exterior graphics		530
"Liner" engine hood design - visual windscreen extension		180
Total price of individual options		3,360
Package price	4.5	2,920
Your savings		440

*Not available for c-tourer I 145 RB-LE superior model

Article no.

212321

Mercedes-Benz Driver's Assistance package * ⁵⁶⁾	Weight	
	kg	EUR
DISTRONIC active distance assist		✓
Active lane departure warning system		✓
Tyre pressure control system		✓
Package price	0	880

* Only in conjunction with Chassis Plus package. Active brake assistant and active driver drowsiness detection included as standard

Article no.		212009	212011	212012
Media package	Weight	24": 141 KB-LE, 143 KB-LE	32": 145 RB-LE	32": 148 KB-LE, 149 RB-LE, 150 RB-QB
	kg	EUR	EUR	EUR
Reversing camera system with single lens and 7" colour monitor at side of dashboard		1,150	1,150	1,150
32" TV pull-out system in side bench seat ³⁶⁾		-	-	710
24"TV pull-out system for TV cabinet in lounge seating area ³⁶⁾		710	-	-
32" TV wall bracket in the entrance area, rotatable by 180° ³⁶⁾		-	710	-
24" Smart LED TV ³⁹⁾		1,460	-	-
32" Smart LED TV ³⁹⁾		-	1,980	1,980
Total price of individual options		3,320	3,840	3,840
Package price		2,290	2,790	2,790
Your savings		1,030	1,050	1,050
Package weight in kg		16	13	10.5
SURCHARGE for 143 KB-LE: Designer TV cabinet with 32" Smart LED TV instead of 24" ³⁹⁾	5.5	840	-	-
SURCHARGE Reversing camera with double lens and shutter instead of single lens ⁸³⁾	1	690	690	690
SURCHARGE Teleco Flatsat Classic 85 satellite system with CI Slot ^{12) 23)}	15	2,970	2,970	2,970

Article no.		210730
Kitchen / Coffee package*	Weight	
	kg	EUR
Voltage transformer for 12 V to 230 V, 1,800 Watts, mains priority circuit* ¹⁰³⁾		1,950
Capsule coffee machine with connecting kit incl. pull-out system		320
Total price of individual options		2,270
Package price	11	1,930
Your savings		340

*Only in conjunction with second habitation battery (gel) or lithium

Article no.		810632
Living Comfort package Standard for comfort 4.2 t	Weight	141 KB-LE 143 KB-LE 145 RB-LE
	kg	EUR
Pull-out lightweight access steps including lying surface extension with additional cushion		✓
Multifunctional sink cover to extend the work surface, can also be mounted on the wall		✓
Shelving beneath lengthways single beds		✓
Package price	6	650

Article no.		210580	210586	210584
Sleeping area TV package	Weight	141 KB-LE, 143 KB-LE, 148 KB-LE, 149 RB-LE	145 RB-LE comfort 4.2 t*	150 RB-QB
	kg	EUR	EUR	EUR
TV cabinet in sleeping area with special TV pull-out system ³⁶⁾		920	-	
24" Smart LED TV in sleeping area ^{23) 39)}		1,460	-	
24" LED TV in sleeping area including swivel TV bracket		-	1,930	
Additional TV connection in sleeping area		-	340	
Pre-wiring for TV connection incl. cable set in canopy and cover panel ³⁶⁾		-	-	290
24" Smart LED TV in sleeping area incl. TV bracket, contact switch ^{23) 39) 86)}		-	-	1,950
Total price of individual options		2,380	2,270	2,240
Package price		1,640	1,550	1,550
Your savings		740	720	690
Package weight in kg		12.5	n.a.	6.5
SURCHARGE Teleco Flatsat Easy Skew Smart 90 satellite system / twin LNB for second TV ^{12) 23)}	16.5	3,150	3,150	3,150

* Available from April 2025

Article no.	210805	216005
ALDE Polar package	Fiat: 148 KB-LE, 149 RB-LE, 150 RB-QB	Mercedes: 148 KB-LE, 149 RB-LE, 150 RB-QB
	EUR	EUR
Insulating mat for front and side windows, outside	460	460
Insulating mat for driver's cab foot well, inside	210	-
Insulating double-glazing in side windows / door windows in driver's cab	1,150	1,150
Alde hot water heater, 230 V / gas operation with booster in driver's cab	3,400	3,400
Alde heat exchanger (uses engine heat)	1,180	1,180
Total price of individual options	6,400	6,190
Package price	4,900	4,690
Your savings	1,500	1,500
Package weight in kg	83.5	82.5

Article no.		€ incl. 19% VAT	kg	1'141 KB-LE lightweight 3.5 t	1'141 KB-LE comfort 4.2 t	1'143 KB-LE lightweight 3.5 t	1'143 KB-LE comfort 4.2 t	1'145 RB-LE lightweight 3.5 t	1'145 RB-LE comfort 4.2 t	1'148 KB-LE comfort 4.2 t	1'149 RB-LE comfort 4.2 t	1'150 RB-QB comfort 4.2 t
Fiat Ducato chassis												
310051	140 HP / 103 kW engine, Euro 6e, f35 light, 8-speed automatic torque converter ⁶⁷⁾ ⁶⁸⁾	Standard	-	X	-	X	-	X	-	-	-	-
310055	180 HP / 132 kW engine, Euro 6e, f35 light, 8-speed automatic torque converter ⁶⁷⁾ ⁶⁸⁾	4,510	-	O	-	O	-	O	-	-	-	-
310071	180 HP / 132 kW engine, Euro VIe, f40 heavy, 8-speed automatic torque converter ¹⁰⁾ ⁶⁷⁾	Standard	-	-	X	-	X	-	X	X	X	X
311810	Reinforced front axle springs for optimal ride comfort ⁵⁷⁾	620	-	O	O	O	O	O	O	O	O	O
311815	AL-KO "ACS" High Performance front axle spring strut ⁵⁷⁾	1,490	-	O	O	O	O	O	O	O	O	O
310467	Load increase from 4,250 kg to 4,500 kg with Fiat Ducato f40 heavy	340	-	-	O	-	O	-	O	O	O	O
310605	90-litre fuel tank	120	23	O	●	O	●	O	●	●	●	●
Mercedes-Benz Sprinter chassis												
310467	Gross vehicle weight increased from 4,200 kg to 4,500 kg	340	-	-	-	-	O	-	O	O	O	O
410011	Entrance step, driver's cab access, electric retraction and extension (recommended)	580	7	-	-	O	O	O	O	O	O	O
310611	92-litre fuel tank capacity	480	24.5	-	-	O	●	O	●	●	●	●
Further chassis options												
330023	Driver's cab seats with tilt and height adjustment (front/rear) ¹¹⁾	150	2.5	O	●	O	●	O	●	●	●	●
331620	Fog lights	350	1	●	●	●	●	●	●	●	●	●
331611	Carthago full LED headlights (dipped and high beam) [standard on superior]	2,300	3	●	●	●	●	●	●	●	●	●
311400	Removable tow bar	1,900	38	O	O	O	O	O	O	O	O	O
311430	Removable tow bar in conjunction with Pedelec scooter garage	2,290	41	-	-	-	-	-	-	-	-	O
311300	Wind-down rear steadies to prevent swaying when stationary	440	10	O	O	O	O	O	O	O	O	O

Article no.		€ incl. 19% VAT	kg	I 141 KB-LE lightweight 3.5 t	I 141 KB-LE comfort 4.2 t	I 143 KB-LE lightweight 3.5 t	I 143 KB-LE comfort 4.2 t	I 145 RB-LE lightweight 3.5 t	I 145 RB-LE comfort 4.2 t	I 148 KB-LE comfort 4.2 t	I 149 RB-LE comfort 4.2 t	I 150 RB-QB comfort 4.2 t
Habitation exterior												
410121	Central locking for XL habitation door "premium two 2.0" and drivers cabin door	460	0.5	○	○	○	○	○	○	○	○	○
410150	Additional security locks for driver's cab door and main cabin door	710	2	○	○	○	○	○	○	○	○	○
410500	Roof awning aluminium cassette, grey canvas, length: 3.5 m	1,630	35	○	-	○	-	○	-	-	-	-
410520	Roof awning aluminium cassette, grey canvas, length: 4.0 m	1,750	39	○	○	○	○	○	○	○	○	○
410560	Roof awning aluminium cassette, grey canvas, length: 4.5 m	1,870	42.5	○	○	○	○	○	○	○	○	○
410580	Roof awning aluminium cassette, grey canvas, length: 5.0 m	2,100	50	-	-	-	-	-	-	○	○	○
410660	Insulating mat for front and side windows, outside	460	6.5	○	○	○	○	○	○	●	●	●
410700	Insulating double glazing in side windows / door windows in driver's cab	1,150	10.5	○	○	○	○	○	○	●	●	●
410114	Patented Pedelec scooter garage, loading height of up to 124 cm ⁴²⁾ ⁶⁶⁾	590	11	-	-	-	-	-	-	-	-	○
410925	Push-in and transport system for 2 Pedelecs / E-bikes ⁷¹⁾	730	28.5	-	-	-	-	-	-	-	-	○
410270	Double floor storage compartment including recess with external access behind the main cabin door	900	8.5	○	X	○	X	○	X	X	X	X
410785	Mini-Heki skylight in driver's cab / drop-down bed	350	3	○	○	○	○	○	○	○	○	○
410850	Electric extractor hood above kitchen area ²²⁾	520	2.5	○	○	○	○	○	○	○	○	○
Electrical system												
510020	Additional 80 Ah gel habitation battery in existing battery centre	540	26	-	○	-	○	-	○	○	○	○
510056	90 Ah lithium-ion battery incl. battery computer instead of 80 Ah gel battery ¹⁰⁶⁾	890	-14.5	●	○	●	○	●	○	○	○	-
510057	150 Ah lithium-ion battery including battery computer and separate touch display (replaces 90 Ah lithium-ion battery)	1,520	5	○	-	○	-	○	-	-	-	-
510053	Lithium ion battery 150 Ah incl. battery computer and separate touch display ⁵⁵⁾	2,410	-9.5	-	○	-	○	-	○	○	○	○
510081	Solar system: 2 x 110 Watt ¹²⁾	1,990	16,5	○	○	○	○	○	○	○	○	○
510180	Inverter for 12 V to 230 V, 1,800 Watts with mains priority circuit ¹⁰³⁾ ¹¹⁰⁾	1,950	8	●	●	●	●	●	●	●	●	●
510255	Socket package with additional sockets (3 x 230 V, 2 x USB) ⁴⁵⁾	490	2.5	○	○	○	○	○	○	○	○	○
510201	Carthago Security alarm system ³⁵⁾	1,420	3	○	○	○	○	○	○	○	○	○
Gas Water Miscellaneous												
610020	Truma DuoControl CS ⁷³⁾	440	3	○	○	○	○	○	○	○	○	○
610021	Gas filter for Truma DuoControl CS (recommended) ⁹⁵⁾	220	0.5	○	○	○	○	○	○	○	○	○
610045	Convenient gas bottle pull-out system (only in conjunction with Truma DuoControl CS)	650	6	○	○	○	○	-	-	-	-	-
610140	Hot / cold exterior shower in scooter garage on passenger's side	350	2.5	○	○	○	○	○	○	○	○	○
610480	Scooter garage upgrade with needle felt, luggage nets	350	4.5	○	○	○	○	○	○	○	○	○
610500	Aluminium chequered floor for scooter garage ⁶⁶⁾	180	11	○	○	○	○	○	○	○	○	○
Kitchen Appliances												
550081	Tec-Tower 153-litre fridge combination with separate gas oven ⁷⁵⁾	880	16.5	-	-	-	-	-	-	○	○	○
550067	Gas oven with grill function in kitchen base unit ³⁷⁾	1,060	8.5	○	○	○	○	○	○	○	○	○
550287	Capsule coffee machine with connecting kit incl. pull-out system	320	3	●	●	●	●	●	●	●	●	●
Heating Air conditioning												
650040	Truma Combi 6E (additional electric heating element 2 x 900 Watt / 230 V) ⁶³⁾	740	1	○	○	○	○	○	○	○	○	○
650230	Alde warm water heater, 230 V / gas operation with booster in drivers cabin ⁶³⁾ ¹¹³⁾	3,400	56	-	-	-	-	-	-	●	●	●
650240	Alde heat exchanger (use of engine heat) ⁶⁵⁾	1,180	9.5	-	-	-	-	-	-	●	●	●

Article no.		€ incl. 19% VAT	kg	I 141 KB-LE lightweight 3.5 t	I 141 KB-LE comfort 4.2 t	I 143 KB-LE lightweight 3.5 t	I 143 KB-LE comfort 4.2 t	I 145 RB-LE lightweight 3.5 t	I 145 RB-LE comfort 4.2 t	I 148 KB-LE comfort 4.2 t	I 149 RB-LE comfort 4.2 t	I 150 RB-QB comfort 4.2 t
Multimedia												
710029	Pioneer 9" multimedia system incl. sat nav, motorhome route guidance, DAB+ (Fiat Ducato) ¹⁹⁾	1,560	3	○	○	○	○	○	○	○	○	○
710160	Reversing camera system with single lens, including 7" colour monitor ⁸²⁾	1,150	0.5	●	●	●	●	●	●	●	●	●
710180	Reversing camera system with double lens, shutter including 7" colour monitor ⁸³⁾	1,840	1	○	○	○	○	○	○	○	○	○
710501	32" TV wall bracket in the entrance area, rotatable by 180° ³⁶⁾	710	4.5	-	-	-	-	●	●	-	-	-
710503	32" TV pull-out system in side bench seat ³⁶⁾	710	2	-	-	-	-	-	-	●	●	●
710506	24" TV pull-out system for TV cabinet in lounge seating area ³⁶⁾	710	11	●	●	●	●	-	-	-	-	-
710547	24" Smart LED TV for TV pull-out system / TV bracket ³⁹⁾	1,460	5	●	●	●	●	-	-	-	-	-
710548	32" Smart LED TV for TV pull-out system ³⁹⁾	1,980	8	-	-	-	-	●	●	●	●	●
710481	TV cabinet in sleeping area with TV pull-out system and connection set ³⁶⁾	920	8.5	●	●	●	●	-	-	●	●	-
910460	Additional TV connection in sleeping area ²⁵⁾ ³⁶⁾	340	1.5	●	●	●	●	●	●	●	●	-
710477	Pre-wiring for TV connection in sleeping area incl. cable set and cover panel	290	1	-	-	-	-	-	-	-	-	●
710474	24" Smart LED TV in sleeping area including swivel TV bracket (available from April 2025)	1,930	n.a.	-	-	-	-	-	●	-	-	-
710472	24" Smart LED TV in sleeping area, TV cabinet or washroom rear wall ²³⁾ ²⁵⁾ ³⁹⁾ ⁸⁷⁾	1,460	4	●	●	●	●	-	-	●	●	-
710478	24" Smart LED TV in sleeping area incl. TV bracket, power contact switch, TV signal ²³⁾ ³⁹⁾ ⁸⁶⁾	1,950	5.5	-	-	-	-	-	-	-	-	●
710575	Service camera at waste water tank outlet pipe ⁸⁵⁾ ¹⁰⁰⁾	570	0.5	○	○	○	○	○	○	○	○	○
Satellite systems												
750041	Teleco Flatsat Classic 85 satellite system with CI slot ¹²⁾ ²³⁾	3,450	15	○	○	○	○	○	○	○	○	○
750046	Teleco Flatsat Easy Skew Smart 90 / Twin LNB for second TV ¹²⁾ ²³⁾	3,810	16.5	○	○	○	○	○	○	○	○	○
Interior												
810027	Casablanca 1 world of style ⁷⁷⁾	690	-	-	-	-	-	-	-	○	○	○
810030	nuovo world of style [standard on superior]	690	-	-	-	○	○	○	○	-	-	-
810100	Carpet for living area	370	7.5	○	○	○	○	○	○	○	○	○
810120	Carpet for driver's cab area	190	2	○	○	○	○	○	○	○	○	○
810580	Lounge seating area can be converted into a sleeping area ⁶⁹⁾	590	7.5	-	-	○	○	○	○	○	○	○
810610	Solid wood sliding door in front of bedroom	410	5.5	-	-	-	-	○	X	X	X	-
810680	5th seat in side bench seat with 3-point seat belt ⁵⁾	1,030	10	-	-	-	-	-	-	○	○	○
810726	Waterproof shower mat in same design as living area floor	230	3.5	-	-	○	○	-	-	○	-	-
Weight-reducing special equipment												
810440	Drop-down bed omitted, replaced with all-around overhead storage compartments in driver's cab	660	-16	○	○	○	○	○	○	○	○	○
810430	Quality mattress for drop-down bed omitted (available from December 2024) ⁷²⁾	0	-8	○	-	○	-	○	-	-	-	-
810900	Open shelves instead of all-around overhead storage compartments in rear area for load reduction (available from January 2025)	60	-14	○	-	○	-	○	-	-	-	-
810260	Rear bed with Carawinx sprung base instead of slatted frame	570	-2	○	○	○	○	○	○	○	○	○
Living area upholstery												
850600	Barcelona 23/Antara - fabric combination ¹¹²⁾	Standard	-	X	X	X	X	X	X	X	X	X
850610	Venezia/Antara fabric combination ¹¹²⁾	Standard	-	X	X	X	X	X	X	X	X	X
850620	Cambridge 25/Antara fabric combination ¹¹²⁾	Standard	-	X	X	X	X	X	X	X	X	X
850304	London 25 fabric combination	Standard	-	X	X	X	X	X	X	X	X	X
850314	Paris fabric combination	420	-	○	○	○	○	○	○	○	○	○
850640	Davos/textile leather fabric combination	420	1	○	○	○	○	○	○	○	○	○
850710	Ivory part leather/leather fabric combination	1,490	2	○	○	○	○	○	○	○	○	○
850720	Macchiato 23 part leather/leather fabric combination ¹¹²⁾	1,490	2	○	○	○	○	○	○	○	○	○
850690	Ivory leather	3,680	3	○	○	○	○	○	○	○	○	○
850730	Sand leather ¹¹²⁾ *	3,680	3	○	○	○	○	-	-	○	○	○
850740	Macchiato leather	3,680	3	○	○	○	○	○	○	○	○	○
850501	World of sleeping & décor set: decorative cushions, bed throw, fitted sheet set ²⁶⁾	410	3.5	○	○	○	○	○	○	○	○	○

* Not possible in conjunction with Casablanca 1 world of style

The new SMART LINER

The C2-tourer combines maximum comfort with low weight. The unique SMART LINER – also available in the 3.5 t class

SMART
LINER

The Lightweight Premium Class:



- lightweight 3.5 t models with permissible gross vehicle weight of 3,500 kg and 4 allowed seats
- Innovative lightweight construction enables practical equipment in the 3.5 t class

Double floor with huge, heated storage compartment:



- Usable height up to 55.5 cm
- Exterior access via several large hatches. Convenient interior access via the seat bench cover of the L-shaped lounge seating area and the swing-up side seat bench and large living area floor hatches
- Large, central through-loading space (interior height 22 cm) with extra-low double floor storage compartment (usable height 46 cm), conveniently loadable through the XL habitation door via a large, self-supporting living area floor hatches
- Entire double floor heated with climate storage function

AL-KO low frame Carthago special / special light:



- Permissible gross vehicle weight 3.5 t to 4.5 t

Carthago body concept for Liner premium class:



- High-stability chassis connection using frame members (roof-wall / floor-wall)
- Entirely wood-free construction with water-repellent RTM hard foam insulating core
- Interior walls and inside of roof made from aluminium
- Micro-fibre climate-regulating wall covering

basic vehicle

Mercedes-Benz Sprinter with AL-KO low frame

- Engine: 2.0 l diesel with Adblue (22 l), 150 HP / 110 kW, 4 cylinders, 330 Nm, Euro VI E, 6-speed transmission, front-wheel drive
- AL-KO low frame Carthago special light (lightweight 3.5 t models)
- AL-KO low frame Carthago special (comfort 4.2 t models)
- All-weather tyres (M+S)
- Start / Stop system
- Keyless Start incl. Start/Stop button
- Driver / passenger airbag ¹⁾
- Side wind assistant, Hillholder, ABS, ASR, EBV, ESP
- Active Brake Assist and Active Attention Assist
- Driver and passenger cup holders, glove compartment on passenger's side
- Hinged lid for storage compartment
- Automatic driving light control
- Mercedes-Benz emergency call system, breakdown management
- Fleece battery 12 V / 92 Ah
- 65-litre fuel tank
- 16-inch steel wheels
- Dipped headlights with LED technology
- LED daytime driving lights
- Mud flaps on front and rear axle
- Pre-wiring (cable set) for main cabin door central locking system
- Electric hot air auxiliary heating in driver's cab
- Fix & Go repair kit
- "Carthago best view" bus mirror system in black, adjustable and heatable

Liner premium-class body construction

- 10-year water ingress guarantee
- Wood-free bodywork with GRP roof and floor covering
- Roof/wall connection via curved roof and frame member
- Roof system rails at side with rainwater deflection function
- Side and rear walls with aluminium on the interior and exterior
- RTM hard foam insulating core in roof, floor and side wall
- Floor to side wall connection using aluminium frame member bonded over its entire surface with additional cold stop
- Total wall and roof thickness, 38 mm
- Exterior hatches made from original "Carthago Isoplus" side wall material
- Internal/external flap seal, outer seal as water spray protection
- Exterior hatches and main cabin door with internal hinges
- Fuel tank flap flush-mounted in side wall
- Segmented side skirts made from aluminium profile
- Dynamic design rear
- Carthago rear lights with Carthago "C" branding in LEDs
- Seitz S4 habitation window, double frame with insulated glazing and no thermal bridge, insect screen blind and pleated blackout blind
- LED exterior light above main cabin door with rain deflector
- Electrically extending entrance step for main cabin door with warning buzzer

Cab

- Dashboard sloping steeply towards front (view of road surface 3.77 m)
- Pleated windscreen blind with insulating honeycomb structure
- Pleated blackout blinds behind side windows (operated from the side)
- Front mask in GRP, with double-shell insulation
- Driver's cab door with security double locking, electric windows, rain gutter
- Soundproofing for engine compartment
- Aguti "Roadliner" driver's and passenger's comfort seats with Carthago label, in same material as living area, rotatable, with integrated seat belts and padded armrests
- Dashboard with practical sideboard
- Leather-covered bottom panelling for drop-down bed including sun visors, LED spotlights and storage compartments at the side

Double floor storage compartment

- Usable height up to 55.5 cm
- Through-loading storage compartment with lighting and heating
- Outside access via several large hatches
- Interior access via the L-shaped lounge seating area with patented fitting, swing-up side seat bench and via the large living area floor hatches in the entrance and kitchen area
- Central through-loading space (interior height 22 cm) with low double floor storage compartment (usable height 46 cm)

Large scooter garage

- Scooter garage load capacity up to 350 kg
- Large garage door on passenger's side, additional door on driver's side
- Garage floor with GRP on top and bottom, anti-slip coating
- With all-around frost-proof insulation and heating
- Lashing system via aluminium support beam, including eight lashing eyes

Interior design

- Casablanca 2 world of style: noble cherry furniture finish with large overhead cabinet fronts in bicolour look in high-gloss ivory combined with modern accents in anthracite black

Living area

- Inside of walls and roof with microfibre, climate-regulating wall lining
- L-shaped lounge seating area with side bench seat
- 360° living area table, rotatable using a foot pedal and movable in two directions
- Swivel-out shoe cabinet with holding system in base of bench seat, including LED accent light
- Seat padding with multilayer premium foam core and back support function
- "Durafix" double connecting technology: furniture parts screwed together and mortised
- Hatches with soft closing mechanism
- Curtain system including removable decorative curtain

Kitchen

- Kitchen countertop as visual room divider and additional worktop
- Kitchen worktop surface in scratch-resistant slate finish
- Worktop lit from underneath with LED light strip
- Kitchen unit with cutlery drawer
- "Easy glide" kitchen drawers with roller slides and soft-close mechanism
- Separate waste bins in separate hygiene area
- 3-ring hob with divided glass cover with robust, enamelled wire pan support and stainless steel base (lightweight 3.5 t models)
- 3-ring hob with divided glass cover with robust, enamelled cast-iron trivet and glass base (comfort 4.2 t models)
- Round stainless steel sink embedded in work surface with multifunctional sink cover including wall holder for increasing size of work surface
- Water tap in metal design at practical pot height
- Kitchen rear wall in cream decorative glass
- Large fridge with door opening on both sides (145 RB-LE, 147 RB-LE K, 148 RB-QB K models: slim tower) with separate freezer compartment, automatic energy source selection 12 V / 230 V / gas operation
- Mini-Heki skylight

Bathroom | Changing room

Changing room & room partitioning

- Changing room with lockable washroom door or luxury washroom door to living area
- Solid wood sliding door in front of sleeping area (145 RB-LE, 147 RB-LE comfort 4.2 t models)
- Pull-out TV wall and room divider in front of sleeping area (148 RB-QB comfort 4.2 t models)
- Floor-to-ceiling wardrobe with clothes rails and shelf integrated in the changing room (147 RB-LE models)

Luxury washroom with separate shower room

- "One level" flush-mounted shower entrance
- Towel rail above round shower
- Shower mat in living area floor design, removable for showering
- Shower head height-adjustable on chrome rail
- Roof light in shower room
- Mini-Heki skylight in washroom
- Wash stand base unit with toilet roll holder, countertop washbasin and mirror (lightweight 3.5 t models)
- Wash stand base unit with toilet roll holder, countertop washbasin, mirrored storage cabinet and mirror with indirect LED lighting (comfort 4.2 t models)

Sleeping area

Drop-down bed above driver's cab area

- Slatted frame and high-quality mattress
- Extra-low positioning of the bed: Access via side seat
- Wobble-free support when lowered, bookshelf and LED spotlights
- Dividing curtain between drop-down bed and living area

fixed beds in rear

- Two-part heated and ventilated slatted frame
- 7-zone, high-quality cold foam mattress
- Mini-Heki skylight
- Lengthways single beds / queen bed: Raisable head section
- Queen bed adjustable on both sides with reading function (148 RB-QB model)

Lengthways single beds

- Rigid access steps (lightweight 3.5 t models)
- Pull-out access steps including extended sleeping area (comfort 4.2 t models)
- Wardrobes beneath the beds, lowered into the double floor, with lift function and divided mattress
- All-around overhead storage cabinets

On-board technology

Water

- Fresh water and waste water tank in heated double floor, cleaning opening via living area floor hatch or scooter garage (depending on model)
- Central water drain in central double floor
- Low-maintenance pressurised water pump system

Gas

- External gas bottle compartment in low position, exterior hatch with separate prop strut
- Holds 2 x 11 kg gas bottles
- Gas isolation taps in kitchen area

Electrical system

- Electrical centre in scooter garage including charger, fuses, fuse protection, 16 A automatic charger with automatic shut-off in the event of low voltage
- Heated battery centre, with 1 x 80 Ah gel battery in double floor, access via double floor storage compartment on driver's side, main power switch
- Truma CP+ digital control panel for hot air heating, behind technical panel above main cabin door
- 230 V socket in seating area, entrance area, kitchen, bathroom, scooter garage
- 12 V socket in drivers cabin (Mercedes-Benz: 1x)
- USB socket in drivers cabin (Mercedes-Benz: 1x)

Innovative light concept

- Ceiling canopy with additional LED spotlights and indirect LED lighting
- LED mood light in kitchen area / plinth of seat bench
- Work light and ambient lighting can be switched on separately

Heating technology

- Hot air outlets in driver's cab, dashboard front, door entrances, living area, double floor and scooter garage
- Dashboard with targeted heating with panel heating effect
- Underfloor heating effect due to heated climate storage double floor

There are two different weight and equipment variants in the C1-tourer and C2-tourer ranges.
For you as a customer, this distinction provides a clear indication of which models meet your requirements.



Our **lightweight 3.5 t models** are the perfect choice for those who value a lightweight vehicle that meets the requirements of the 3.5 t class and can be driven with a B Class EU driving licence. They combine innovative lightweight construction with the Carthago premium DNA.



Our **comfort 4.2 t models** are the perfect choice for those who are not dependent on the 3.5 t weight class and want to experience premium comfort. The huge payload reserves and maximum interior comfort of these models leave nothing to be desired.

To make it as easy as possible for you to choose the right model, here are the equipment differences between the lightweight 3.5 t and comfort 4.2 t models.

lightweight 3.5 t	comfort 4.2 t	Optional on lightweight 3.5 t
Mercedes-Benz Sprinter chassis		
Mercedes-Benz Sprinter with technically permissible gross vehicle weight of 3,500 kg with Carthago special light AL-KO low frame	Mercedes-Benz Sprinter with technically permissible gross vehicle weight of 4,200 kg with AL-KO low frame Carthago special	
Standard 65-litre fuel tank	Standard 65-litre fuel tank, 92-litre fuel tank in Basic Plus package	○
Body		
Double floor exterior access via storage compartment hatch in front of XL main cabin door	Double floor exterior access via storage compartment hatch in front of XL main cabin door and additional, lowered exterior storage compartment behind XL main cabin door	○
Driver's cab		
Overhead storage compartment at side with front hatch below drop-down bed on driver's side	Overhead storage compartment at side with front hatch below drop-down bed on driver's and passenger's side	
Double floor lighting		
Huge double floor storage compartment in entrance area with additional storage compartment lowering, made from robust lightweight material	Huge double floor storage compartment in entrance area with additional storage compartment lowering made from high-quality RTM sandwich material and hard-wearing GRP floor covering	
Bathroom		
Large bathroom with modern countertop washbasin, large wall mirror and additional storage cabinet	Large bathroom with modern countertop washbasin, large, illuminated wall mirror and additional mirror cabinet	
Wash stand base unit with toilet roll holder	Wash stand base unit with toilet roll holder and laundry basket*	
Kitchen		
3-ring hob with one-piece or two-piece glass cover (depending on model), enamelled wire pan support and stainless steel base**	3-ring hob with one-piece or two-piece glass cover (depending on model), cast iron pan support and glass base**	
Multifunctional sink cover including wall holder for worktop extension	Multifunctional sink cover including wall holder for worktop extension and chopping board	●
Sleeping area incl. wardrobes		
Convenient access step for lengthways single beds	Pull-out lightweight access steps including lying surface extension with additional cushion for lengthways single beds	●
Wardrobes beneath lengthways single beds, lowered into the double floor, with lift function and divided mattress	Wardrobes with shelves beneath lengthways single beds, lowered into the double floor, with lift function and divided mattress	●
Technology		
Lithium-ion battery 90 Ah incl. battery computer in Basic Plus package	Gel battery 80 Ah as standard	

* Laundry basket only available with luxury bathroom layouts

** Two-piece glass cover in corner kitchens, single-piece in galley kitchens

○ = special equipment ● = included in package



Please carefully read the legal notes concerning weight-related information on pages 3-6 before concluding the contract!



Alternatively, you can scan the QR code, and you will also receive all of the important information on the subject of weight!



	I 145 RB-LE		I 147 RB-LE 'K'	
	lightweight 3.5 t Mercedes-Benz Sprinter	comfort 4.2 t Mercedes-Benz Sprinter	lightweight 3.5 t Mercedes-Benz Sprinter	comfort 4.2 t Mercedes-Benz Sprinter
Transmission	6-speed manual transmission	6-speed manual transmission	6-speed manual transmission	6-speed manual transmission
Standard chassis	AL-KO low frame special light 315 CDI	AL-KO low frame heavy 415 CDI	AL-KO low frame special light 315 CDI	AL-KO low frame heavy 415 CDI
Base engine	Diesel 2.0 l (150 HP / 110 kW)	Diesel 2.0 l (150 HP / 110 kW)	Diesel 2.0 l (150 HP / 110 kW)	Diesel 2.0 l (150 HP / 110 kW)
Length/width/height (mm) ^{1) 2) 3)}	7,205 / 2,170 / 2,950	7,205 / 2,170 / 2,950	7,305 / 2,170 / 2,950	7,305 / 2,170 / 2,950
Wheel base (mm)	3,900	3,900	4,135	4,135
Double floor height / Double floor storage compartment (mm)	220 / 460	220 / 460	220 / 460	220 / 460
Headroom in living area (mm)	1,980	1,980	1,980	1,980
Rear garage interior height (mm)	1,200	1,200	1,200	1,200
Door width / height rear garage at passenger side (mm)	1,050 x 1,140	1,050 x 1,140	1,050 x 1,140	1,050 x 1,140
Door width / height, rear garage at passenger side (mm)	1,050 x 1,140	1,050 x 1,140	1,050 x 1,140	1,050 x 1,140
Technically permissible gross vehicle weight (kg) ⁹⁾	3,500	4,200 / 4,500*	3,500	4,200 / 4,500*
Weight in running order (kg) ⁶⁾	2,987 (2,838 - 3,136)	3,027 (2,876 - 3,178)	3,007 (2,857 - 3,157)	3,047 (2,895 - 3,199)
Weight of additional equipment in series production specified by the manufacturer (kg) ⁷⁾	142	802	121	780
Max. towed load (kg) ¹⁰⁾	2,000	2,000	2,000	2,000
Max. number of seats with 3-point safety belt while driving (standard / optional) ⁵⁾	4	4	4	4
Sleeping berths (standard / optional)	4 / 5	4 / 5	4 / 5	4 / 5
Rear bed dimensions (mm)	2,000 / 1,900 x 850	2,000 / 1,900 x 850	1,900 / 2,000 x 850	1,900 / 2,000 x 850
Drop-down bed dimensions (mm)	1,900 x 1,600	1,900 x 1,600	1,900 x 1,600	1,900 x 1,600
Seating area bed conversion dimensions (mm)	1,940 x 985 / 550	1,940 x 985 / 550	1,940 x 985 / 550	1,940 x 985 / 550
Fridge volume / of which freezer compartment (l)	133 / 12	133 / 12	133 / 12	133 / 12
Heating system	Truma Combi 6	Truma Combi 6	Truma Combi 6	Truma Combi 6
Fresh water volume (l) ⁵²⁾	150	150	150	150
Waste water volume (l)	140	140	140	140
Battery capacity (Ah)	80	80	80	80
230 V / 12 V / USB sockets	5 / 1 / 1	5 / 1 / 1	5 / 1 / 1	5 / 1 / 1
Article no.	110590	110591	110600	110601

* Optional weight increase

** In conjunction with special equipment

*** The I 147 RB-LE 'K' comfort 4.2 t layout variant is available from January 2025

²⁾ Total vehicle width is the measurement from exterior wall to exterior wall (wheel arches on the side, for Mercedes-Benz Sprinter approx.: + 70 mm)



Please carefully read the legal notes concerning weight-related information on pages 3-6 before concluding the contract!



Alternatively, you can scan the QR code, and you will also receive all of the important information on the subject of weight!



	I 147 RB-LE 'L' comfort 4.2 t Mercedes-Benz Sprinter	I 148 RB-QB 'K' lightweight 3.5 t Mercedes-Benz Sprinter	comfort 4.2 t Mercedes-Benz Sprinter	I 148 RB-QB 'L' comfort 4.2 t Mercedes-Benz Sprinter
Transmission	6-speed manual transmission	6-speed manual transmission	6-speed manual transmission	6-speed manual transmission
Standard chassis	AL-KO low frame heavy 415 CDI	AL-KO low frame special light 315 CDI	AL-KO low frame heavy 415 CDI	AL-KO low frame heavy 415 CDI
Base engine	Diesel 2.0 l (150 HP / 110 kW)	Diesel 2.0 l (150 HP / 110 kW)	Diesel 2.0 l (150 HP / 110 kW)	Diesel 2.0 l (150 HP / 110 kW)
Length/width/height (mm) ^{1) 2) 3)}	7,405 / 2,170 / 2,950	7,380 / 2,170 / 2,950	7,380 / 2,170 / 2,950	7,480 / 2,170 / 2,950
Wheel base (mm)	4,135	4,135	4,135	4,135
Double floor height / Double floor storage compartment (mm)	220 / 460	220 / 460	220 / 460	220 / 460
Headroom in living area (mm)	1,980	1,980	1,980	1,980
Rear garage interior height (mm)	1,200	1,120 / 1,240**	1,120 / 1,240**	1,120 / 1,240**
Door width / height rear garage at passenger side (mm)	1,050 x 1,140	1,050 x 1,100	1,050 x 1,100	1,050 x 1,100
Door width / height, rear garage at passenger side (mm)	1,050 x 1,140	1,050 x 1,100	1,050 x 1,100	1,050 x 1,100
Technically permissible gross vehicle weight (kg) ⁹⁾	4,200 / 4,500*	3,500	4,200 / 4,500*	4,200 / 4,500*
Weight in running order (kg) ⁶⁾	3,067 (2,914 - 3,220)	3,017 (2,866 - 3,168)	3,057 (2,904 - 3,210)	3,077 (2,923 - 3,231)
Weight of additional equipment in series production specified by the manufacturer (kg) ⁷⁾	760	110	769	749
Max. towed load (kg) ¹⁰⁾	2,000	2,000	2,000	2,000
Max. number of seats with 3-point safety belt while driving (standard / optional) ⁵⁾	4	4	4	4
Sleeping berths (standard / optional)	4 / 5	4 / 5	4 / 5	4 / 5
Rear bed dimensions (mm)	1,900 / 2,000 x 850	1,950 x 1,450	1,950 x 1,450	1,950 x 1,450
Drop-down bed dimensions (mm)	1,900 x 1,600	1,900 x 1,600	1,900 x 1,600	1,900 x 1,600
Seating area bed conversion dimensions (mm)	1,940 x 985 / 550	1,940 x 985 / 550	1,940 x 985 / 550	1,940 x 985 / 550
Fridge volume / of which freezer compartment (l)	153 / 29	133 / 12	133 / 12	153 / 29
Heating system	Truma Combi 6	Truma Combi 6	Truma Combi 6	Truma Combi 6
Fresh water volume (l) ⁵²⁾	150	150	150	150
Waste water volume (l)	140	140	140	140
Battery capacity (Ah)	80	80	80	80
230 V / 12 V / USB sockets	5 / 1 / 1	5 / 1 / 1	5 / 1 / 1	5 / 1 / 1
Article no.	110605	110620	110621	110625

* Optional weight increase

** In conjunction with special equipment

*** The I 148 RB-QB 'K' comfort 4.2 t layout variant is available from January 2025

²⁾ Total vehicle width is the measurement from exterior wall to exterior wall (wheel arches on the side, for Mercedes-Benz Sprinter approx.: + 70 mm)

Article no.	216035	216037
Basic Plus package	lightweight 3.5 t	comfort 4.2 t
	EUR	EUR
Chassis options		
Wheel trims	80	80
Tempmatik semi-automatic air conditioning system ³³⁾	3,040	3,040
Cruise control	540	540
Charge booster ⁴⁷⁾	210	210
Front axle with increased load bearing capacity	490	490
92-litre fuel tank	-	480
Leather steering wheel with multifunctional buttons option (incl. leather gear stick for manual transmission)	450	450
Instrument cluster with colour display	570	570
Rain sensor	230	230
Electric handbrake	570	570
Driver's cab comfort seats with tilt and height adjustment (front/rear)	-	580
Driver's comfort seat with tilt and height adjustment, passenger's seat with tilt adjustment	430	-
Pre-wiring for radio with roof antenna with DAB+, speakers (4 x) ^{54) 88)}	450	450
MBUX 10.2" multimedia system incl. sat nav and DAB+ ⁵¹⁾	4,490	4,490
Traffic sign assist	430	430
Main cabin options		
Midi-Heki skylight with LED spotlights above the L-shaped lounge seating area	690	690
Large scooter garage door on driver's side	580	580
XL habitation door 'premium two 2.0' (width 63 cm) with double locking, window and anti-insect blind	530	530
90 Ah lithium-ion battery incl. battery computer instead of 80 Ah gel battery ¹⁰⁶⁾	890	-
SOG toilet ventilation ¹⁰⁷⁾	370	370
Waste water hose set for convenient disposal	-	120
USB socket in overhead storage cabinet above rear bed	110	110
Pre-wiring for electric extractor hood	-	240
Pre-wiring for solar system	-	240
Pre-wiring for satellite system	-	240
Pre-wiring for reversing camera (single lens)	-	240
Total price of individual options	15,150	15,970
Package price	12,310	13,010
Your savings	2,840	2,960
Package weight in kg	37	84.5

Article no.	216270	
Chassis Plus package for Mercedes	Weight	
	kg	EUR
9-speed TRONIC automatic transmission incl. hold function		3,490
Engine variant 170 HP / 125 kW, Euro VI E (only in conjunction with automatic transmission) ⁹⁹⁾		2,990
16-inch alloy wheels (black) with all-weather tyres ³²⁾		1,500
THERMOTRONIC fully automatic air conditioning system		670
Total price of individual options		8,650
Package price	13	8,260
Your savings		390

Article no.	216502	
Preparation kit (only for lightweight 3.5 t)*	Weight	
	kg	EUR
Pre-wiring for electric extractor hood		240
Pre-wiring for solar system		240
Pre-wiring for satellite system		240
Pre-wiring for reversing camera (single lens)		240
Total price of individual options		960
Package price	4.5	750
Your savings		210

* Recommended, already in Basic Plus Package on comfort 4.2 t models

Article no.

212321

Mercedes-Benz Driver's Assistance package * 56)	Weight	
	kg	EUR
DISTRONIC active distance assist		✓
Active lane departure warning system		✓
Tyre pressure control system		✓
Package price	0	880

* Only in conjunction with Chassis Plus package. Active brake assistant and active driver drowsiness detection included as standard

Article no.

212011

Media package	Weight	32"
	kg	EUR
Digital reversing camera system with single lens		1,150
32" TV wall bracket in the entrance area, rotatable by 180° 36)		710
32" Smart LED TV 39)		1980
Total price of individual options		3,840
Package price	13	2,790
Your savings		1,050
SURCHARGE Teleco Flatsat Classic 85 satellite system with CI Slot 12) 23)	15	2,970

Article no.

210730

Kitchen / Coffee package*	Weight	
	kg	EUR
Voltage transformer for 12 V to 230 V, 1,800 Watts, mains priority circuit* 103)		1,950
Capsule coffee machine with connecting kit incl. pull-out system		320
Total price of individual options		2,270
Package price	11	1,930
Your savings		340

*Only in conjunction with second habitation battery (gel) or lithium

Article no.

810632

Living Comfort package Standard for comfort 4.2 t	145 RB-LE 147 RB-LE
	EUR
Pull-out lightweight access steps including lying surface extension with additional cushion	✓
Multifunctional sink cover to extend the work surface, can also be mounted on the wall	✓
Shelving beneath lengthways single beds	✓
Package price	650
Package weight in kg	5

Article no.

210586

210584

Sleeping area TV package (only with comfort 4.2 t)*	Weight	145 RB-LE, 147 RB-LE	148 RB-QB
	kg	EUR	EUR
24" LED TV in sleeping area including swivel TV bracket		1,930	-
Additional TV connection in sleeping area		340	-
24" Smart LED TV in sleeping area incl. TV bracket, power contact switch, TV signal		-	1,950
Pre-wiring for TV connection in sleeping area incl. cable set and cover panel		-	290
Total price of individual options		2,270	2,240
Package price		1,550	1,550
Your savings		720	690
Package weight in kg		n.a.	n.a.
SURCHARGE Teleco Flatsat Easy Skew Smart 90 satellite system / twin LNB for second TV 12) 23)	16.5	3,150	3,150

* Available from April 2025

Article no.		€ incl. 19% VAT	kg	I 145 RB-LE lightweight 3.5 t	I 145 RB-LE comfort 4.2 t	I 147 RB-LE 'K' lightweight 3.5 t	I 147 RB-LE 'K' comfort 4.2 t	I 147 RB-LE 'L' comfort 4.2 t	I 148 RB-QB 'K' lightweight 3.5 t	I 148 RB-QB 'K' comfort 4.2 t	I 148 RB-QB 'L' comfort 4.2 t
Mercedes-Benz Sprinter chassis											
310467	Weight increase from 4,200 kg to 4,500 kg	340	-	-	○	-	○	○	-	○	○
310611	92-litre fuel tank capacity	480	24.5	○	●	○	●	●	○	●	●
Further chassis options											
330023	Driver's cab seats with tilt and height adjustment (front/rear) ¹¹¹⁾	150	2.5	○	●	○	●	●	○	●	●
331620	Fog lights	350	1	○	○	○	○	○	○	○	○
311400	Removable tow bar	1,900	38	○	○	○	○	○	○	○	○
311430	Removable tow bar in conjunction with Pedelec scooter garage (available from April 2025)	2,290	41	-	-	-	-	-	○	○	○
311300	Wind-down rear steadies to prevent swaying when stationary	440	10	○	○	○	○	○	○	○	○
Main cabin exterior											
410121	Central locking for XL habitation door 'premium two 2.0' and driver's cab door	460	0.5	○	○	○	○	○	○	○	○
410150	Additional security locks for driver's cab door and main cabin door	710	2	○	○	○	○	○	○	○	○
410500	Roof awning aluminium cassette, grey canvas, length: 3.5 m	1,630	35	○	-	○	-	-	○	-	-
410520	Roof awning aluminium cassette, grey canvas, length: 4.0 m	1,750	39	○	○	○	○	○	○	○	○
410560	Roof awning aluminium cassette, grey canvas, length: 4.5 m	1,870	42.5	○	○	○	○	○	○	○	○
410660	Insulating mat for front and side windows, outside	460	6.5	○	○	○	○	○	○	○	○
410114	Patented Pedelec scooter garage, loading height of up to 124 cm (available from April 2025) ^{42) 66)}	590	11	-	-	-	-	-	○	○	○
410925	Push-in and transport system for 2 Pedelecs / E-bikes ⁷¹⁾	730	28.5	-	-	-	-	-	○	○	○
410270	Double floor storage compartment including recess with external access behind the main cabin door	900	8.5	○	X	○	X	X	○	X	X
410785	Mini-Heki skylight in driver's cab / drop-down bed	350	3	○	○	○	○	○	○	○	○
410850	Electric extractor hood above kitchen area ²²⁾	520	2.5	○	○	○	○	○	○	○	○
Electrical system											
510020	Additional 80 Ah gel habitation battery in existing battery centre	540	26	-	○	-	○	○	-	○	○
510056	90 Ah lithium-ion battery incl. battery computer instead of 80 Ah gel battery ¹⁰⁶⁾	890	-14.5	●	○	●	○	○	●	○	○
510057	150 Ah lithium-ion battery including battery computer and separate touch display (replaces 90 Ah lithium-ion battery)	1,520	5	○	-	○	-	-	○	-	-
510053	Second lithium-ion battery 150 Ah incl. battery computer and separate touch display ⁵⁵⁾	2,410	-9.5	-	○	-	○	○	-	○	○
510081	Solar system: 2 x 110 Watt ¹²⁾	1,990	16.5	○	○	○	○	○	○	○	○
510180	Inverter for 12 V to 230 V, 1,800 Watts with mains priority circuit ^{103) 110)}	1,950	8	●	●	●	●	●	●	●	●
510255	Socket package with additional sockets (3 x 230 V, 2 x USB) ⁴⁵⁾	490	2.5	○	○	○	○	○	○	○	○
510201	Carthago Security alarm system ³⁵⁾	1,420	3	○	○	○	○	○	○	○	○
Gas Water Miscellaneous											
610020	Truma DuoControl CS ⁷³⁾	440	3	○	○	○	○	○	○	○	○
610021	Gas filter for Truma DuoControl CS (recommended) ⁹⁵⁾	220	0.5	○	○	○	○	○	○	○	○
610140	Hot / cold exterior shower in scooter garage on passenger's side	350	2.5	○	○	○	○	○	○	○	○
610480	Scooter garage upgrade with needle felt, luggage nets	350	4.5	○	○	○	○	○	○	○	○
610500	Aluminium chequered floor for scooter garage ⁶⁶⁾	180	11	○	○	○	○	○	○	○	○

Article no.		€ incl. 19% VAT	kg	I 145 RB-LE lightweight 3.5 t	I 145 RB-LE comfort 4.2 t	I 147 RB-LE 'K' lightweight 3.5 t	I 147 RB-LE 'K' comfort 4.2 t	I 147 RB-LE 'L' comfort 4.2 t	I 148 RB-QB 'K' lightweight 3.5 t	I 148 RB-QB 'K' comfort 4.2 t	I 148 RB-QB 'L' comfort 4.2 t
Kitchen Appliances											
550067	Gas oven with grill function in kitchen base unit ³⁷⁾	1,060	8.5	○	○	○	○	○	○	○	○
550287	Capsule coffee machine with connecting kit incl. pull-out system	320	3	●	●	●	●	●	●	●	●
Heating Air conditioning											
650040	Truma Combi 6E (additional electric heating element 2 x 900 Watt / 230 V) ⁶³⁾	740	1	○	○	○	○	○	○	○	○
650230	Alde warm water heater, 230 V / gas operation with booster in driver's cab ⁶³⁾ ¹¹³⁾	3,400	56	○	○	○	○	○	○	○	○
650240	Alde heat exchanger (use of engine heat) ⁶⁵⁾ ¹¹³⁾	1,180	9.5	○	○	○	○	○	○	○	○
Multimedia											
710202	Digital reversing camera system with single lens ⁸²⁾	1,150	0.5	●	●	●	●	●	●	●	●
710501	32" TV wall bracket in the entrance area, rotatable by 180° ³⁶⁾	710	4.5	●	●	●	●	●	●	●	●
710548	32" Smart LED TV for TV pull-out system ³⁹⁾	1,980	8	●	●	●	●	●	●	●	●
910460	Additional TV connection in sleeping area (available from April 2025) ²⁵⁾ ³⁶⁾	340	1.5	●	●	●	●	●	-	-	-
710477	Pre-wiring for TV connection in sleeping area incl. cable set and cover panel (available from April 2025)	290	1	-	-	-	-	-	●	●	●
710474	24" Smart LED TV in sleeping area including swivel TV bracket (available from April 2025)	1,930	n.a.	-	●	-	●	●	-	-	-
710478	24" Smart LED TV in sleeping area incl. TV bracket, power contact switch, TV signal (available from April 2025) ²³⁾ ³⁹⁾ ⁸⁶⁾	1,950	5.5	-	-	-	-	-	-	●	●
Satellite systems											
750041	Teleco Flatsat Classic 85 satellite system with CI slot ¹²⁾ ²³⁾	3,450	15	○	○	○	○	○	○	○	○
750046	Teleco Flatsat Easy Skew Smart 90 / Twin LNB for second TV ¹²⁾ ²³⁾	3,810	16.5	○	○	○	○	○	○	○	○
Interior											
810030	nuovo world of style	690	-	○	○	○	○	○	○	○	○
810100	Carpet for living area	370	7.5	○	○	○	○	○	○	○	○
810120	Carpet for driver's cab area	190	2	○	○	○	○	○	○	○	○
810580	Lounge seating area can be converted into a sleeping area ⁶⁹⁾	590	7.5	○	○	○	○	○	○	○	○
810610	Solid wood sliding door in front of bedroom	410	5.5	○	X	○	X	X	-	-	-
810611	Pull-out TV wall and room divider in front of sleeping area (148 RB-QB model)	890	6,5	-	-	-	-	-	○	X	X
Weight-reducing special equipment											
810440	Drop-down bed omitted, replaced with all-around overhead storage compartments in driver's cab	660	-16	○	○	○	○	○	○	○	○
810430	Omission of quality mattress for drop-down bed (available from December 2024) ⁷²⁾	0	-8	○	-	○	-	-	○	-	-
810900	Open shelves instead of all-around overhead storage compartments in rear area for load reduction (available from January 2025)	60	-14	○	-	○	-	-	-	-	-
810260	Rear bed with Carawinx sprung base instead of slatted frame	570	-2	○	○	○	○	○	○	○	○

Article no.		€ incl. 19% VAT	kg	I 145 RB-LE lightweight 3.5 t	I 145 RB-LE comfort 4.2 t	I 147 RB-LE 'K' lightweight 3.5 t	I 147 RB-LE 'K' comfort 4.2 t	I 147 RB-LE 'L' comfort 4.2 t	I 148 RB-QB 'K' lightweight 3.5 t	I 148 RB-QB 'K' comfort 4.2 t	I 148 RB-QB 'L' comfort 4.2 t
Living area upholstery											
850600	Barcelona 23/Antara fabric combination ¹¹²⁾	Standard	-	X	X	X	X	X	X	X	X
850610	Venezia/Antara fabric combination ¹¹²⁾	Standard	-	X	X	X	X	X	X	X	X
850620	Cambridge 25/Antara fabric combination ¹¹²⁾	Standard	-	X	X	X	X	X	X	X	X
850304	London 25 fabric combination	Standard	-	X	X	X	X	X	X	X	X
850314	Paris fabric combination	420	-	○	○	○	○	○	○	○	○
850640	Davos/textile leather fabric combination	420	1	○	○	○	○	○	○	○	○
850710	Ivory part leather/leather fabric combination	1,490	2	○	○	○	○	○	○	○	○
850720	Macchiato 23 part leather/leather fabric combination ¹¹²⁾	1,490	2	○	○	○	○	○	○	○	○
850690	Ivory leather	3,680	3	○	○	○	○	○	○	○	○
850740	Macchiato leather	3,680	3	○	○	○	○	○	○	○	○
850501	World of sleeping & décor set: decorative cushions, bed throw, fitted sheet set ²⁶⁾	410	3.5	○	○	○	○	○	○	○	○

The fascination of the Carthago liner class: elegance, comfort and extravagance

Exclusive exterior design:



- Carthago v-face front design
- Modern GRP bus rear
- Carthago rear lights with dynamic LED indicators

Double floor with huge, heated storage compartment:



- Usable height up to 70 cm
- Exterior access via several large hatches. Convenient interior access via the seat bench cover of the L-shaped lounge seating area, the swing-up side seat bench and the large living area floor hatches
- Large through-loading compartment with extra-low double floor storage compartment, also loadable from the outside through the XL habitation door via the living area floor hatches

Above average self-sufficiency:



- 170 l fresh water / 140 l waste water
- 2 x 80 Ah batteries

AL-KO low frame Carthago special:



- Single axle up to 4.5 t / double axle up to 5.5 t permissible gross weight

Carthago body concept for liner premium class:



- High-stability body connection via frame members
- Wood-free habitation with RTM hard foam insulating core
- Interior walls and ceiling made of aluminium = lightning protection.
- Micro-fibre climate-regulating wall covering

chic c-line superior equipment line

- c-line superior front mask with raised windscreen (Fiat Ducato)
- 'exclusive' designer front mask above windscreen with black panel
- 'superior' extended exterior decor
- 'liner' engine hood design – visual windscreen extension
- linea siena world of style: Summer Chestnut furniture finish with overhead cabinet fronts in two-tone look with high-gloss ivory
- Kitchen worktop finish in solid and joint-free Corian
- Thetford C 260 toilet with ceramic insert ⁹²⁾

Base vehicle

- Carthago full LED headlights (dipped and high beam) including LED daytime driving lights
- Fog lights
- Driver / passenger airbag ¹¹⁾
- Mud flaps on front and rear axle
- Fix & Go repair kit
- 16-inch steel wheels
- All-weather tyres (M+S)

Fiat Ducato with AL-KO low frame Carthago special

- Engine: 2.2 l diesel Multijet 3 with Adblue (19 l), 180 HP / 132 kW, 4 cylinders, 380 Nm, Euro VIe, front-wheel drive

8-speed automatic torque converter as standard

- 90-litre fuel tank
- Start / Stop system
- Side wind assistant (single axle models), cruise control, ABS, ESP, ASR, electric immobiliser, hill hold control, hill descent control, traction plus, trailer stability control, collision braking system ⁶⁵⁾
- Manual air-conditioning system
- Glove compartment
- Wheel trims with Carthago lettering

Mercedes-Benz Sprinter with AL-KO low frame Carthago special

- Engine: 2.0 l diesel with Adblue (22 l), 150 HP / 110 kW, 4 cylinders, 330 Nm, Euro VI E, 6-speed transmission, front-wheel drive
- 65-litre fuel tank
- Keyless Start incl. Start/Stop button
- Side wind assistant (single axle model), Hillholder, ABS, ASR, EBV, ESP
- Active Brake Assist and Active Attention Assist
- Driver and passenger cup holders, glove compartment on passenger's side
- Hinged lid for storage compartment
- Automatic driving light control
- Mercedes-Benz emergency call system, breakdown management
- Fleece battery 12 V / 92 Ah
- Wide-gauge front axle
- Pre-wiring (cable set) for main cabin door central locking system
- Electric warm air auxiliary heating in driver's cab
- Original Mercedes-Benz wheel trims

Liner premium-class body construction

- 10-year water ingress guarantee
- Wood-free bodywork with GRP roof and floor covering
- GRP bus rear with double-shell insulation, separate rear bumper
- Roof/wall connection via curved roof and frame member
- Roof system rails at side with rainwater deflection function
- Side and rear walls with aluminium on the interior and exterior
- RTM hard foam insulating core in roof, floor and side wall
- Floor to side wall connection using aluminium frame member bonded over its entire surface with additional cold stop
- Total wall and roof thickness, 38 mm
- Body with lightning strike protection / Faraday cage

- Exterior hatches made from original 'Carthago Isoplus' side wall material
- Internal/external flap seal, outer seal as water spray protection
- Exterior hatches and main cabin door with internal hinges
- Fuel tank flap flush-mounted in side wall
- Segmented side skirts made from aluminium profile
- Carthago rear lights with dynamic LED indicators
- Seitz S4 main cabin window, double frame with insulated glazing and no thermal bridge, insect screen roller blind and pleated blackout blind
- LED exterior light above main cabin door with rain deflector
- Electrically extending entrance step for main cabin door with warning buzzer

Driver's cab

- Dashboard sloping steeply towards front (view of road surface in Fiat 2.77 m, in Mercedes-Benz 3.77 m)
- Pleated windscreen blind with insulating honeycomb structure
- Pleated blackout blinds behind side windows (operated from the side)
- XL models: insulating double glazing in driver's cab: side and door windows
- Front mask in GRP, with double-shell insulation
- Driver's cab door with security double locking, electric windows, rain gutter
- Soundproofing for engine compartment
- Aguti 'Roadliner' driver's and passenger's comfort seats with Carthago label, in same material as living area, rotatable, with integrated seat belts and padded armrests
- Dashboard with leather-covered moulded part, practical sideboard, as well as pre-wiring for integrated reversing camera monitor and bottle holder
- Leather-covered bottom panelling for drop-down bed including sun visors, LED spotlights and storage compartments at the side

Double floor storage compartment

- Usable height up to 70 cm
- Through-loading storage compartment with lighting and heating
- Outside access via several large hatches
- Interior access via the L-shaped lounge seating area with patented fitting, swing-up side seat bench and via the large living area floor hatches in the entrance and kitchen area
- Central through-loading space (interior height 22 cm) with low double floor storage compartment (usable height 46 cm)

Large scooter garage

- Scooter garage load capacity up to 350 kg
- Large garage doors on passenger's and driver's side
- Garage floor with GRP on top and bottom, anti-slip coating
- With all-around frost-proof insulation and heating
- Lashing system via aluminium support beam, including eight lashing eyes

Interior

- linea moderna world of style: Golden Wattle furniture finish with over-head cabinet fronts in two-tone look with high-gloss ivory

Living area

- Inside of walls and roof with microfibre, climate-regulating wall lining
- L-shaped lounge seating area with side bench seat
- Wall cladding behind side seat in leather look
- XL models: XL lounge seating area with long side sofa on passenger's side
- Heki III panoramic skylight above lounge seating area with LED spotlights
- Living area window above side bench at passenger side (XL models)
- 360° living area table, rotatable using a foot pedal and movable in two directions
- Swivel-out shoe cabinet with holding system in base of seat bench
- Seat padding with multilayer premium foam core and back support function
- 'Durafix' double connecting technology: furniture parts screwed together and mortised
- Hatches with soft closing mechanism
- Removable decorative curtain, Roman blind system can be adjusted and fixed vertically

Kitchen

- Convenient corner kitchen with raised kitchen worktop as visual room divider and additional work surface
- Kitchen worktop surface in 'Savannah' finish with Corian drip edge
- Worktop lit from underneath with LED light strip
- 'Easy glide' kitchen drawers with roller slides and soft-close mechanism
- Separate waste bins in separate hygiene area
- Separate cutlery drawer with organiser, bottle holder
- 3-ring hob with divided glass cover for additional storage space with robust cast iron pan support and easy-clean glass base
- Round stainless steel sink embedded in work surface with multifunctional sink cover including wall holder for increasing size of work surface
- Designer water tap in metal with pull-out spray head
- Kitchen rear wall in cream decorative glass
- Large fridge with door opening on both sides, separate freezer compartment, automatic energy source selection 12 V / 230 V / gas operation
- Slide-out storage cabinet (floor-to-ceiling in 5.9 XL LE, 6.2 XL QB models)
- Electric roof light fan

Bathroom & dressing room

Dressing room & room partitioning

- Dressing room with lockable partition door and solid wood sliding door (XL models) to living area
- Solid wooden sliding door in front of sleeping area (4.9 LE, 4.9 LE L, 5.0 QB L models)
- Pull-out TV wall and room divider in front of sleeping area (5.0 QB models)
- Solid wood sliding door in front of sleeping area including full length mirror (XL models)
- Floor-to-ceiling wardrobe with two clothes rails and shelf integrated in the dressing room (4.9 LE L, 5.0 QB L models, XL models)

Luxury bathroom with separate shower room (4.9 LE, 4.9 LE L, 5.0 QB, 5.0 QB L models)

- 'One level' shower access
- Towel rail above round shower
- Waterproof shower insert in same design as living area floor (5.0 QB model: can be removed for showering)
- Shower head height-adjustable on chrome rail
- Roof light in shower room
- Mini-Heki skylight in bathroom
- Wash stand base unit with toilet roll holder, mirrored storage cabinet
- Luxury bathroom door with 3-way function (bathroom double door for toilet and room partitioning from living area)

XL bathroom with XL room concept (5.9 XL LE, 6.2 XL QB models)

- Open wash area and designer washbasin
- Mini-Heki skylight
- XL round shower with waterproof shower insert in the same design as living area floor and flush-mounted shower entrance including roof light with towel rail
- Shower head height-adjustable on chrome rail
- Additive warm water underfloor heating: additional heating coils in double floor in area of washroom
- Micro-Heki skylight in toilet
- Separate toilet with side window, towel warmer as well as footwell extension

Sleeping

Drop-down bed above driver's cab area

- Slatted frame and high-quality mattress
- Extra-low positioning of the bed: access via side seat
- Wobble-free support when lowered, bookshelf and LED spotlights
- Dividing curtain between drop-down bed and living area
- Mini-Heki skylight

Fixed beds in rear

- Carawinx medically endorsed point elastic sleeping system, heated and ventilated
- 7-zone, high-quality cold foam mattress
- Mini-Heki skylight
- Raisable head section
- Main cabin window on driver's and passenger's sides

Lengthways single beds

- Pull-out comfort access steps with additional storage compartment, including sleeping area extension
- Designer shelves in overhead storage cabinet area in sleeping area
- Wardrobes beneath the beds, lowered into the double floor, with lift function and divided mattress
- All-around overhead storage cabinets

On-board technology

Water

- Fresh water and waste water tank in heated double floor, cleaning opening via living area floor hatches or scooter garage (depending on model)
- Central water drain in central double floor
- Low-maintenance pressurised water pump system
- Waste water hose set for easy disposal

Gas

- External gas bottle compartment in low position
- Holds 2 x 11 kg gas bottles
- Gas isolation taps in kitchen area

Electrical system

- Electrical centre in scooter garage including charger, fuses, fuse protection, 16 A automatic charger with automatic shut-off in the event of low voltage
- Heated battery centre with 2 x 80 Ah gel batteries, in double floor, access through exterior storage compartment at passenger side, main power switch (in passenger side wardrobe in XL models)
- Truma CP+ digital control panel for hot air heating, behind technical panel above main cabin door (single-axle models)
- 230 V socket in seating area, entrance area, kitchen, bathroom, scooter garage
- 12 V socket in driver's cab (Fiat: 2 x Mercedes-Benz: 1 x)
- USB socket in driver's cab (Fiat: 2 x Mercedes-Benz: 1 x)

Innovative lighting concept

- Lighting system with numerous LED spotlights in driver's cab, living area and dressing room with stepless dimming
- Ceiling canopy with additional LED spotlights and indirect LED lighting
- LED mood light with background lighting in the entrance area

Heating technology

- Hot air outlets in driver's cab, dashboard front, door entrances, living area, double floor and scooter garage
- Dashboard with targeted heating with panel heating effect
- Underfloor heating effect due to heated climate storage double floor

Alde warm water heating technology

- XL models: Alde hot water heater with separate heating circuit, numerous convactor heaters in driver's cab, dashboard, living area, double floor and scooter garage
- Additive hot water underfloor heating: additional heating coils in double floor area of XL bathroom



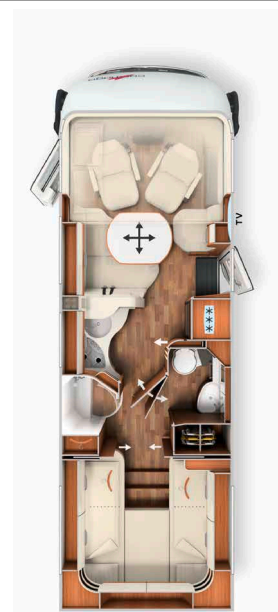
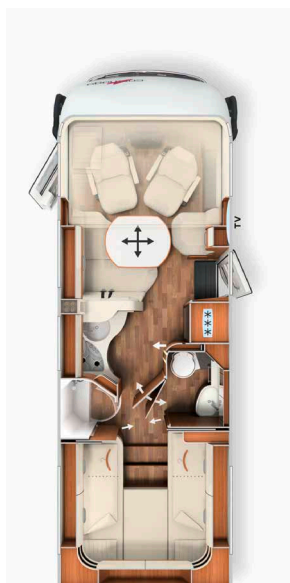
Fiat models:
180 HP engine incl.
8-speed automatic torque
converter as standard



Please carefully read the legal
notes concerning weight-related
information on pages 3-6 before
concluding the contract!



Alternatively, you can scan the
QR code, and you will also receive
all of the important information
on the subject of weight!



	I 4.9 LE		I 4.9 LE L	
Base vehicle	Fiat Ducato	Mercedes-Benz Sprinter	Fiat Ducato	Mercedes-Benz Sprinter
Transmission	8G automatic torque converter	6-speed manual transmission	8G automatic torque converter	6-speed manual transmission
Standard chassis	AL-KO low frame 40 heavy	AL-KO low frame 415 CDI	AL-KO low frame 40 heavy	AL-KO low frame 415 CDI
Base engine	Diesel 2.2 l (180 HP / 132 kW)	Diesel 2.0 l (150 HP / 110 kW)	Diesel 2.2 l (180 HP / 132 kW)	Diesel 2.0 l (150 HP / 110 kW)
Length/width/height (mm) ^{1) 2) 3)}	7,390 / 2,270 / 2,920	7,520 / 2,270 / 2,950	7,770 / 2,270 / 2,920	7,890 / 2,270 / 2,950
Wheel base (mm)	4,143	4,243	4,343	4,443
Double floor height / Double floor storage compartment (mm)	220 / 460		220 / 460	
Headroom in living area (mm)	1,980		1,980	
Rear garage interior height (mm)	1,200		1,200	
Door width / height rear garage at passenger side (mm)	1,050 x 1,140		1,050 x 1,140	
Door width / height, rear garage at passenger side (mm)	1,050 x 1,140		1,050 x 1,140	
Technically permissible gross vehicle weight (kg) ⁹⁾	4,250 / 4,500*	4,200 / 4,500*	4,250 / 4,500*	4,200 / 4,500*
Weight in running order (kg) ⁵⁾	3,485 (3,311 - 3,659)	3,477 (3,303 - 3,651)	3,555 (3,377 - 3,733)	3,557 (3,379 - 3,735)
Weight of additional equipment in series production specified by the manufacturer (kg) ⁷⁾	386	343	312	258
Max. towed load (kg) ¹⁰⁾	1,800	2,000	1,800	2,000
Max. number of seats with 3-point safety belt while driving (standard / optional) ⁵⁾	4 / 5 ¹⁵⁾		4 / 5 ¹⁵⁾	
Sleeping berths (standard / optional)	4 / 5		4 / 5	
Rear bed dimensions (mm)	2,000 / 1,900 x 850		2,000 / 2,000 x 850	
Drop-down bed dimensions (mm)	1,950 x 1,600		1,950 x 1,600	
Seating area bed conversion dimensions (mm)**	1,920 x 1,125 / 670		1,920 x 1,125 / 670	
Fridge volume / of which freezer compartment (l)	153 / 29		153 / 29	
Heating system	Truma Combi 6		Truma Combi 6	
Fresh water volume (l) ⁵²⁾	170		170	
Fresh water tank volume with filling in running order (l)	20		20	
Waste water volume (l)	140		140	
Battery capacity (Ah)	2 x 80		2 x 80	
230 V / 12 V / USB sockets	5 / 2 / 2	5 / 1 / 1	5 / 2 / 2	5 / 1 / 1
Article no.	130170	130475	130179	130479

* Optional with max. payload

** In conjunction with special equipment

²⁾ Total vehicle width is the measurement from exterior wall to exterior wall (wheel arches on the side, approx.: + 70 mm).



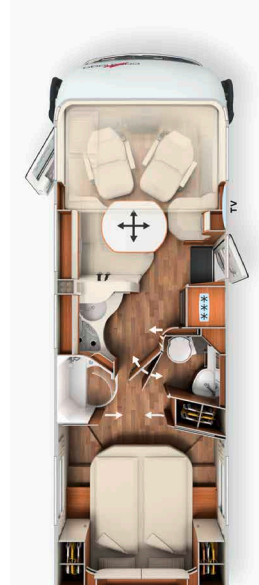
Fiat models:
180 HP engine incl.
8-speed automatic torque
converter as standard



Please carefully read the legal
notes concerning weight-related
information on pages 3-6 before
concluding the contract!



Alternatively, you can scan the
QR code, and you will also receive
all of the important information
on the subject of weight!



Base vehicle	15.0 QB		15.0 QB L	
	Fiat Ducato	Mercedes-Benz Sprinter	Fiat Ducato	Mercedes-Benz Sprinter
Transmission	8G automatic torque converter	6-speed manual transmission	8G automatic torque converter	6-speed manual transmission
Standard chassis	AL-KO low frame 40 heavy	AL-KO low frame 415 CDI	AL-KO low frame 40 heavy	AL-KO low frame 415 CDI
Base engine	Diesel 2.2 l (180 HP / 132 kW)	Diesel 2.0 l (150 HP / 110 kW)	Diesel 2.2 l (180 HP / 132 kW)	Diesel 2.0 l (150 HP / 110 kW)
Length/width/height (mm) ^{1) 2) 3)}	7,480 / 2,270 / 2,920	7,610 / 2,270 / 2,950	7,780 / 2,270 / 2,920	7,910 / 2,270 / 2,950
Wheel base (mm)	4,143	4,243	4,343	4,443
Double floor height / Double floor storage compartment (mm)	220 / 460		220 / 460	
Headroom in living area (mm)	1,980		1,980	
Rear garage interior height (mm)	1,120 / 1,240**		1,120 / 1,240**	
Door width / height rear garage at passenger side (mm)	1,050 x 1,100		1,050 x 1,100	
Door width / height, rear garage at passenger side (mm)	1,050 x 1,100		1,050 x 1,100	
Technically permissible gross vehicle weight (kg) ⁹⁾	4,250 / 4,500*	4,200 / 4,500*	4,250 / 4,500*	4,200 / 4,500*
Weight in running order (kg) ⁶⁾	3,475 (3,301 - 3,649)	3,467 (3,294 - 3,640)	3,555 (3,377 - 3,733)	3,527 (3,351 - 3,703)
Weight of additional equipment in series production specified by the manufacturer (kg) ⁷⁾	396	352	312	289
Max. towed load (kg) ¹⁰⁾	1,800	2,000	1,800	2,000
Max. number of seats with 3-point safety belt while driving (standard / optional) ⁵⁾	4 / 5 ¹⁵⁾		4 / 5 ¹⁵⁾	
Sleeping berths (standard / optional)	4 / 5		4 / 5	
Rear bed dimensions (mm)	1,950 x 1,450		1,950 x 1,450	
Drop-down bed dimensions (mm)	1,950 x 1,600		1,950 x 1,600	
Seating area bed conversion dimensions (mm)**	1,920 x 1,125 / 670		1,920 x 1,125 / 670	
Fridge volume / of which freezer compartment (l)	153 / 29		153 / 29	
Heating system	Truma Combi 6		Truma Combi 6	
Fresh water volume (l) ⁵²⁾	170		170	
Fresh water tank volume with filling in running order (l)	20		20	
Waste water volume (l)	140		140	
Battery capacity (Ah)	2 x 80		2 x 80	
230 V / 12 V / USB sockets	5 / 2 / 2	5 / 1 / 1	5 / 2 / 2	5 / 1 / 1
Article no.	130180	130485	130189	130489

* Optional with max. payload

** Optional Pedelec scooter garage

*** In conjunction with special equipment

²⁾ Total vehicle width is the measurement from exterior wall to exterior wall (wheel arches on the side, approx.: + 70 mm).



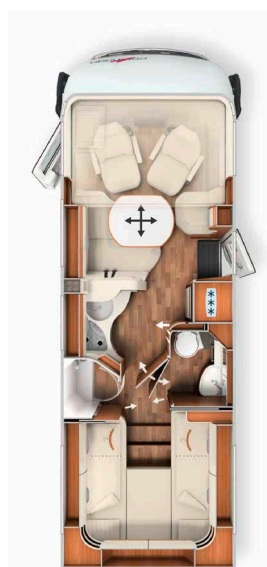
Fiat models:
180 HP engine incl.
8-speed automatic torque
converter as standard



Please carefully read the legal
notes concerning weight-related
information on pages 3-6 before
concluding the contract!



Alternatively, you can scan the
QR code, and you will also receive
all of the important information
on the subject of weight!



	I 4.9 LE superior		I 4.9 LE L superior	
Base vehicle	Fiat Ducato	Mercedes-Benz Sprinter	Fiat Ducato	Mercedes-Benz Sprinter
Transmission	8G automatic torque converter	6-speed manual transmission	8G automatic torque converter	6-speed manual transmission
Standard chassis	AL-KO low frame 40 heavy	AL-KO low frame 415 CDI	AL-KO low frame 40 heavy	AL-KO low frame 415 CDI
Base engine	Diesel 2.2 l (180 HP / 132 kW)	Diesel 2.0 l (150 HP / 110 kW)	Diesel 2.2 l (180 HP / 132 kW)	Diesel 2.0 l (150 HP / 110 kW)
Length/width/height (mm) ^{1) 2) 3)}	7,390 / 2,270 / 2,920	7,520 / 2,270 / 2,950	7,770 / 2,270 / 2,920	7,890 / 2,270 / 2,950
Wheel base (mm)	4,143	4,243	4,343	4,443
Double floor height / Double floor storage compartment (mm)	220 / 460		220 / 460	
Headroom in living area (mm)	1,980		1,980	
Rear garage interior height (mm)	1,200		1,200	
Door width / height rear garage at passenger side (mm)	1,050 x 1,140		1,050 x 1,140	
Door width / height, rear garage at passenger side (mm)	1,050 x 1,140		1,050 x 1,140	
Technically permissible gross vehicle weight (kg) ⁹⁾	4,250 / 4,500*	4,200 / 4,500*	4,250 / 4,500*	4,200 / 4,500*
Weight in running order (kg) ⁶⁾	3,485 (3,311 – 3,659)	3,477 (3,303 – 3,651)	3,555 (3,377 – 3,733)	3,557 (3,379 – 3,735)
Weight of additional equipment in series production specified by the manufacturer (kg) ⁷⁾	386	343	312	258
Max. towed load (kg) ¹⁰⁾	1,800	2,000	1,800	2,000
Max. number of seats with 3-point safety belt while driving (standard / optional) ⁵⁾	4 / 5 ¹⁵⁾		4 / 5 ¹⁵⁾	
Sleeping berths (standard / optional)	4 / 5		4 / 5	
Rear bed dimensions (mm)	2,000 / 1,900 x 850		2,000 / 2,000 x 850	
Drop-down bed dimensions (mm)	1,950 x 1,600		1,950 x 1,600	
Seating area bed conversion dimensions (mm)**	1,920 x 1,125 / 670		1,920 x 1,125 / 670	
Fridge volume / of which freezer compartment (l)	153 / 29		153 / 29	
Heating system	Truma Combi 6		Truma Combi 6	
Fresh water volume (l) ⁵²⁾	170		170	
Fresh water tank volume with filling in running order (l)	20		20	
Waste water volume (l)	140		140	
Battery capacity (Ah)	2 x 80		2 x 80	
230 V / 12 V / USB sockets	5 / 2 / 2	5 / 1 / 1	5 / 2 / 2	5 / 1 / 1
Article no.	130171	130476	130177	130477

* Optional with max. payload

** In conjunction with special equipment

²⁾ Total vehicle width is the measurement from exterior wall to exterior wall (wheel arches on the side, approx.: + 70 mm).



Fiat models:
180 HP engine incl.
8-speed automatic torque
converter as standard



Please carefully read the legal
notes concerning weight-related
information on pages 3-6 before
concluding the contract!



Alternatively, you can scan the
QR code, and you will also receive
all of the important information
on the subject of weight!



Base vehicle	I 5.0 QB superior		I 5.0 QB L superior	
	Fiat Ducato	Mercedes-Benz Sprinter	Fiat Ducato	Mercedes-Benz Sprinter
Transmission	8G automatic torque converter	6-speed manual transmission	8G automatic torque converter	6-speed manual transmission
Standard chassis	AL-KO low frame 40 heavy	AL-KO low frame 415 CDI	AL-KO low frame 40 heavy	AL-KO low frame 415 CDI
Base engine	Diesel 2.2 l (180 HP / 132 kW)	Diesel 2.0 l (150 HP / 110 kW)	Diesel 2.2 l (180 HP / 132 kW)	Diesel 2.0 l (150 HP / 110 kW)
Length/width/height (mm) ^{1) 2) 3)}	7,480 / 2,270 / 2,920	7,610 / 2,270 / 2,950	7,780 / 2,270 / 2,920	7,910 / 2,270 / 2,950
Wheel base (mm)	4,143	4,243	4,343	4,443
Double floor height / Double floor storage compartment (mm)	220 / 460		220 / 460	
Headroom in living area (mm)	1,980		1,980	
Rear garage interior height (mm)	1,120 / 1,240**		1,120 / 1,240**	
Door width / height rear garage at passenger side (mm)	1,050 x 1,100		1,050 x 1,100	
Door width / height, rear garage at passenger side (mm)	1,050 x 1,100		1,050 x 1,100	
Technically permissible gross vehicle weight (kg) ⁹⁾	4,250 / 4,500*	4,200 / 4,500*	4,250 / 4,500*	4,200 / 4,500*
Weight in running order (kg) ⁶⁾	3,475 (3,301 - 3,649)	3,467 (3,294 - 3,640)	3,555 (3,377 - 3,733)	3,527 (3,351 - 3,703)
Weight of additional equipment in series production specified by the manufacturer (kg) ⁷⁾	396	352	312	289
Max. towed load (kg) ¹⁰⁾	1,800	2,000	1,800	2,000
Max. number of seats with 3-point safety belt while driving (standard / optional) ⁵⁾	4 / 5 ¹⁵⁾		4 / 5 ¹⁵⁾	
Sleeping berths (standard / optional)	4 / 5		4 / 5	
Rear bed dimensions (mm)	1,950 x 1,450		1,950 x 1,450	
Drop-down bed dimensions (mm)	1,950 x 1,600		1,950 x 1,600	
Seating area bed conversion dimensions (mm)**	1,920 x 1,125 / 670		1,920 x 1,125 / 670	
Fridge volume / of which freezer compartment (l)	153 / 29		153 / 29	
Heating system	Truma Combi 6		Truma Combi 6	
Fresh water volume (l) ⁵²⁾	170		170	
Fresh water tank volume with filling in running order (l)	20		20	
Waste water volume (l)	140		140	
Battery capacity (Ah)	2 x 80		2 x 80	
230 V / 12 V / USB sockets	5 / 2 / 2	5 / 1 / 1	5 / 2 / 2	5 / 1 / 1
Article no.	130181	130486	130188	130487

* Optional with max. payload

** Optional Pedelec scooter garage

*** In conjunction with special equipment

²⁾ Total vehicle width is the measurement from exterior wall to exterior wall (wheel arches on the side, approx.: + 70 mm).




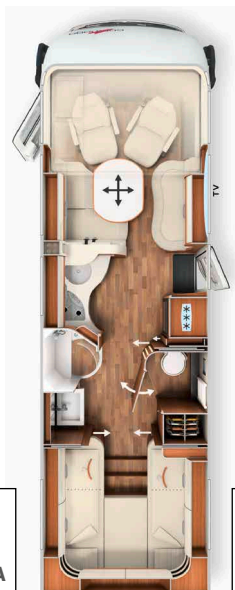
Fiat models:
180 HP engine incl.
8-speed automatic torque
converter as standard



Please carefully read the legal
notes concerning weight-related
information on pages 3-6 before
concluding the contract!



Alternatively, you can scan the
QR code, and you will also receive
all of the important information
on the subject of weight!



	I 5.9 XL LE		I 6.2 XL QB	
Base vehicle	Fiat Ducato	Mercedes-Benz Sprinter	Fiat Ducato	Mercedes-Benz Sprinter
Transmission	8G automatic torque converter	6-speed manual transmission	8G automatic torque converter	6-speed manual transmission
Standard chassis	AL-KO low frame DA 40 heavy	AL-KO low frame DA 415 CDI	AL-KO low frame DA 40 heavy	AL-KO low frame DA 415 CDI
Base engine	Diesel 2.2 l (180 HP / 132 kW)	Diesel 2.0 l (150 HP / 110 kW)	Diesel 2.2 l (180 HP / 132 kW)	Diesel 2.0 l (150 HP / 110 kW)
Length/width/height (mm) ^{1) 2) 3)}	8,395 / 2,270 / 2,890	8,525 / 2,270 / 2,980	8,650 / 2,270 / 2,890	8,780 / 2,270 / 2,980
Wheel base (mm)	4,080 / 800	4,180 / 800	4,080 / 800	4,180 / 800
Double floor height / Double floor storage compartment (mm)	220 / 460		220 / 460	
Headroom in living area (mm)	1,980		1,980	
Rear garage interior height (mm)	1,200		1,120 / 1,240**	
Door width / height rear garage at passenger side (mm)	1,050 x 1,140		1,050 x 1,100	
Door width / height, rear garage at passenger side (mm)	1,050 x 1,140		1,050 x 1,100	
Technically permissible gross vehicle weight (kg) ⁹⁾	5,000 / 5,500*		5,000 / 5,500*	
Weight in running order (kg) ⁶⁾	3,985 (3,786 - 4,184)	3,987 (3,788 - 4,186)	4,015 (3,814 - 4,216)	3,997 (3,797 - 4,197)
Weight of additional equipment in series production specified by the manufacturer (kg) ⁷⁾	618	617	587	604
Max. towed load (kg) ¹⁰⁾	1,800	1,600	1,800	1,600
Max. number of seats with 3-point safety belt while driving (standard / optional) ⁵⁾	4 / 5 ¹⁵⁾		4 / 5 ¹⁵⁾	
Sleeping berths (standard / optional)	4 / 5		4 / 5	
Rear bed dimensions (mm)	2,000 / 2,000 x 850		1,950 x 1,450	
Drop-down bed dimensions (mm)	1,950 x 1,600		1,950 x 1,600	
Seating area bed conversion dimensions (mm)**	1,950 x 1,330 / 685		1,950 x 1,330 / 685	
Fridge volume / of which freezer compartment (l)	153 / 29		153 / 29	
Heating system	Alde WW		Alde WW	
Fresh water volume (l) ⁵²⁾	170		170	
Fresh water tank volume with filling in running order (l)	20		20	
Waste water volume (l)	140		140	
Battery capacity (Ah)	2 x 80		2 x 80	
230 V / 12 V / USB sockets	5 / 2 / 2		5 / 2 / 2	
Article no.	130200	130500	130210	130510

* Optional with max. payload

** Optional Pedelec scooter garage

*** In conjunction with special equipment

²⁾ Total vehicle width is the measurement from exterior wall to exterior wall (wheel arches on the side, approx.: + 70 mm).

Article no.		216051	212057
Super package	Weight	Fiat	Mercedes-Benz
	kg	EUR	EUR
Chassis options			
Tempmatik semi-automatic air conditioning system ³³⁾		-	3,040
Cruise control		Standard	540
Charge booster ⁴⁷⁾		210	210
92-litre fuel tank		-	480
Front axle with increased load bearing capacity		-	490
Leather steering wheel with multifunctional buttons option (incl. leather gear stick for manual transmission)		-	450
Instrument cluster with colour display		-	570
Rain sensor		-	230
Electric handbrake		-	570
Driver's cab comfort seats with tilt and height adjustment (front/rear)		580	580
Wind-down rear steadies to prevent swaying when stationary		440	440
MBUX 10.2" multimedia system incl. sat nav and DAB+		-	4,490
Traffic sign assist		-	430
Main cabin options			
'Carthago best view' bus mirror system with entrance lighting, electrically adjustable and heatable		410	410
XL habitation door 'premium two 2.0' (width 63 cm) with double locking, window and anti-insect blind		530	530
Central locking for driver's cab doors and main cabin door, with 'coming home' function ¹⁷⁾		580	580
Scooter garage upgrade with needle felt, luggage nets, securing system		350	350
SOG toilet ventilation via roof flue		370	370
Truma DuoControl CS ⁷³⁾		440	440
Designer bar cabinet with glass holder and glass set above kitchen		430	430
USB socket in overhead storage cabinet above rear bed		110	110
Pre-wiring for solar system		240	240
Pre-wiring for satellite system		240	240
Pre-wiring for reversing camera (single lens)		240	240
Pioneer 6.8" radio / moniceiver incl. DAB+, pre-wiring for radio, roof antenna, speakers (4x) ^{54) 80) 88)}		1,100	-
Reversing camera system with single lens and 7" colour monitor at side of dashboard		1,150	1,150
Total price of individual options		7,420	17,610
Package price		5,900	14,010
Your savings		1,520	3,600
Package weight in kg		44	88
SURCHARGE Pioneer 9" multimedia system incl. sat nav, motorhome route guidance, DAB+ ¹⁹⁾	1	910	-
SURCHARGE Fiat 10.1" multimedia system incl. sat nav, motorhome route guidance and DAB+*	1	1,450	-
SURCHARGE Reversing camera with double lens instead of single lens ⁸³⁾	1	690	690

* Only in conjunction with Chassis Plus package for Fiat

Article no.	216286	216287
Chassis Plus package for Fiat	Single axle	Double axle
	EUR	EUR
Leather steering wheel and gear knob	310	310
Dashboard finish: ventilation grille in chrome	240	240
Fiat 16-inch alloy wheels for f40 heavy chassis / f35 in conjunction with 8-speed automatic torque converter	950	-
Fiat 16-inch alloy wheels for f40 heavy chassis (double axle)	-	1350
Multi-functional steering wheel (radio remote control via control buttons)	310	310
Driver's cab automatic air conditioning ³³⁾	540	540
Inductive mobile phone charging tray	340	340
Digital instrument cluster with colour display in dashboard ¹⁰⁴⁾	360	360
Total price of individual options	3,050	3,450
Package price	2,900	3,250
Your savings	150	200
Package weight in kg	-7	-11.5

Article no.	216270	216289
Chassis Plus package for Mercedes*	Single axle	Double axle
	EUR	EUR
9-speed TRONIC automatic transmission incl. hold function	3,490	3,490
Engine variant 170 HP / 125 kW, Euro VI E (only in conjunction with automatic transmission) ⁹⁹⁾	2,990	2,990
16-inch alloy wheels (black) with all-weather tyres ³²⁾	1,500	-
16-inch alloy wheels (black) with all-weather tyres (double axle)	-	2,400
THERMOTRONIC fully automatic air conditioning system ³³⁾	670	670
Total price of individual options	8,650	9,550
Package price	8,260	9,100
Your savings	390	450
Package weight in kg	13	13.5

*Obligatory for Mercedes-Benz Sprinter 3-axle models

Article no.	216402
Exterior Design package	Weight
	kg
'superior' extended exterior decor	✓
'Exclusive' designer front mask above windscreen with black panel	✓
'liner' engine hood design – visual windscreen extension	✓
Package price	0.5

Article no.	212321	212320
Mercedes-Benz Driver's Assistance package* ⁵⁶⁾	Weight	EA models
	kg	EUR
DISTRONIC active distance assist	✓	✓
Active lane departure warning system	✓	✓
Tyre pressure control system	✓	-
Package price	0	880

* Only in conjunction with Chassis Plus package. Active brake assistant and active driver drowsiness detection included as standard

Article no.	210730	
Kitchen / Coffee package	Weight	
	kg	EUR
Inverter for 12 V to 230 V, 1,800 Watts, mains priority circuit		1,950
Capsule coffee machine with connecting kit incl. pull-out system		410
Total price of individual options		2,360
Package price	10	2,020
Your savings		340

Article no.		210451	210464
Living Area TV package	Weight	32": (except XL model)	40": (only XL model)
	kg	EUR	EUR
TV pull-out system in side bench seat		710	-
32" Smart LED TV ³⁹⁾		1,980	-
Electric pull-out for Smart LED TV		-	980
40" Smart LED TV ³⁹⁾		-	2,090
Total price of individual options		2,690	3,070
Package price		1,860	2,290
Your savings		830	780
Package weight in kg		10	18
SURCHARGE Teleco Flatsat Classic 85 satellite system with CI Slot ¹²⁾ ²³⁾	15	2,970	2,970

Article no.		210580	210581	210584
Sleeping Area TV package	Weight	Models: 4.9 LE/LE L, 5.9 XL LE	Models: 5.0 QB L	Models: 5.0 QB, 6.2 XL QB
	kg	EUR	EUR	EUR
TV cabinet in sleeping area with special TV pull-out system ³⁶⁾		920	-	-
TV wall bracket in sleeping area ³⁶⁾		-	500	-
24" Smart LED TV in sleeping area ²³⁾ ³⁹⁾		1,460	1,460	-
Pre-wiring for TV connection incl. cable set in canopy and cover panel ³⁶⁾		-	-	290
24" Smart LED TV in sleeping area incl. TV bracket, contact switch ²³⁾ ³⁹⁾ ⁸⁶⁾		-	-	1,950
Total price of individual options		2,380	1,960	2,240
Package price		1,640	1,400	1,550
Your savings		740	560	690
Package weight in kg		12.5	7	6.5
SURCHARGE Teleco Flatsat Easy Skew Smart 90 / twin LNB for 2nd TV ¹²⁾ ²³⁾	16.5	3,150	3,150	3,150

Article no.	210805	216005
ALDE Polar package (except XL models)	Fiat	Mercedes
	EUR	EUR
Insulating mat for front and side windows, outside	460	460
Insulating mat for driver's cab foot well, inside	210	-
Insulating double-glazing in side windows / door windows in driver's cab	1,150	1,150
Alde hot water heater, 230 V / gas operation with booster in driver's cab	3,400	3,400
Alde heat exchanger (uses engine heat)	1,180	1,180
Total price of individual options	6,400	6,190
Package price	4,900	4,690
Your savings	1,500	1,500
Package weight in kg	83.5	82.5

Article no.		€ incl. 19% VAT	kg	I 4.9 LE	I 4.9 LE L	I 5.0 QB	I 5.0 QB L	I 5.9 XL LE	I 6.2 XL QB
Fiat Ducato chassis									
310071	180 HP / 132 kW engine, Euro VIe, f40 heavy, 8-speed automatic torque converter ⁶⁷⁾	Standard	-	X	X	X	X	X	X
311810	Reinforced front axle springs for optimal ride comfort ⁵⁷⁾	620	-	O	O	O	O	O	O
311815	AL-KO 'ACS' High Performance front axle spring strut ⁵⁷⁾	1,490	-	O	O	O	O	O	O
310467	Weight increase from 4,250 kg to 4,500 kg	340	-	O	O	O	O	-	-
212411	Weight increase from 5,000 kg to 5,400 kg permissible gross vehicle weight ^{30) 49)}	2,630	-	-	-	-	-	O	O
212416	Weight increase from 5,000 kg to 5,500 kg permissible gross vehicle weight (AL-KO Air Premium X2) ^{30) 49)}	8,560	60	-	-	-	-	O	O
212420	Increased load from 5,000 kg to 5,500 kg permissible gross weight (AL-KO Air Premium X4) ^{** 30)}	16,130	82	-	-	-	-	O	O
330840	AL-KO Air Premium X2, full pneumatic suspension at rear axle ¹³⁾	4,790	45	O	O	O	O	-	-
330860	AL-KO Air Premium X2, full pneumatic suspension at rear axle ¹³⁾	5,940	60	-	-	-	-	O	O
330880	AL-KO Air Premium X4, 4-channel full pneumatic suspension at rear/front axle ^{13) 20)}	12,990	59	O	O	O	O	-	-
330900	AL-KO Air Premium X4, 4-channel full pneumatic suspension at rear/front axle ^{13) 20)}	14,990	82	-	-	-	-	O	O
Mercedes-Benz Sprinter chassis									
310467	Weight increase from 4,200 kg to 4,500 kg	340	-	O	O	O	O	-	-
310468	Weight increase from 5,000 kg to 5,500 kg (double axle)	580	-	-	-	-	-	O	O
330841	AL-KO Air Premium X2, full pneumatic suspension at rear axle including PSM module ^{8) 13)}	7,390	45	O	O	O	O	-	-
330861	AL-KO Air Premium X2, full pneumatic suspension at rear axle including PSM module ^{8) 13)}	9,590	60	-	-	-	-	O	O
410011	Entrance step, driver's cab access, electric retraction and extension (recommended)	580	7	O	O	O	O	O	O
Other Fiat / Mercedes-Benz chassis options									
331341	AL-KO HY4 hydraulic supporting jack system at front and rear ⁴⁸⁾	8,280	70	O	O	O	O	O	O
330070	Driver's cab heated seats (driver/passenger seat) ⁶²⁾	800	2	O	O	O	O	O	O
311400	Removable tow bar	1,900	38	O	O	O	O	O	O
311430	Removable tow bar in conjunction with Pedelec scooter garage	2,290	41	-	-	O	O	-	O
Main cabin exterior									
410123	Central locking for exterior hatches and scooter garage hatches	720	5	O	O	O	O	O	O
410150	Additional security locks in the driver's cab door and habitation door	710	2	O	O	O	O	O	O
410260	'Silverline' exterior colour concept (driver's cab and habitation in silver) ²¹⁾	3,950	1	O	O	O	O	O	O
410580	Roof awning aluminium cassette, grey canvas, length: 5.0 m	2,100	50	O	O	O	O	O	O
410601	Roof awning aluminium cassette, grey canvas, length: 5.5 m	2,340	55	-	O	-	O	O	O
410640	Electric roof awning (230 V) aluminium cassette, grey canvas, length: 5.5 m ⁴³⁾	3,010	60	-	O	-	O	O	O
410670	Electric roof awning (230 V) aluminium cassette, grey canvas, length: 6.0 m ⁴³⁾	3,330	65	-	-	-	-	O	O
410690	LED light strip on roof awning	350	5	O	O	O	O	O	O
410660	Insulating mat for front and side windows, outside	460	6.5	●	●	●	●	O	O
410700	Insulating double glazing in side windows / door windows in driver's cab	1,150	10.5	●	●	●	●	X	X
410114	Patented Pedelec scooter garage, loading height of up to 124 cm ^{42) 66)}	590	11	-	-	O	O	-	O
410925	Push-in and transport system for 2 Pedelecs / E-bikes ⁷¹⁾	730	28.5	-	-	O	O	-	O
Electrical system									
510054	Lithium-ion battery 150 Ah incl. battery computer and separate touch display ⁵⁵⁾	2,200	-34	O	O	O	O	O	O
510055	2nd 150 Ah lithium-ion battery, total 300 Ah, including battery computer ⁵⁵⁾	2,410	16	O	O	O	O	O	O
510081	Solar system: 2 x 110 Watt ¹²⁾	1,990	16,5	O	O	O	O	O	O
510180	Inverter for 12 V to 230 V, 1,800 Watts with mains priority circuit	1,950	8	●	●	●	●	●	●
510255	Socket package with additional sockets (3 x 230 V, 2 x USB) ⁴⁵⁾	490	2.5	O	O	O	O	O	O
510201	Carthago Security alarm system ³⁵⁾	1,420	3	O	O	O	O	O	O

Article no.		€ incl. 19% VAT	kg	I4.9 LE	I4.9 LE L	I5.0 QB	I5.0 QBL	I5.9 XL LE	I6.2 XL QB
Gas Water Miscellaneous									
610021	Gas filter for Truma DuoControl CS (recommended) ⁹⁵⁾	220	0.5	○	○	○	○	○	○
610120	Exterior gas connection behind double floor exterior storage compartment on passenger's side	270	5	○	○	○	○	○	○
610140	Hot / cold exterior shower in scooter garage on passenger's side	350	2.5	○	○	○	○	○	○
610220	Thetford C 260 toilet with ceramic insert (superior series) ⁹²⁾	230	5	○	○	○	○	○	○
610500	Aluminium chequered floor for scooter garage ⁶⁶⁾	180	11	○	○	○	○	○	○
Kitchen Appliances									
550081	Tec-Tower fridge combination 153 l with separate gas oven ⁷⁵⁾	880	16.5	○	○	○	○	○	○
550067	Gas oven with grill function in kitchen base unit ³⁷⁾	1,060	8.5	○	○	○	○	○	○
550286	Capsule coffee machine with connecting kit incl. pull-out system	410	2	●	●	●	●	●	●
Heating Air conditioning									
650040	Truma Combi 6E (additional electric heating element 2 x 900 Watt / 230 V) ⁶³⁾	740	1	○	○	○	○	-	-
650230	Alde warm water heater, 230 V / gas operation with booster in driver's cab ⁶³⁾	3,400	56	●	●	●	●	X	X
650240	Alde heat exchanger (uses engine heat)	1,180	9.5	●	●	●	●	○	○
650260	Truma Aventa Comfort roof-mounted air conditioning system ¹²⁾ ¹⁴⁾	2,710	31	○	○	○	○	○	○
Multimedia									
710029	Pioneer 9" multimedia system incl. navigation, motorhome route guidance, DAB+ (Fiat Ducato) ¹⁹⁾	1,560	3	○	○	○	○	○	○
710180	Reversing camera system with double lens, shutter including 7" colour monitor ⁸³⁾	1,840	1	○	○	○	○	○	○
710503	TV pull-out system in side bench seat ³⁶⁾	710	2	●	●	●	●	-	-
710548	32" Smart LED TV for TV pull-out system ³⁹⁾	1,980	8	●	●	●	●	-	-
710505	40" Smart LED TV incl. electric pull-out system ³⁹⁾	3,070	18	-	-	-	-	●	●
910460	Additional TV connection in sleeping area ²⁵⁾ ³⁶⁾	340	1.5	●	●	-	●	●	-
710481	TV cabinet in sleeping area with TV pull-out system and connection set ³⁶⁾	920	8.5	●	●	-	-	●	-
710477	Pre-wiring for TV connection in sleeping area incl. cable set and cover panel	290	1	-	-	●	-	-	●
710472	24" Smart LED TV for TV cabinet in sleeping area or bathroom rear wall ²³⁾ ²⁵⁾ ³⁹⁾ ⁸⁷⁾	1,460	4	●	●	-	●	●	-
710478	24" Smart LED TV in sleeping area incl. TV bracket, power contact switch, TV signal ²³⁾ ³⁹⁾ ⁸⁶⁾	1,950	5.5	-	-	●	-	-	●
710575	Service camera at waste water tank outlet pipe ⁸⁵⁾	570	0.5	○	○	○	○	○	○
Satellite systems									
750041	Teleco Flatsat Classic 85 satellite system with CI slot ¹²⁾ ²³⁾	3,450	15	○	○	○	○	○	○
750046	Teleco Flatsat Easy Skew Smart 90 / Twin LNB for second TV ¹²⁾ ²³⁾	3,810	16.5	○	○	○	○	○	○
Interior									
810026	linea progressiva world of style (not superior) ⁷⁸⁾	870	-	○	○	○	○	○	○
810100	Carpet for living area	370	7.5	○	○	○	○	○	○
810120	Carpet for driver's cab area	190	2	○	○	○	○	○	○
810465	'Sky Dream Comfort' driver's cab incl. two panoramic skylights (instead of drop-down bed) ⁷⁶⁾	2,290	10	○	○	○	○	○	○
810340	Drop-down bed with Carawinx sprung base instead of slatted frame	520	5	○	○	○	○	○	○
810580	Lounge seating area can be converted into a sleeping area ⁶⁹⁾	590	7.5	○	○	○	○	○	○
810684	Lounge seating area with shortened L-side for wider passageway	320	-	○	○	○	○	-	-
810680	5th seat in side bench seat with 3-point seat belt ⁵⁾	1,030	10	○	○	○	○	○	○

Article no.		€ incl. 19% VAT	kg	14.9 LE	14.9 LE L	15.0 QB	15.0 QBL	15.9 XL LE	16.2 XL QB
Living area materials									
850600	Barcelona/Antara fabric combination	Standard	-	X	X	X	X	X	X
850610	Venezia/Antara fabric combination	Standard	-	X	X	X	X	X	X
850640	Davos/textile leather fabric combination	420	1	O	O	O	O	O	O
850710	Ivory part leather/leather fabric combination	1,490	2	O	O	O	O	O	O
850720	Macchiato part leather/leather fabric combination	1,490	2	O	O	O	O	O	O
850690	Ivory leather	3,680	3	O	O	O	O	O	O
850730	Sand leather	3,680	3	O	O	O	O	O	O
850740	Macchiato leather	3,680	3	O	O	O	O	O	O
850501	World of sleeping & décor set: decorative cushions, bed throw, fitted sheet set ²⁶⁾	410	3.5	O	O	O	O	O	O

The jewel in the crown of the Carthago liner class:
more comfort, more self-sufficiency, more independence

Exclusive exterior design:



- Carthago full LED headlights
- Modern GRP bus rear
- Carthago rear lights with dynamic LED indicators

Living area concept:



- Two-level room concept with standing height in the living area: 2.11 m
- Spacious and extra comfortable round seating area for up to 6 people

Double floor with huge, heated storage compartment:



- Usable height up to 70 cm
- Exterior access via several large hatches. Convenient interior access via the seat bench cover of the round seating area, the swing-up side seat bench and large living area floor hatches
- Large, central through-loading space (interior height 22 cm) with extra-low double floor storage compartment (usable height 46 cm), conveniently loadable through the XL habitation door via the large, self-supporting living area floor hatches
- Entire double floor heated with climate storage function

Maximum self-sufficiency:



- 235 l fresh water / 185 l waste water
- 150 Ah lithium-ion battery as standard
- Alde warm water heating technology



- Optional unlimited electric power pack with Mastervolt premium technology

AL-KO low frame Carthago special:



Mercedes-Benz
AL-KO

- Fiat Ducato AL-KO single axle up to 4.8 t / double axle up to permissible gross weight of 5.5 t
- Mercedes-Benz AL-KO single axle up to 4.5 t / double axle up to permissible gross weight of 5.5 t

Base vehicle

- Carthago full LED headlights (dipped and high beam) including LED daytime driving lights
- Fog lights
- Driver / passenger airbag ¹¹⁾
- Mud flaps on front and rear axle
- Fix & Go repair kit
- 16-inch steel wheels
- All-weather tyres (M+S)

Fiat Ducato with AL-KO low frame Carthago special

- Engine: 2.2 l diesel Multijet 3 with Adblue (19 l), 180 HP / 132 kW, 4 cylinders, 380 Nm, Euro VIe, front-wheel drive
- 90-litre fuel tank
- **8-speed automatic torque converter as standard**
- Reinforced front axle spring with increased axle load up to 2.3 t
- Start / Stop system
- Side wind assistant (single axle models), cruise control, ABS, ESP, ASR, electric immobiliser, hill hold control, hill descent control, traction plus, trailer stability control, collision braking system ⁶⁵⁾
- Manual air-conditioning system
- Glove compartment
- Wheel trims with Carthago lettering

Mercedes-Benz Sprinter with AL-KO low frame Carthago special

- Engine: 2.0 l diesel with Adblue (22 l), 150 HP / 110 kW, 4 cylinders, 330 Nm, Euro VI E, 6-speed gearbox, front-wheel drive
- 65-litre fuel tank
- Reinforced front axle with increased axle load of 2.1 t
- Keyless Start incl. Start/Stop button
- Side wind assistant (single axle model), Hillholder, ABS, ASR, EBV, ESP
- Active Brake Assist and Active Attention Assist
- Driver and passenger cup holders, glove compartment on passenger's side
- Hinged lid for storage compartment
- Automatic driving light control
- Mercedes-Benz emergency call system, breakdown management
- Fleece battery 12 V / 92 Ah
- Wide-gauge front axle
- Pre-wiring (cable set) for main cabin door central locking system
- Electric warm air auxiliary heating in driver's cab
- Original Mercedes-Benz wheel trims

liner premium-class body construction

- 10-year water ingress guarantee
- Wood-free bodywork with GRP roof and floor covering
- Roof/wall connection via curved roof and frame member
- Roof system rails at side with rainwater deflection function
- Side and rear walls with aluminium on the interior and exterior
- RTM hard foam insulating core in roof, floor and side wall
- Floor to side wall connection using aluminium frame member bonded over its entire surface with additional cold stop
- Total wall and roof thickness, 38 mm
- Body with lightning strike protection / Faraday cage
- Exterior hatches made from original 'Carthago Isoplus' side wall material
- Internal/external flap seal, outer seal as water spray protection
- Exterior hatches and main cabin door with internal hinges
- Fuel tank flap flush-mounted in side wall
- Segmented side skirts made from aluminium profile
- GRP bus rear with double-shell insulation, separate rear bumper
- Carthago rear lights with dynamic LED indicators
- Seitz de Luxe main cabin window, double frame with insulated glazing and no thermal bridge and flat outer window surface, insect screen roller blind and pleated blackout blind
- LED exterior light above main cabin door with rain deflector
- Electrically extending entrance step for main cabin door with warning buzzer

Driver's cab

- Dashboard sloping steeply towards front (view of road surface in Fiat 2.77 m, in Mercedes-Benz 3.77 m)
- Extra-high panoramic windscreen with increased depth
- 'Exclusive' designer front end with black panel above windscreen (Fiat Ducato)
- 'liner' engine hood design – visual windscreen extension (Fiat Ducato)
- Pleated blackout blinds behind side windows (operated from the side)
- Front mask in GRP, with double-shell insulation
- Driver's cab seats further apart: better vision and more access width in driver's cab
- Driver's cab door with security double locking, electric windows, rain gutter
- Soundproofing for engine compartment
- Aguti 'Roadliner' driver's and passenger's comfort seats with Carthago label, in same material as living area, rotatable, with integrated seat belts and padded armrests
- Dashboard with leather-covered moulded part, practical sideboard and wiring for integrated reversing camera monitor and drinks bottle holder
- Leather-covered bottom panelling for drop-down bed, LED spotlights and storage compartments at the side
- Headroom beneath drop-down bed of up to 190 cm
- Sideboard on passenger's side with two heating convectors and storage compartment above

Driver's cab heating concept

- Insulating double glazing in driver's cab: side and door windows
- Convector package with 2-speed fan (booster) beneath driver's seat (Fiat), or in sideboard (Mercedes-Benz), for targeted footwell heating
- Electric honeycomb insulating pleated windscreen blind with individually programmable privacy and sun visor function
- Dashboard surface targeted heating for additional heating of the driver's cab (surface heating effect): integrated heating convectors with circulation baffle plate (double convectors on driver's and passenger's sides)
- Driver's cab door entrance: targeted heating with additional convector

Double floor storage compartment

- Usable height up to 70 cm
- Through-loading storage compartment with lighting and heating
- Outside access via several large hatches
- Interior access via the round lounge seating area with patented fitting, swing-up side seat bench and via the large living area floor hatches
- Central through-loading space (interior height 22 cm) with low double floor storage compartment (usable height 46 cm)

Large scooter garage

- Scooter garage load capacity up to 450 kg
- Large garage hatches on passenger's and driver's sides, with gas struts
- Garage floor with GRP on top and bottom, anti-slip coating
- With all-around frost-proof insulation and heating
- Lashing system via aluminium support beam, including eight lashing eyes
- Outdoor shower in scooter garage on passenger's side (hot / cold)

Interior

- linea chiara world of style: Noce Fino furniture decor with overhead cabinet doors in high gloss ivory

Living area

- Inside of walls and roof with microfibre, climate-regulating wall lining
- Large front round seating area with wide side bench seat
- XL models: XL round seating area with long side sofa including pull-out sleeping and seating surface on passenger's side
- Heki III panoramic skylight above round seating area with LED spotlights
- Living area window above side bench seat on passenger's side
- Luxury living area table, movable in two directions (via foot pedal)
- Swivel-out shoe cabinet with storage system integrated in base of bench seat, locking mechanism via electric central locking in kitchen
- Seat padding with multilayer premium foam core and back support function
- 'Durafix' double connecting technology: furniture parts screwed together and mortised
- Hatches with soft closing mechanism
- Removable decorative curtain, Roman blind system can be adjusted and fixed vertically

Kitchen

- Comfort corner kitchen with pull-out kitchen work surface with worktop extension, easily accessible storage space reserves, bottle holder and two waste bins
- Kitchen worktop surface in 'Savannah' finish with Corian drip edge
- Worktop lit from underneath with LED light strip
- 'Easy glide' kitchen drawers with roller slides and soft-close mechanism
- Electric central locking in the kitchen area including bar cabinet and shoe cabinet
- Separate cutlery drawer with organiser
- 3-ring hob with divided glass cover for additional storage space with robust cast iron pan support and easy-clean glass base
- Round stainless steel sink embedded in work surface with multi-functional sink cover including wall holder for increasing size of work surface
- Designer water tap in metal with pull-out spray head
- Kitchen rear wall in cream decorative glass
- Coffee machine lift can be lowered from overhead storage cabinet
- Large fridge with door opening on both sides, separate freezer compartment, automatic energy source selection 12 V / 230 V / gas operation
- Slide out storage cabinet, floor-to-ceiling in XL models.
- Electric roof light fan

Bathroom & dressing room

Dressing room & room partitioning

- Dressing room incl. Mini-Heki skylight with lockable partition door and solid wood sliding door (XL models) to living area
- Solid wood sliding door in front of sleeping area (50 LE model)
- Pull-out TV wall and room divider in front of sleeping area (51 QB models)
- Solid wood sliding door in front of sleeping area with full length mirror (XL models)
- Floor-to-ceiling wardrobe with two clothes rails and shelf integrated in the dressing room (50 LE models, XL models)

Luxury bathroom with separate shower room (50 LE, 51 QB models)

- Waterproof shower insert in same design as living area floor
- Rain shower with roof light, standing height 1.98 m
- Shower tray and shower corner pillar in dark granite look, shower walls in marble design incl. clothes hooks
- Height-adjustable shower head on chromium rail (50 LE model)
- Wash stand base unit with toilet roll holder, mirrored storage cabinet
- Luxury bathroom door with 3-way function (bathroom double door for toilet and room partitioning from living area)

XL bathroom with XL room concept (61 XL LE, 64 XL QB models)

- Open wash area and designer washbasin
- Mini-Heki skylight
- XL round shower with waterproof shower insert in same design as living area floor and 'one level' flush-mounted shower entrance
- Rain shower with roof light, including blackout blind
- Shower head height-adjustable on chrome rail
- Shower tray and shower corner pillar in dark granite look, shower walls in marble design incl. clothes hooks
- Additive hot water underfloor heating: additional heating coils in double floor area of bathroom
- Micro-Heki skylight in toilet
- Separate toilet with side window, towel warmer as well as footwell extension

Sleeping

Drop-down bed above driver's cab area

- Slatted frame and high-quality mattress
- Extra-low positioning of the bed: access via side seat
- Wobble-free support when lowered, bookshelf and LED spotlights
- Dividing curtain between drop-down bed and living area
- Mini-Heki skylight

Fixed beds in rear

- Carawinx medically endorsed point elastic sleeping system, heated and ventilated
- 7-zone, high-quality cold foam mattress
- Mini-Heki skylight
- Raisable head section

Lengthways single beds

- Pull-out comfort access steps with additional storage compartment, including sleeping area extension
- Integrated TV cabinet in sleeping area with shelf
- Wardrobes beneath the beds, lowered into the double floor, with lift function and divided mattress
- All-around overhead storage cabinets

On-board technology

Water

- Fresh water and waste water tank in heated double floor, cleaning opening via living area floor hatches or scooter garage (depending on model)
- Ball-type drain valve positioned in the double floor, protected from frost (central water drain)
- Low-maintenance pressurised water pump system
- Waste water hose set with bayonet connection

Gas

- External gas bottle compartment in low position
- Holds 2 x 11 kg gas bottles
- Gas isolation taps in kitchen area

Electrical system

- Easily accessible electrical centre in scooter garage, including charger / fuses/ fuse protection, 36A (2x 18A) automatic charger, electronic adjustment, automatic shut-off when voltage too low, including starter battery charging function
- Heated battery centre, **150 Ah lithium-ion battery in double floor storage compartment**, accessible from scooter garage (in Fiat single-axle models via double floor storage compartment on passenger's side), main power switch
- Multifunctional panel behind technical panel above main cabin door
- 230 V socket in seating area, entrance area, kitchen, bathroom, scooter garage
- 12 V socket in driver's cab (Fiat: 2 x Mercedes-Benz: 1 x), scooter garage
- USB socket in driver's cab (Fiat: 2 x Mercedes-Benz: 1 x)

Innovative lighting concept

- Lighting system with numerous LED spotlights in driver's cab, living area and dressing room with stepless dimming
- Ceiling canopy with additional LED spotlights and indirect LED lighting
- LED mood light with background lighting in the entrance area
- LED mood light in kitchen area / plinth of seat bench
- LED mood light with backlighting in round bathroom wall
- Night lighting in floor with LED spotlights, can be switched on from entrance and sleeping area
- Living area step to dressing room with flush-fitted panel lighting

TV

- 'Quick up' TV pull-out system in side seat bench backrest for 32" Smart LED TV, connection pre-wiring for 32"/40" Smart LED TV

Alde warm water heating technology

- Alde hot water heater (with separate heating circuit in XL models), operated using 230 V electricity or gas, including 230 V heating cartridge, hot water boiler, bleed valves, numerous convector heaters in driver's cab, dashboard, living area, double floor and scooter garage
- Underfloor heating effect due to heated climate storage double floor
- Additive hot water underfloor heating: additional heating coils in double floor area of XL bathroom
- Dashboard with targeted heating for additional heating of the driver's cab: insulated sandwich area beneath dashboard with warm water heating coils for surface heating booster: convector package with 2-speed fan underneath driver's seat, additional convector heater at doorway entrance



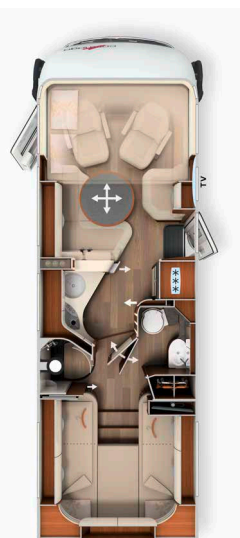
Fiat models:
180 HP engine incl. 8-speed
automatic torque converter as
standard



Please carefully read the legal
notes concerning weight-related
information on pages 3-6 before
concluding the contract!



Alternatively, you can scan the
QR code, and you will also receive
all of the important information
on the subject of weight!



FIAT
PROFESSIONAL
AL-KO DA



Mercedes-Benz
AL-KO DA

	I 50 LE	I 50 LE DA	
Base vehicle	Fiat Ducato	Fiat Ducato	Mercedes-Benz Sprinter
Transmission	8G automatic torque converter	8G automatic torque converter	6-speed manual transmission
Standard chassis	AL-KO low frame 40 heavy	AL-KO low frame DA 40 heavy	AL-KO low frame DA 415 CDI
Base engine	Diesel 2.2 l (180 HP / 132 kW)	Diesel 2.2 l (180 HP / 132 kW)	Diesel 2.0 l (150 HP / 110 kW)
Length/width/height (mm) ^{1) 2) 3)}	7,890 / 2,270 / 3,080	7,890 / 2,270 / 3,090	8,080 / 2,270 / 3,120
Wheel base (mm)	4,543	3,820 / 800	3,920 / 800
Double floor height / Double floor storage compartment (mm)	220 / 460	220 / 460	
Headroom in living area / dressing room / sleeping area (mm)	2,110 / 1,980	2,110 / 1,980	
Rear garage interior height (mm)	1,320	1,320	
Door width / height rear garage at passenger side (mm)	1,150 x 1,280	1,150 x 1,280	
Door width / height, rear garage at passenger side (mm)	1,150 x 1,280	1,150 x 1,280	
Technically permissible gross vehicle weight (kg) ⁹⁾	4,500 / 4,800*	5,000 / 5,500*	
Weight in running order (kg) ⁶⁾	3,905 (3,710 - 4,100)	4,065 (3,862 - 4,268)	4,047 (3,845 - 4,249)
Weight of additional equipment in series production specified by the manufacturer (kg) ⁷⁾	207	545	561
Max. towed load (kg) ¹⁰⁾	1,800	1,800	1,600
Max. number of seats with 3-point safety belt while driving (standard / optional) ⁵⁾	4 / 5 ¹⁵⁾	4 / 5 ¹⁵⁾	
Sleeping berths (standard / optional)	4 / 5	4 / 5	
Rear bed dimensions (mm)	2,010 / 2,030 x 850	2,010 / 2,030 x 850	
Drop-down bed dimensions (mm)	1,950 x 1,600	1,950 x 1,600	
Seating area bed conversion dimensions (mm)**	1,930 x 1,290 / 845	1,930 x 1,290 / 845	
Fridge volume / of which freezer compartment (l)	153 / 29	153 / 29	
Heating system	Alde WW	Alde WW	
Fresh water volume (l) ⁵²⁾	235	235	
Fresh water tank volume with filling in running order (l)	50	50	
Waste water volume (l)	185	185	
Battery capacity (Ah)	150 Ah lithium	150 Ah lithium	
230 V / 12 V / USB sockets	5 / 3 / 2	5 / 3 / 2	5 / 2 / 1
Article no.	132138	132148	132448

* Optional with max. payload

** In conjunction with special equipment

²⁾ Total vehicle width is the measurement from exterior wall to exterior wall (wheel arches on the side, approx.: + 70 mm).



Fiat models:
180 HP engine incl. 8-speed
automatic torque converter as
standard



Please carefully read the legal
notes concerning weight-related
information on pages 3-6 before
concluding the contract!



Alternatively, you can scan the
QR code, and you will also receive
all of the important information
on the subject of weight!



	I 51 QB	I 51 QB DA	
Base vehicle	Fiat Ducato	Fiat Ducato	Mercedes-Benz Sprinter
Transmission	8G automatic torque converter	8G automatic torque converter	Mercedes-Benz Sprinter
Standard chassis	AL-KO low frame 40 heavy	AL-KO low frame DA 40 heavy	AL-KO low frame DA 415 CDI
Base engine	Diesel 2.2 l (180 HP / 132 kW)	Diesel 2.2 l (180 HP / 132 kW)	Diesel 2.0 l (150 HP / 110 kW)
Length/width/height (mm) ^{1) 2) 3)}	7,910 / 2,270 / 3,080	7,910 / 2,270 / 3,090	8,110 / 2,270 / 3,120
Wheel base (mm)	4,543	3,820 / 800	3,920 / 800
Double floor height / Double floor storage compartment (mm)	220 / 460	220 / 460	
Headroom in living area/ dressing room / sleeping area (mm)	2,110 / 1,980	2,110 / 1,980	
Rear garage interior height (mm)	1,120 / 1,240**	1,120 / 1,240**	
Door width / height rear garage at passenger side (mm)	1,150 x 1,080	1,150 x 1,080	
Door width / height, rear garage at passenger side (mm)	1,150 x 1,080	1,150 x 1,080	
Technically permissible gross vehicle weight (kg) ⁹⁾	4,500 / 4,800*	5,000 / 5,500*	
Weight in running order (kg) ⁶⁾	3,875 (3,681 - 4,069)	4,035 (3,833 - 4,237)	4,017 (3,816 - 4,218)
Weight of additional equipment in series production specified by the manufacturer (kg) ⁷⁾	237	575	592
Max. towed load (kg) ¹⁰⁾	1,800	1,800	1,600
Max. number of seats with 3-point safety belt while driving (standard / optional) ⁵⁾	4 / 5 ¹⁵⁾	4 / 5 ¹⁵⁾	
Sleeping berths (standard / optional)	4 / 5	4 / 5	
Rear bed dimensions (mm)	2,000 x 1,450	2,000 x 1,450	
Drop-down bed dimensions (mm)	1,950 x 1,600	1,950 x 1,600	
Seating area bed conversion dimensions (mm) ***	1,930 x 1,290 / 845	1,930 x 1,290 / 845	
Fridge volume / of which freezer compartment (l)	153 / 29	153 / 29	
Heating system	Alde WW	Alde WW	
Fresh water volume (l) ⁵²⁾	235	235	
Fresh water tank volume with filling in running order (l)	50	50	
Waste water volume (l)	185	185	
Battery capacity (Ah)	150 Ah lithium	150 Ah lithium	
230 V / 12 V / USB sockets	5 / 3 / 2	5 / 3 / 2	5 / 2 / 1
Article no.	132178	132188	132488

* Optional with max. payload

** Optional Pedelec scooter garage

*** In conjunction with special equipment

²⁾ Total vehicle width is the measurement from exterior wall to exterior wall (wheel arches on the side, approx.: + 70 mm).




Fiat models:
180 HP engine incl. 8-speed
automatic torque converter as
standard



Please carefully read the legal
notes concerning weight-related
information on pages 3-6 before
concluding the contract!



Alternatively, you can scan the
QR code, and you will also receive
all of the important information
on the subject of weight!



	I 61 XL LE		I 64 XL QB	
Base vehicle	Fiat Ducato	Mercedes-Benz Sprinter	Fiat Ducato	Mercedes-Benz Sprinter
Transmission	8G automatic torque converter	6-speed manual transmission	8G automatic torque converter	6-speed manual transmission
Standard chassis	AL-KO low frame DA 40 heavy	AL-KO low frame DA 415 CDI	AL-KO low frame DA 40 heavy	AL-KO low frame DA 415 CDI
Base engine	Diesel 2.2 l (180 HP / 132 kW)	Diesel 2.0 l (150 HP / 110 kW)	Diesel 2.2 l (180 HP / 132 kW)	Diesel 2.0 l (150 HP / 110 kW)
Length/width/height (mm) ^{1) 2) 3)}	8,590 / 2,270 / 3,090	8,780 / 2,270 / 3,120	8,840 / 2,270 / 3,090	9,030 / 2,270 / 3,120
Wheel base (mm)	4,240 / 800	4,340 / 800	4,240 / 800	4,340 / 800
Double floor height / Double floor storage compartment (mm)	220 / 460		220 / 460	
Headroom in living area / dressing room / sleeping area (mm)	2,110 / 1,980		2,110 / 1,980	
Rear garage interior height (mm)	1,320		1,120 / 1,240**	
Door width / height rear garage at passenger side (mm)	1,110 x 1,280		1,150 x 1,080	
Door width / height, rear garage at passenger side (mm)	1,110 x 1,280		1,150 x 1,080	
Technically permissible gross vehicle weight (kg) ⁹⁾	5,000 / 5,500*		5,000 / 5,500*	
Weight in running order (kg) ⁶⁾	4,245 (4,033 - 4,457)	4,257 (4,044 - 4,470)	4,295 (4,080 - 4,510)	4,307 (4,092 - 4,522)
Weight of additional equipment in series production specified by the manufacturer (kg) ⁷⁾	356	342	303	289
Max. towed load (kg) ¹⁰⁾	1,800	1,600	1,800	1,600
Max. number of seats with 3-point safety belt while driving (standard / optional) ⁵⁾	4 / 5 ¹⁵⁾		4 / 5 ¹⁵⁾	
Sleeping berths (standard / optional)	4 / 5		4 / 5	
Rear bed dimensions (mm)	2,000 / 2,000 x 850		2,000 x 1,450	
Drop-down bed dimensions (mm)	1,950 x 1,600		1,950 x 1,600	
Seating area bed conversion dimensions (mm) ***	1,940 x 1,480 / 845		1,940 x 1,480 / 845	
Fridge volume / of which freezer compartment (l)	153 / 29		153 / 29	
Heating system	Alde WW		Alde WW	
Fresh water volume (l) ⁵²⁾	235		235	
Fresh water tank volume with filling in running order (l)	50		50	
Waste water volume (l)	185		185	
Battery capacity (Ah)	150 Ah lithium		150 Ah lithium	
230 V / 12 V / USB sockets	5 / 3 / 2	5 / 2 / 1	5 / 3 / 2	5 / 2 / 1
Article no.	132212	132412	132222	132422
				193,980

* Optional with max. payload

** Optional Pedelec scooter garage

*** In conjunction with special equipment

²⁾ Total vehicle width is the measurement from exterior wall to exterior wall (wheel arches on the side, approx.: + 70 mm).

Article no.	216082		212088
Super package	Weight	Fiat	Mercedes-Benz Double axle
	kg	EUR	EUR
Chassis options			
Tempmatik semi-automatic air conditioning system ³³⁾		-	3,040
Cruise control		Standard	540
Charge booster 70A ⁴⁷⁾		420	420
92-litre fuel tank		-	480
Leather steering wheel with multifunctional buttons option (incl. leather gear stick for manual transmission)		-	450
Instrument cluster with colour display		-	570
Rain sensor		-	230
Electric handbrake		-	570
Driver's cab comfort seats with tilt and height adjustment (front/rear)		580	580
Wind-down rear steadies to prevent swaying when stationary		440	440
MBUX 10.2" multimedia system incl. sat nav and DAB+		-	4,490
Traffic sign assist		-	430
Main cabin options			
'Carthago best view' bus mirror system with entrance lighting, electrically adjustable and heatable		410	410
'Safetylux' XL main cabin door (width 63 cm) with safety double locking and 'coming home' ¹⁷⁾		1720	1720
Central locking for driver's cab doors and main cabin door, exterior hatches and scooter garage hatches ⁹⁸⁾		1,180	1,180
Scooter garage upgrade with needle felt, luggage nets, securing system		350	350
SOG toilet ventilation via roof flue		370	370
Alde heat exchanger (uses engine heat)		1,180	1,180
Truma DuoControl CS ⁷³⁾		440	440
Designer bar cabinet with glass holder and glass set above kitchen ¹⁸⁾		490	490
Carthago 3-piece Nautic ship's clock set integrated in the underside of the drop-down bed ⁵³⁾		320	320
Thetford C260 toilet with ceramic insert		230	230
USB socket in overhead storage cabinet above rear bed		110	110
Pre-wiring for solar system		240	240
Pre-wiring for satellite system		240	240
Pre-wiring for reversing camera (single lens)		240	240
Pioneer 6.8" radio / moniceiver incl. DAB+, pre-wiring for radio, roof antenna, speakers (4x) ⁵⁴⁾ ⁸⁰⁾ ⁸⁸⁾		1,100	-
Reversing camera system with single lens and 7" colour monitor at side of dashboard		1,150	1,150
Total price of individual options		11,210	20,910
Package price		7,850	15,990
Your savings		3,360	4,920
Package weight in kg		58	106.5
SURCHARGE Pioneer 9" multimedia system incl. sat nav, motorhome route guidance, DAB+ ¹⁹⁾	1	910	-
SURCHARGE Fiat 10.1" multimedia system incl. sat nav, motorhome route guidance and DAB+*	1	1,450	-
SURCHARGE Reversing camera with double lens instead of single lens ⁸³⁾	1	690	690

*Only in conjunction with Chassis Plus package for Fiat

Article no.	216286	216287	216284
Chassis Plus package for Fiat	Single axle	Double axle	Single axle incl. weight increase to 4.8 t
	EUR	EUR	EUR
Leather steering wheel and gear knob	310	310	-
Dashboard finish: ventilation grille in chrome	240	240	-
Fiat 16-inch alloy wheels for f40 heavy chassis / f35 in conjunction with 8-speed automatic torque converter	950	-	-
Fiat 16-inch alloy wheels for f40 heavy chassis (double axle)	-	1350	-
Multi-functional steering wheel (radio remote control via control buttons)	310	310	310
Driver's cab automatic air conditioning ³³⁾	540	540	540
Inductive mobile phone charging tray	340	340	340
Digital instrument cluster with colour display in dashboard ¹⁰⁴⁾	360	360	360
Total price of individual options	3,050	3,450	1,550
Package price	2,900	3,250	1,490
Your savings	150	200	60
Package weight in kg	-7	-11,5	1

Article no.	216289
Chassis Plus package for Mercedes*	Weight
	kg
9-speed TRONIC automatic transmission incl. hold function	3,490
Engine variant 170 HP / 125 kW, Euro VI E (only in conjunction with automatic transmission) ⁹⁹⁾	2,990
16-inch alloy wheels (black) with all-weather tyres (double axle)	2,400
THERMOTRONIC fully automatic air conditioning system ³³⁾	670
Total price of individual options	9,550
Package price	13.5
Your savings	450

*Obligatory for Mercedes-Benz Sprinter 3-axle models

Article no.	212500
Luxury Main Cabin Door package	Weight
	kg
Electric self-closing mechanism for quiet closing	✓
Additional LED lighting in door window for 'coming & leaving home' function	✓
Keyless access system via RFID-Chip (2x) ¹⁰⁸⁾	✓
Electric door opening support from interior and exterior	✓
Package price	2
	1,110

Article no.	212320
Mercedes-Benz Driver's Assistance package* ⁵⁶⁾	Weight
	kg
DISTRONIC active distance assist	✓
Active lane departure warning system	✓
Package price	0
	820

* Only in conjunction with Chassis Plus package. Active brake assistant and active driver drowsiness detection included as standard

Article no.	210731	
Kitchen / Coffee package ¹¹⁰⁾	Weight	
	kg	EUR
Inverter for 12 V to 230 V, 1,800 Watts, mains priority circuit		1,950
Capsule coffee machine for coffee machine lift with connection incl. capsule holder and cup set ⁹⁶⁾		570
Total price of individual options		2,520
Package price	11	2,180
Your savings		340

Article no.	210561		210563
Satellite and TV package	Weight	32": (except XL models)	40": (only XL models)
	kg	EUR	EUR
32" Smart LED TV ³⁹⁾		1,980	-
Electric pull-out for 40" Smart LED TV		-	980
40" Smart LED TV ³⁹⁾		-	2,090
Teleco Flatsat Classic 85 satellite system with skew / twin LNB for second TV ^{12) 23)}		3,810	3,810
Total price of individual options		5,790	6,880
Package price		4,550	5,260
Your savings		1,240	1,620
Package weight in kg		24.5	34.5
SURCHARGE Oyster Vision 85 satellite system with skew / twin LNB for second TV ^{12) 23)}	9	570	570

Article no.		210580	210584
Sleeping Area TV package	Weight	Models: 50 LE, 61 XL LE	Models: 51 QB, 64 XL QB
	kg	EUR	EUR
Carthago TV pull-out system for TV cabinet in sleeping area ³⁶⁾		770	-
24" Smart LED TV in sleeping area ²³⁾ ³⁹⁾		1,460	-
Pre-wiring for TV connection incl. cable set in canopy and cover panel ³⁶⁾		-	290
24" Smart LED TV in rear incl. TV bracket, contact switch ²³⁾ ³⁹⁾ ⁸⁶⁾		-	1,950
Total price of individual options		2,230	2,240
Package price		1,540	1,550
Your savings		690	690
Package weight in kg		12	6.5
SURCHARGE Oyster Vision 85 satellite system with skew and twin LNB for second TV ¹²⁾ ²³⁾	37	3,460	3,460

Article no.	210841	210842
Air Conditioning package	except XL models	only XL models
	EUR	EUR
Truma Aventa comfort roof-mounted air-conditioning system ¹²⁾	2,710	2,710
Electric roof awning (230 V) aluminium cassette, grey canvas, length: 5.5 m ⁴³⁾	3,010	-
Electric roof awning (230 V) aluminium cassette, grey canvas, length: 6.0 m ⁴³⁾	-	3,330
Total price of individual options	5,720	6,040
Package price	4,650	4,900
Your savings	1,070	1,140
Package weight in kg	90	95

Article no.	216133	
Unlimited electric power pack* ¹¹⁰⁾	Weight	
	kg	EUR
3x 100 Ah lithium-ion batteries (Mastervolt) including battery computer for a total of 300 Ah		✓
Digital control panel to access energy management information		✓
'Mastervolt CombiMaster' inverter/charger (2,600 W inverter, 100 A charger)		✓
Package price	52	9.990

* Available from December 2024

Article no.		€ incl. 19% VAT	kg	I 50 LE	I 50 LE DA	I 51 QB	I 51 QB DA	I 61 XL LE	I 64 XL QB
Fiat Ducato chassis									
310071	180 HP / 132 kW engine, Euro VIe, f40 heavy, 8-speed automatic torque converter ⁶⁷⁾	Standard	-	X	X	X	X	X	X
311816	AL-KO 'ACS' high-performance front axle spring strut	940	-	O	O	O	O	O	O
212400	Weight increase from 4,500 kg to 4,800 kg (incl. AL-KO Air Premium X2 / special aluminium wheels) ²⁸⁾	9,290	45	O	-	O	-	-	-
212405	Weight increase from 4,500 kg to 4,800 kg (incl. AL-KO Air Premium X4 / special aluminium wheels) ²⁹⁾	17,490	50	O	-	O	-	-	-
212410	Weight increase from 5,000 kg to 5,400 kg permissible gross vehicle weight (double axle) ³⁰⁾	1,140	-	-	O	-	O	O	O
212415	Weight increase from 5,000 kg to 5,500 kg permissible gross vehicle weight (AL-KO Air Premium X2) ³⁰⁾	7,080	60	-	O	-	O	O	O
212420	Weight increase from 5,000 kg to 5,500 kg permissible gross vehicle weight (AL-KO Air Premium X4) ³⁰⁾	16,130	82	-	O	-	O	O	O
330840	AL-KO Air Premium X2, full pneumatic suspension at rear axle ¹³⁾	4,790	45	O	-	O	-	-	-
330860	AL-KO Air Premium X2, full pneumatic suspension at rear axle ¹³⁾	5,940	60	-	O	-	O	O	O
330880	AL-KO Air Premium X4, 4-channel full pneumatic suspension at rear/front axle ^{13) 20)}	12,990	59	O	-	O	-	-	-
330900	AL-KO Air Premium X4, 4-channel full pneumatic suspension at rear/front axle ^{13) 20)}	14,990	82	-	O	-	O	O	O
Mercedes-Benz Sprinter chassis									
310468	Weight increase from 5,000 kg to 5,500 kg (double axle)	580	-	-	O	-	O	O	O
330861	AL-KO Air Premium X2, full pneumatic suspension at rear axle including PSM module ^{8) 13)}	9,590	60	-	O	-	O	O	O
410011	Entrance step, driver's cab access, electric retraction and extension (recommended)	580	7	-	O	-	O	O	O
Other Fiat / Mercedes-Benz chassis options									
330070	Driver's cab heated seats (driver/passenger seat) ⁶²⁾	800	2	O	O	O	O	O	O
331341	AL-KO HY4 hydraulic supporting jack system at front and rear ⁴⁸⁾	8,280	70	O	O	O	O	O	O
311400	Removable tow bar	1,900	38	O	O	O	O	O	O
311430	Removable tow bar in conjunction with Pedelec scooter garage	2,290	41	-	-	O	O	-	O
Main cabin exterior									
410150	Additional security locks in the driver's cab door and habitation door	710	2	O	O	O	O	O	O
410260	'Silverline' exterior colour concept (driver's cab and habitation in silver) ²¹⁾	4,280	1	O	O	O	O	O	O
410601	Roof awning aluminium cassette, grey canvas, length: 5.5 m	2,340	55	O	O	O	O	O	O
410640	Electric roof awning (230 V) aluminium cassette, grey canvas, length: 5.5 m ⁴³⁾	3,010	60	●	●	●	●	O	O
410670	Electric roof awning (230 V) aluminium cassette, grey canvas, length: 6.0 m	3,330	65	-	-	-	-	●	●
410690	LED light strip on roof awning	350	5	O	O	O	O	O	O
410710	Double floor storage space pull-out system ⁵⁹⁾	990	20	O	O	O	O	O	O
410114	Patented Pedelec scooter garage, loading height of up to 124 cm ^{42) 66)}	590	11	-	-	O	O	-	O
410925	Push-in and transport system for 2 Pedelecs / E-bikes ⁷¹⁾	730	28.5	-	-	O	O	-	O
Electrical system									
510058	2nd and 3rd lithium-ion battery incl. battery computer, total 450 Ah, two extra 18 A chargers, total 72 A	5,020	37	O	O	O	O	O	O
510081	Solar system: 2 x 110 Watt ¹²⁾	1,990	16.5	O	O	O	O	O	O
510101	Solar system: 1 x 135 Watt ¹²⁾	1,490	15	O	O	O	O	O	O
510121	Solar system: 2 x 135 Watt ¹²⁾	2,390	30	O	O	O	O	O	O
510180	Inverter for 12 V to 230 V, 1,800 Watts with mains priority circuit	1,950	8	●	●	●	●	●	●
510255	Socket package with additional sockets (3 x 230 V, 2 x USB) ⁴⁵⁾	490	2.5	O	O	O	O	O	O
510201	Carthago Security alarm system ³⁵⁾	1,420	3	O	O	O	O	O	O
510500	Electric windscreen heater with time control (temporarily unavailable on MB models)	1,290	-	O	O	O	O	O	O

Article no.		€ incl. 19% VAT	kg	I 50 LE	I 50 LE DA	I 51 QB	I 51 QB DA	I 61 XL LE	I 64 XL QB
Gas Water Miscellaneous									
610021	Gas filter for Truma DuoControl CS (recommended) ⁹⁵⁾	220	0.5	○	○	○	○	○	○
610120	Exterior gas connection behind double floor exterior storage compartment on passenger's side	270	5	○	○	○	○	○	○
610240	Thetford toilet with pump system and septic tank ¹⁶⁾ ⁷⁴⁾	3,410	30	-	○	-	○	○	○
610500	Aluminium chequered floor for scooter garage ⁶⁶⁾	180	11	○	○	○	○	○	○
610520	Safe (fitted in double floor)	520	10	○	○	○	○	○	○
Kitchen Appliances									
550020	Kitchen worktop in high-quality Corian	1,590	10	○	○	○	○	○	○
550081	Tec-Tower fridge combination 153 l with separate gas oven ⁷⁵⁾	880	16.5	○	○	○	○	○	○
550284	Capsule coffee machine with connection set incl. capsule holder and cup set ⁹⁶⁾	570	3	●	●	●	●	●	●
Heating Air conditioning									
650180	Additive hot water underfloor heating: heating coils in lounge seating area ⁹¹⁾	580	10	-	○	-	○	○	○
650020	Heated floor mat in driver's cab	630	10	○	○	○	○	○	○
650260	Truma Aventa Comfort roof-mounted air-conditioning system ¹²⁾	2,710	31	●	●	●	●	●	●
Multimedia									
710029	Pioneer 9" multimedia system incl. navigation, motorhome route guidance, DAB+ (Fiat Ducato) ¹⁹⁾	1,560	3	○	○	○	○	○	○
710180	Reversing camera system with double lens, shutter including 7" colour monitor ⁸³⁾	1,840	1	○	○	○	○	○	○
710548	32" Smart LED TV for TV pull-out system ³⁹⁾	1,980	8	●	●	●	●	-	-
710505	40" Smart LED TV incl. electric pull-out system ³⁹⁾	3,070	18	-	-	-	-	●	●
710471	Carthago TV pull-out system for TV cabinet in sleeping area ³⁶⁾	770	8	●	●	-	-	●	-
710477	Pre-wiring for TV connection in sleeping area incl. cable set and cover panel	290	1	-	-	●	●	-	●
710472	24" Smart LED TV for TV cabinet in sleeping area ²³⁾ ²⁵⁾ ³⁹⁾ ⁸⁷⁾	1,460	4	●	●	-	-	●	-
710478	24" Smart LED TV in sleeping area incl. TV bracket, power contact switch, TV signal ²³⁾ ³⁹⁾ ⁸⁶⁾	1,950	5.5	-	-	●	●	-	●
710575	Service camera at waste water tank outlet pipe ⁸⁵⁾	570	0.5	○	○	○	○	○	○
Satellite systems									
750046	Teleco Flatsat Easy Skew Smart 90 / Twin LNB for second TV ¹²⁾ ²³⁾	3,810	16.5	○	○	○	○	○	○
750086	Oyster Vision 85 satellite system with skew / twin LNB for second TV ¹²⁾ ²³⁾	4,020	37	○	○	○	○	○	○
Interior									
810032	linea nobile world of style ⁷⁹⁾	690	-	○	○	○	○	○	○
810100	Carpet for living area	370	7.5	○	○	○	○	○	○
810120	Carpet for driver's cab area	190	2	○	○	○	○	○	○
810465	'Sky Dream Comfort' driver's cab incl. two panoramic skylights (instead of drop-down bed) ⁷⁶⁾	2,290	10	○	○	○	○	○	○
810361	Electrically operated drop-down bed incl. Carawinx	1,650	10	○	○	○	○	○	○
810580	Lounge seating area can be converted into a sleeping area ⁶⁹⁾	590	7.5	○	○	○	○	○	○
810830	Pull-out living area table	800	1	-	-	-	-	○	○
810660	5th seat in side bench with 3-point seat belt ⁵⁾ ⁴⁾ ⁵⁹⁾	1,030	10	○	○	○	○	-	-
810662	5th seat in side bench with 3-point seat belt ⁵⁾ ²⁷⁾	1,030	10	-	-	-	-	○	○

Article no.		€ incl. 19% VAT	kg	I 50 LE	I 50 LE DA	I 51 QB	I 51 QB DA	I 61 XL LE	I 64 XL QB
Living area materials									
850600	Barcelona 23/Antara fabric combination	Standard	-	X	X	X	X	X	X
850610	Venezia/Antara fabric combination	Standard	-	X	X	X	X	X	X
850710	Ivory part leather/leather fabric combination	1,490	2	○	○	○	○	○	○
850720	Macchiato 23 part leather/leather fabric combination	1,490	2	○	○	○	○	○	○
850690	Ivory leather	3,680	3	○	○	○	○	○	○
850730	Sand leather	3,680	3	○	○	○	○	○	○
850740	Macchiato leather	3,680	3	○	○	○	○	○	○
850750	Sand Performance leather	4,250	3	○	○	○	○	○	○
850760	Macchiato Performance leather	4,250	3	○	○	○	○	○	○
850501	World of sleeping & décor set: decorative cushions, bed throw, fitted sheet set ²⁶⁾	410	3.5	○	○	○	○	○	○

The powerhouse of the Carthago liner class:
on the Iveco Daily 5.6 t / 6.7 t with high-traction rear-wheel drive / dual wheels

Exclusive exterior design:



- Carthago full LED headlights
- Modern GRP bus rear
- Carthago rear lights with dynamic LED indicators

Iveco Daily:



- High traction rear wheel drive
- Towed load up to 3,500 kg
- Extremely powerful engine with 3.0 l capacity with up to 207 / 152 kW and torque of 470 Nm (optional)
- AIR-PRO adaptive, electronically adjustable air suspension. The next level in safety and comfort (optional)

Living area concept:



- Two-level room concept with standing height in the living area: 2.11 m
- Spacious and extra comfortable round seating area for up to 6 people

Double floor with huge, heated storage compartment:



- Usable height up to 74 cm (6.7 t: 78 cm)
- Exterior access via several large hatches. Convenient interior access via the seat bench cover of the round lounge seating area, the swing-up side seat bench and large living area floor hatches
- Large, central through-loading space (interior height 20 cm), with storage compartment (usable height 20 cm), convenient loading also through XL habitation door via the large, self-supporting living area floor hatches
- Entire double floor heated with climate storage function

Maximum self-sufficiency:



- 235 l fresh water / 200 l waste water
- 150 Ah lithium-ion battery as standard
- Alde warm water heating technology
- Optional unlimited electric power pack with Mastervolt premium technology

Base vehicle

- Carthago full LED headlights (dipped and high beam) including LED daytime driving lights
- Fog lights
- 16-inch steel wheels
- All-weather tyres (M+S)

Iveco Daily

- Engine: HPI diesel 3.0 l with AdBlue (20 l), 156 HP / 115 kW, Euro VI E, 6-speed gearbox, rear-wheel drive
- 50 LE models: Iveco Daily 5.6 t (permissible gross weight standard 5.6 t / optionally 5.8 t)
- 61 XL LE, 64 XL QB models: Iveco Daily 6.7 t (permissible gross vehicle weight as standard 6.7 t)
- High frame with dual wheels on rear axle
- 90-litre fuel tank
- Front axle with individual wheel suspension and torsion bar suspension, double wishbone and increased axle load capacity, rigid rear axle with parabolic suspension
- ESP, ABS, electronic immobiliser, ASR, hill hold control
- Cruise control
- Assistance display (central TFT cluster)
- Tow bar preparation (cut-out in GRP rear with electrical wiring)
- Spare wheel with holder beneath garage floor
- Heavy-duty rollers at the rear

Liner premium-class body construction

- 10-year water ingress guarantee
- Wood-free bodywork with GRP roof and floor covering
- Roof/wall connection via curved roof and frame member
- Roof system rails at side with rainwater deflection function
- Side and rear walls with aluminium on the interior and exterior
- RTM hard foam insulating core in roof, floor and side wall
- Floor to side wall connection using aluminium frame member bonded over its entire surface with additional cold stop
- Total wall and roof thickness, 38 mm
- Body with lightning strike protection / Faraday cage
- Exterior hatches made from original 'Carthago Isoplus' side wall material
- Internal/external flap seal, outer seal as water spray protection
- Exterior hatches and main cabin door with internal hinges
- Fuel tank flap flush-mounted in side wall
- GRP bus rear with double-shell insulation, separate rear bumper
- Carthago rear lights with dynamic LED indicators
- Seitz de Luxe main cabin window, double frame with insulated glazing and no thermal bridge and flat outer window surface, insect screen roller blind and pleated blackout blind
- LED exterior light above main cabin door with rain deflector
- Electrically extending entrance step for main cabin door with warning buzzer

Driver's cab

- Dashboard sloping steeply towards front for early view of road surface
- Extra-high panoramic windscreen with increased depth
- 'exclusive' designer front mask above windscreen with black panel
- 'liner' engine hood design – visual windscreen extension
- Pleated blackout blinds behind side windows (operated from the side)
- Mirror arm extensions with rainwater deflection function
- Front mask in GRP, with double-shell insulation
- Driver's cab seats further apart: better vision and more access width in driver's cab
- Driver's cab door with security double locking, electric windows, rain gutter
- Coach windscreen wipers wiping in opposing directions
- Soundproofing for engine compartment
- Aguti 'Roadliner' driver's and passenger's comfort seats with Carthago label, in same material as living area, rotatable, with integrated seat belts and padded armrests
- Dashboard with leather-covered moulded part, practical sideboard, as well as pre-wiring for integrated reversing camera monitor and bottle holder

- Leather-covered bottom panelling for drop-down bed, LED spotlights and storage compartments at the side
- Headroom beneath drop-down bed of up to 190 cm
- Sideboard on passenger's side with two heating convectors and storage compartment above

Driver's cab heating concept

- Insulating double glazing in driver's cab: side and door windows
- Convector package with 2-speed fan (booster) beneath driver's seat
- Electric honeycomb insulating pleated windscreen blind with individually programmable privacy and sun visor function
- Dashboard surface targeted heating for additional heating of the driver's cab (surface heating effect): integrated heating convectors with circulation baffle plate (double convectors on driver's and passenger's sides)

Double floor storage compartment

- Usable height up to 74 cm (Iveco Daily 6.7 t: 78 cm)
- Through-loading storage compartment with lighting and heating
- Outside access via several large hatches
- Interior access via the round lounge seating area with patented fitting, swing-up side seat bench and via the large living area floor hatches
- Central through-loading space (interior height 20 cm) with low double floor storage compartment (usable height 20 cm)

Large scooter garage

- Scooter garage load capacity up to 450 kg
- Large garage hatches on passenger's and driver's sides, with gas struts
- Garage floor with GRP on top and bottom, anti-slip coating
- With all-around frost-proof insulation and heating
- Lashing system via aluminium support beam, including eight lashing eyes
- Outdoor shower in scooter garage on passenger's side (hot / cold)

Interior

- linea chiara world of style: Noce Fino furniture finish with overhead cabinet fronts in high-gloss ivory and lotus white

Living area

- Inside of walls and roof with microfibre, climate-regulating wall lining
- Large front round seating area with wide side bench seat
- XL models: XL round seating area with long side sofa including pull-out sleeping / seat surface at passenger side
- Heki III panoramic skylight above round seating area with LED spotlights
- Living area window above side bench seat on passenger's side
- Luxury living area table, movable in two directions (via foot pedal)
- Swivel-out shoe cabinet with storage system integrated in base of bench seat, locking mechanism via electric central locking in kitchen
- Seat padding with multilayer premium foam core and back support function
- 'Durafix' double connecting technology: furniture parts screwed together and mortised
- Hatches with soft closing mechanism
- Removable decorative curtain, Roman blind system can be adjusted and fixed vertically

Kitchen

- Comfort corner kitchen with pull-out countertop to extend work surface, easily accessible storage spaces, bottle holder and two waste bins
- Kitchen worktop surface in 'Savannah' finish with Corian drip edge
- Worktop lit from underneath with LED light strip
- 'Easy glide' kitchen drawers with roller slides and soft-close mechanism
- Electric central locking in the kitchen area including bar cabinet and shoe cabinet
- Separate cutlery drawer with organiser
- 3-ring hob with divided glass cover for additional storage space with robust cast iron pan support and easy-clean glass base
- Round stainless steel sink embedded in work surface with multi-functional sink cover including wall holder for increasing size of work surface
- Designer water tap in metal with pull-out spray head
- Kitchen rear wall in cream decorative glass
- Coffee machine lift can be lowered from overhead storage cabinet
- Large fridge with door opening on both sides, separate freezer compartment, automatic energy source selection 12 V / 230 V / gas operation
- Slide out storage cabinet, floor-to-ceiling in XL models.
- Electric roof light fan

Bathroom & dressing room

Dressing room & room partitioning

- Dressing room incl. Mini-Heki skylight with lockable partition door and solid wood sliding door (XL models) to living area
- Solid wood sliding door in front of sleeping area (50 LE model)
- Solid wood sliding door in front of sleeping area including full length mirror (XL models)
- Floor-to-ceiling wardrobe with two clothes rails and shelf integrated in the dressing room

Luxury bathroom with separate shower room (50 LE model)

- Waterproof shower insert in same design as living area floor
- Rain shower with roof light, standing height 1.98 m
- Shower tray and shower corner pillar in dark granite look, shower walls in marble design incl. clothes hooks
- Shower head height-adjustable on chrome rail
- Wash stand base unit with toilet roll holder, mirrored storage cabinet
- Luxury bathroom door with 3-way function (bathroom double door for toilet and room partitioning from living area)

XL bathroom with XL room concept (61 XL LE, 64 XL QB models)

- Open wash area and designer washbasin
- Mini-Heki skylight
- XL round shower with waterproof shower insert in same design as living area floor and 'one level' flush-mounted shower entrance
- Rain shower with roof light, including blackout blind
- Shower head height-adjustable on chrome rail
- Shower tray and shower corner pillar in dark granite look, shower walls in marble design incl. clothes hooks
- Additive warm water underfloor heating: additional heating coils in double floor in area of bathroom
- Micro-Heki skylight in toilet
- Separate toilet with side window, towel warmer as well as footwell extension

Sleeping

Drop-down bed above driver's cab area

- Slatted frame and high-quality mattress
- Extra-low positioning of the bed: access via side seat
- Wobble-free support when lowered, bookshelf and LED spotlights
- Dividing curtain between drop-down bed and living area
- Mini-Heki skylight

Fixed beds in rear

- Carawinx medically endorsed point elastic sleeping system, heated and ventilated
- 7-zone, high-quality cold foam mattress
- Mini-Heki skylight
- Raisable head section

Lengthways single beds

- Pull-out comfort access steps with additional storage compartment, including sleeping area extension
- Integrated TV cabinet in sleeping area with shelf
- Wardrobes beneath the beds, lowered into the double floor, with lift function and divided mattress
- All-around overhead storage cabinets

On-board technology

Water

- Fresh water and waste water tank in heated double floor, cleaning opening via living area floor hatches or scooter garage (depending on model)
- Ball-type drain valve positioned in the double floor, protected from frost (central water drain)
- Low-maintenance pressurised water pump system
- Waste water hose set with bayonet connection

Gas

- External gas bottle compartment in low position
- Holds 2 x 11 kg gas bottles
- Gas isolation taps in kitchen area

Electrical system

- Easily accessible electrical centre in scooter garage, including charger / fuses / fuse protection, 36 A automatic charger (2 x 18 A), electric control, automatic switch-off when voltage too low, including starter battery charging function
- Heated battery centre, 150 Ah lithium battery in double floor, access via scooter garage, main power switch
- Multifunctional panel behind technical panel above main cabin door
- 230 V socket in seating area, entrance area, kitchen, bathroom, scooter garage
- 12 V socket in driver's cab, scooter garage
- USB socket in driver's cab (2 x)

Innovative lighting concept

- Lighting system with numerous LED spotlights in driver's cab, living area and dressing room with stepless dimming
- Ceiling canopy with additional LED spotlights and indirect LED lighting
- LED mood light with background lighting in the entrance area
- LED mood light in kitchen area / plinth of seat bench
- LED mood light with backlighting in round bathroom wall
- Night lighting in floor with LED spotlights, can be switched on from entrance and sleeping area
- Living area step to dressing room with flush-fitted panel lighting

TV

- 'Quick up' TV pull-out system in side seat bench backrest for 32" Smart LED TV, connection pre-wiring for 32"/40" Smart LED TV

Alde warm water heating technology

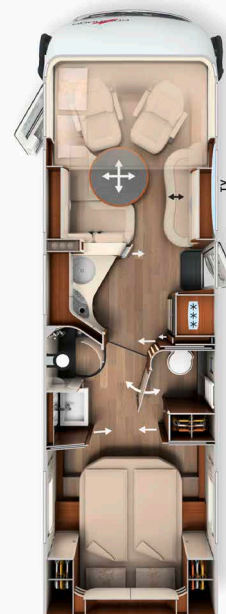
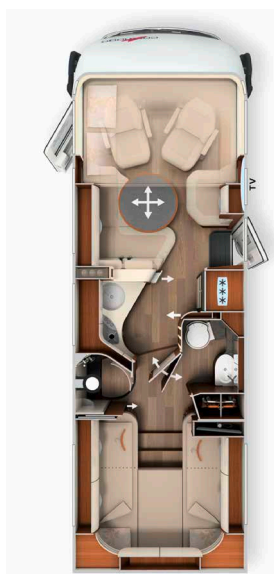
- Alde warm water heating (with separate heating circuit in XL models), operated using 230 V electricity or gas, including 230 V heating cartridge, warm water boiler, venting valves, numerous convectors in driver's cab, dashboard, living area, double floor and scooter garage
- Underfloor heating effect due to heated climate storage double floor
- Additive hot water underfloor heating: additional heating coils in double floor area of XL bathroom
- Dashboard with targeted heating for additional heating of the driver's cab: insulated sandwich area beneath dashboard with hot water heating coils for panel heating booster: convector package with 2-speed fan underneath driver's seat, additional convector heater at doorway entrance



Please carefully read the legal notes concerning weight-related information on pages 3-6 before concluding the contract!



Alternatively, you can scan the QR code, and you will also receive all of the important information on the subject of weight!



	I 50 LE	I 61 XL LE	I 64 XL QB
Base vehicle	Iveco Daily	Iveco Daily	Iveco Daily
Transmission	6-speed manual transmission	6-speed manual transmission	6-speed manual transmission
Standard chassis	Ladder-type frame 5.6 t	Ladder-type frame 6.7 t	Ladder-type frame 6.7 t
Base engine	Diesel 3.0 l (156 HP / 115 kW)	Diesel 3.0 l (156 HP / 115 kW)	Diesel 3.0 l (156 HP / 115 kW)
Length/width/height (mm) ^{1) 2) 3)}	7,910 / 2,270 / 3,125 (3,290**)	8,600 / 2,270 / 3,290	8,855 / 2,270 / 3,290
Wheel base (mm)	4,350	4,750	5,100
Double floor height / Double floor storage compartment (mm)	200 / 200	200 / 200	200 / 200
Headroom in living area / dressing room / sleeping area (mm)	2,110 / 1,980	2,110 / 1,980	2,110 / 1,980
Rear garage interior height (mm)	1,450	1,450	1,290
Door width / height rear garage at passenger side (mm)	1,150 x 1,400	1,100 x 1,280	1,150 x 1,200
Door width / height, rear garage at passenger side (mm)	1,150 x 1,400	1,100 x 1,280	1,150 x 1,200
Technically permissible gross vehicle weight (kg) ⁹⁾	5,600 / 5,800* / 6,700*	6,700	6,700
Weight in running order (kg) ⁶⁾	4,205 (3,995 - 4,415)	4,655 (4,422 - 4,888)	4,675 (4,441 - 4,909)
Weight of additional equipment in series production specified by the manufacturer (kg) ⁷⁾	1,003	1,641	1,618
Max. towed load (kg) ¹⁰⁾	3,500	3,500	3,500
Max. number of seats with 3-point safety belt while driving (standard / optional) ⁵⁾	4 / 5 ¹⁵⁾	4 / 5 ¹⁵⁾	4 / 5 ¹⁵⁾
Sleeping berths (standard / optional)	4 / 5	4 / 5	4 / 5
Rear bed dimensions (mm)	2,010 / 2,030 x 850	2,000 / 2,000 x 850	2,000 x 1,450
Drop-down bed dimensions (mm)	1,950 x 1,600	1,950 x 1,600	1,950 x 1,600
Seating area bed conversion dimensions (mm) **	1,930 x 1,290 / 845	1,940 x 1,480 / 845	1,940 x 1,480 / 845
Fridge volume / of which freezer compartment (l)	153 / 29	153 / 29	153 / 29
Heating system	Alde WW	Alde WW	Alde WW
Fresh water volume (l) ⁵²⁾	235	235	235
Fresh water tank volume with filling in running order (l)	50	50	50
Waste water volume (l)	200	200	200
Battery capacity (Ah)	150 Ah lithium	150 Ah lithium	150 Ah lithium
230 V / 12 V / USB sockets	5 / 2 / 2	5 / 2 / 2	5 / 2 / 2
Article no.	132308	132338	132342

* Optional weight increase to 5.8 t or Iveco Daily 6.7 t

** In conjunction with special equipment

²⁾ Total vehicle width is the measurement from exterior wall to exterior wall (wheel arches on the side, approx.: + 110 mm).

Article no.	212090	
Super package	Weight	
	kg	EUR
Chassis options		
Driver's cab automatic air conditioning ³³⁾		1,880
Charge booster 70A ⁴⁷⁾		420
ESP with traction control and hill descent control ⁴¹⁾		780
Leather steering wheel with multifunctional buttons option (incl. leather gear stick for manual transmission)		970
Electric handbrake		910
Dashboard finish with chrome detail		270
Driver's cab comfort seats with tilt adjustment (front)		580
Wind-down rear steadies to prevent swaying when stationary		460
Main cabin options		
'Carthago best view' bus mirror system with entrance lighting, electrically adjustable and heatable		410
'Safetylux' XL main cabin door (width 63 cm) with safety double locking and 'coming home' ¹⁷⁾		1,720
Central locking for driver's cab doors and main cabin door, exterior hatches and scooter garage hatches ⁹⁸⁾		1,180
Scooter garage upgrade with needle felt, luggage nets, securing system		350
SOG toilet ventilation via roof flue		370
Alde heat exchanger (uses engine heat)		1,180
Truma DuoControl CS ⁷³⁾		440
Designer bar cabinet with glass holder and glass set above kitchen ¹⁸⁾		490
Carthago 3-piece Nautic ship's clock set integrated in the underside of the drop-down bed ⁵³⁾		320
Thetford C260 toilet with ceramic insert		230
USB socket in overhead storage cabinet above rear bed		110
Pre-wiring for solar system		240
Pre-wiring for satellite system		240
Pre-wiring for reversing camera (single lens)		240
Pioneer 6.8" radio / moniceiver incl. DAB+, pre-wiring for radio, roof antenna, speakers (4x) ^{80) 88)}		1,100
Reversing camera system with single lens and 7" colour monitor at side of dashboard		1,150
Total price of individual options		16,040
Package price	65	10,650
Your savings		5,390
SURCHARGE Pioneer 9" multimedia system incl. sat nav, motorhome route guidance, DAB+ ¹⁹⁾	1	910
SURCHARGE Reversing camera with double lens and shutter instead of single lens ⁸³⁾	1	690

Article no.	212500	
Luxury Main Cabin Door package	Weight	
	kg	EUR
Electric self-closing mechanism for quiet closing		✓
Additional LED lighting in door window for 'coming & leaving home' function		✓
Keyless access system via RFID-Chip (2x) ¹⁰⁸⁾		✓
Electric door opening support from interior and exterior		✓
Package price	2	1,110

Article no.	212312	
Iveco Driver's Assistance package ⁵⁶⁾	Weight	
	kg	EUR
Emergency braking assistant with City Brake (AEBS)		✓
Automatic Cruise Control (ACC) with traffic jam function		✓
Automatic High Beam Activation		✓
Active lane departure warning assistant with warning alarm		✓
Tyre pressure sensors		✓
Rain sensor with automatic dipped beam		✓
Package price	4	8,490

Article no.	210731	
Kitchen / Coffee package ¹¹⁰⁾	Weight	
	kg	EUR
Inverter for 12 V to 230 V, 1,800 Watts, mains priority circuit		1,950
Capsule coffee machine for coffee machine lift with connection incl. capsule holder and cup set ⁹⁶⁾		570
Total price of individual options		2,520
Package price	11	2,180
Your savings		340

Article no.		210561	210563
Satellite and TV package	Weight	32": 50 LE	40": 61 XL LE, 64 XL QB
	kg	EUR	EUR
32" Smart LED TV ³⁹⁾		1,980	-
Electric pull-out for 40" Smart LED TV		-	980
40" Smart LED TV ³⁹⁾		-	2,090
Teleco Flatsat Classic 85 satellite system with skew / twin LNB for second TV ^{12) 23)}		3,810	3,810
Total price of individual options		5,790	6,880
Package price		4,550	5,260
Your savings		1,240	1,620
Package weight in kg		24.5	34.5
SURCHARGE Oyster Vision 85 satellite system with skew / twin LNB for second TV ^{12) 23)}	9	570	570

Article no.		210580	210584
Sleeping Area TV package	Weight	50 LE, 61 XL LE	I 64 XL QB
	kg	EUR	EUR
Carthago TV pull-out system for TV cabinet in sleeping area ³⁶⁾		770	-
24" Smart LED TV in sleeping area ^{23) 39)}		1,460	-
Pre-wiring for TV connection incl. cable set in canopy and cover panel ³⁶⁾		-	290
24" Smart LED TV in sleeping area incl. TV bracket, contact switch ^{23) 39) 86)}		-	1,950
Total price of individual options		2,230	2,240
Package price		1,540	1,550
Your savings		690	690
Package weight in kg		12	6.5
SURCHARGE Oyster Vision 85 satellite system with skew / twin LNB for second TV ^{12) 23)}	37	3,460	3,460

Article no.	210841	210842
Air Conditioning package	50 LE	61 XL LE, 64 XL QB
	EUR	EUR
Truma Aventa comfort roof-mounted air-conditioning system ¹²⁾	2,710	2,710
Electric roof awning (230 V) aluminium cassette, grey canvas, length: 5.5 m ⁴³⁾	3,010	-
Electric roof awning (230 V) aluminium cassette, grey canvas, length: 6.0 m ⁴³⁾	-	3,330
Total price of individual options	5,720	6,040
Package price	4,650	4,900
Your savings	1,070	1,140
Package weight in kg	90	95

Article no.		210732
Unlimited electric power pack* 110)	Weight	
	kg	EUR
4x 100 Ah lithium-ion batteries (Mastervolt) including battery computer for a total of 400 Ah		✓
Digital control panel to access energy management information		✓
‘Mastervolt CombiMaster’ inverter/charger (2,600 W inverter, 100 A charger)		✓
Package price	69	11.990

Article no.		€ incl. 19% VAT	kg	I 50 LE	I 61 XL LE	I 64 XL QB
Iveco Daily chassis						
310010	Iveco Daily Version with total permissible gross weight of 6.7 t (instead of 5.6 t), additional front axle load 2.4 t ³⁰⁾	13,010	290	○	X	X
310263	Iveco 21 engine: 207 HP / 152 kW, Euro VI E, incl. 8-speed automatic torque converter transmission ⁷⁰⁾	11,490	128	○	○	○
Iveco Daily 5.6 t: Base Vehicle Comfort Package Plus (package recommended!)						
330610	- Wide-gauge front and rear axle - AIR-PRO adaptive pneumatic suspension and anti-shock system (full pneumatic suspension on rear axle / adaptive shock absorbers on front and rear axle) ¹³⁾ - Alloy wheels with 235/65 R 16C tyres on front axle ²⁴⁾ - Standard 5.6 t chassis weight increase (from 5.6 t to 5.8 t)	13,990	35	○	-	-
Iveco Daily 6.7 t: Base vehicle Comfort Package Plus (package recommended!)						
330615	- Wide-gauge front axle - AIR-PRO adaptive pneumatic suspension and anti-shock system (full pneumatic suspension on rear axle / adaptive shock absorbers on front and rear axle) ¹³⁾ - Alloy wheels on front axle, increased front axle weight 2.6 t ²⁴⁾	14,650	20	○	○	○
310620	Differential lock on rear axle	1,190	11	○	○	○
331440	Tow bar (max. towing capacity 3,260 kg for Iveco Daily 5.6 t)	2,590	50	○	○	○
331340	Hydraulic 4-channel supporting jack system with automatic levelling ⁴⁰⁾ ⁴⁶⁾ ⁴⁸⁾	9,190	130	○	○	○
410010	Entrance step, driver's cab access, electric retraction and extension (recommended) ³⁴⁾	580	5	○	○	○
330070	Driver's cab heated seats (driver/passenger seat) ⁶²⁾	800	2	○	○	○
Main cabin exterior						
410150	Additional security locks in the driver's cab door and habitation door	710	2	○	○	○
410260	'Silverline' exterior colour concept (driver's cab and habitation in silver) ²¹⁾	4,280	1	○	○	○
410601	Roof awning aluminium cassette, grey canvas, length: 5.5 m	2,340	55	○	○	○
410640	Electric roof awning (230 V) aluminium cassette, grey canvas, length: 5.5 m ⁴³⁾	3,010	60	●	○	○
410670	Electric roof awning (230 V) aluminium cassette, grey canvas, length: 6.0 m ⁴³⁾	3,330	65	-	●	●
410690	LED light strip on roof awning	350	5	○	○	○
410710	Double floor storage compartment pull-out system with four transport boxes ⁵⁹⁾	990	20	○	○	○
Electrical system						
510058	2nd and 3rd Lithium-ion battery incl. battery computer, total 450 Ah, two extra 18 A chargers, total 72 A	5,020	37	○	○	○
510081	Solar system: 2 x 110 Watt ¹²⁾	1,990	16,5	○	○	○
510101	Solar system: 1 x 135 Watt ¹²⁾	1,490	15	○	○	○
510121	Solar system: 2 x 135 Watt ¹²⁾	2,390	30	○	○	○
510180	Inverter for 12 V to 230 V, 1,800 Watts with mains priority circuit ¹¹⁰⁾	1,950	8	●	●	●
510255	Socket package with additional sockets (3 x 230 V, 2 x USB) ⁴⁵⁾	490	2.5	○	○	○
510201	Carthago Security alarm system ³⁵⁾	1,420	3	○	○	○
510500	Electric windscreen heater with time control	1,290	-	○	○	○
Gas Water Miscellaneous						
610021	Gas filter for Truma DuoControl CS (recommended) ⁹⁵⁾	220	0.5	○	○	○
610120	Exterior gas connection behind double floor exterior storage compartment on passenger's side	270	5	○	○	○
610060	Fixed gas tank with regulator de-icing heater, 60 litre volume ⁴⁰⁾ ⁴⁶⁾	2,240	50	○	○	○
610260	Thetford toilet with pump system and septic tank ¹⁶⁾ ⁷⁴⁾	3,410	30	○	○	○
610243	Ceramic fixed tank toilet: 120 l capacity ⁶¹⁾	2,950	25	○	○	○
610300	Faecal tank rinsing using grey water pump system	990	5	○	○	○
610500	Aluminium chequered floor for scooter garage	180	11	○	○	○
610520	Safe (fitted in double floor, depending on layout)	520	10	○	○	○

Article no.		€ incl. 19% VAT	kg	I 50 LE	I 61 XL LE	I 64 XL QB
Kitchen Appliances						
550020	Kitchen worktop in high-quality Corian	1,590	10	○	○	○
550081	Tec-Tower fridge combination 153 l with separate gas oven ⁷⁵⁾	880	16.5	○	○	○
550284	Capsule coffee machine with connection set incl. capsule holder and cup set ⁹⁶⁾	570	3	●	●	●
Heating Air conditioning						
650190	Additive hot water underfloor heating: heating coils in lounge seating area ⁹¹⁾	580	10	○	○	○
650260	Truma Aventa Comfort roof-mounted air-conditioning system ¹²⁾	2,710	31	●	●	●
Multimedia						
710029	Pioneer 9" media centre incl. navigation, motorhome route guidance, DAB+ ¹⁹⁾	1,560	3	○	○	○
710180	Reversing camera system with double lens, shutter including 7" colour monitor ⁸³⁾	1,840	1	○	○	○
710548	32" Smart LED TV for TV pull-out system ³⁹⁾	1,980	8	●	-	-
710505	40" Smart LED TV incl. electric pull-out system ³⁹⁾	3,070	18	-	●	●
710471	Carthago TV pull-out system for TV cabinet in sleeping area ³⁶⁾	770	8	●	●	-
710477	Pre-wiring for TV connection in sleeping area incl. cable set and cover panel	290	1	-	-	●
710472	24" Smart LED TV for TV cabinet in sleeping area ²³⁾ ²⁵⁾ ³⁹⁾ ⁸⁷⁾	1,460	4	●	●	-
710478	24" Smart LED TV in sleeping area incl. TV bracket, power contact switch, TV signal ²³⁾ ³⁹⁾ ⁸⁶⁾	1,950	5.5	-	-	●
710575	Service camera at waste water tank outlet pipe ⁸⁵⁾	570	0.5	○	○	○
Satellite systems						
750046	Teleco Flatsat Easy Skew Smart 90 / Twin LNB for second TV ¹²⁾ ²³⁾	3,810	16.5	●	●	●
750086	Oyster Vision 85 satellite system with skew / twin LNB for second TV ¹²⁾ ²³⁾	4,020	37	○	○	○
Interior						
810032	linea nobile world of style ⁷⁹⁾	690	-	○	○	○
810100	Carpet for living area	370	7.5	○	○	○
810120	Carpet for driver's cab area	190	2	○	○	○
810465	'Sky Dream Comfort' driver's cab incl. two panoramic skylights (instead of drop-down bed) ⁷⁶⁾	2290	10	○	○	○
810361	Electrically operated drop-down bed incl. Carawinx sprung base	1650	10	○	○	○
810580	Lounge seating area can be converted into a sleeping area ⁶⁹⁾	590	7.5	○	○	○
810830	Pull-out living area table	800	1	-	○	○
810660	5th seat in side bench with 3-point seat belt ⁵⁾ ⁴⁾ ⁵⁹⁾	1,030	10	○	-	-
810662	5th seat in side bench with 3-point seat belt ⁵⁾ ²⁷⁾	1,030	10	-	○	○
Living area materials						
850600	Barcelona (23)/Antara fabric combination	Standard	-	X	X	X
850610	Venezia/Antara fabric combination	Standard	-	X	X	X
850710	Ivory part leather/leather fabric combination	1,490	2	○	○	○
850720	Macchiato part leather (23)/leather fabric combination	1,490	2	○	○	○
850690	Ivory leather	3,680	3	○	○	○
850730	Sand leather	3,680	3	○	○	○
850740	Macchiato leather	3,680	3	○	○	○
850750	Sand Performance leather	4,250	3	○	○	○
850760	Macchiato Performance leather	4,250	3	○	○	○
850501	World of sleeping & décor set: decorative cushions, bed throw, fitted sheet set ²⁶⁾	410	3.5	○	○	○

Round rear lounge seating area with electrically extendible TV lounge and unique 4-room concept

Living area concept:



- Round rear lounge seating area with electrically extendible TV lounge (optional), raised kitchen worktop with vertical wave-form and unique 4 room concept
- 40" electrically extendible flat screen (optional)
- Integrated Pedelec / scooter garage beneath round lounge seating area with interior height of 114 cm (up to 145 cm in 53 L)
- Electrically lowerable lengthways single bed with spacious bed dimensions and continuous sleeping area of 200/ 195 x 210 cm, can be positioned extra-low for convenient access to the bed via pull-out access steps, large sitting height

Double floor with huge, heated storage compartment:



- Usable height up to 50 cm (Fiat) / 57 cm (Iveco)
- Exterior access via several large hatches
- Convenient interior access via large living area floor hatches
- Extra deep double floor exterior storage compartment (height 63 cm, width 110 cm) at driver and passenger sides
- Large, central through-loading space (interior height 36 cm (Fiat), 33 cm (Iveco)), with large double floor storage compartment (usable height 36 cm (Fiat), 33 cm (Iveco)), convenient loading also through the XL habitation door via a large, self-supporting living area floor hatches
- Entire double floor heated with climate storage function

Technology and self-sufficiency:



- Large fresh and waste water reserves (210 l / 155 l)
- 150 Ah lithium-ion battery as standard
- Optional unlimited electric power pack with Mastervolt premium technology
- Central water drain in double floor (entrance area)
- Alde warm water heating technology with heat booster in driver's cab
- Real warm water underfloor heating in round rear lounge seating area

Base vehicle

- Carthago full LED headlights (dipped and high beam) including LED daytime driving lights
- Fog lights
- 90-litre fuel tank
- 16-inch steel wheels
- All-weather tyres (M+S)

Fiat Ducato with AL-KO low frame Carthago special

- Engine: 2.2 l diesel Multijet 3 with AdBlue (19 l), 180 HP / 132 kW, 4 cylinders, 380 Nm, Euro VIe, front-wheel drive
- **8-speed automatic torque converter as standard**
- 53 model: Fiat Ducato AL-KO low frame single axle, 53 L model: Fiat Ducato AL-KO low frame double axle
- Reinforced front axle spring with increased axle load up to 2.3 t
- Start / Stop system
- Side wind assistant (model 53), cruise control, ABS, ESP, ASR, electric immobiliser, Hillholder, Hill Descent Control, Traction Plus, trailer stability control, collision braking system⁶⁵⁾
- Driver / passenger airbag¹¹⁾
- Manual air-conditioning system
- Glove compartment
- Wheel trims with Carthago lettering
- Mud flaps on front and rear axle
- Fix & Go repair kit

Iveco Daily

- Engine: HPI diesel 3.0 l with AdBlue (20 l), 156 HP / 115 kW, Euro VI E, 6-speed gearbox, rear-wheel drive
- 53 model: Iveco Daily 5.6 t (permissible gross weight standard 5.6 t / optionally 5.8 t)
- Model: 53 L: Iveco Daily 6.7 t (permissible gross vehicle weight as standard 6.7 t)
- High frame with dual wheels on rear axle
- Front axle with individual wheel suspension and torsion bar suspension, double wishbone and increased axle load capacity, rigid rear axle with parabolic suspension
- ESP, ABS, electronic immobiliser, ASR, hill hold control
- Cruise control
- Assistance display (central TFT cluster)
- Tow bar preparation (cut-out in GRP rear with electrical wiring)
- Spare wheel with holder beneath garage floor
- Heavy-duty rollers at the rear

Liner premium-class body construction

- 10-year water ingress guarantee
- Wood-free bodywork with GRP roof and floor covering
- Roof/wall connection via curved roof and frame member
- Roof system rails at side with rainwater deflection function
- Side and rear walls with aluminium on the interior and exterior
- RTM hard foam insulating core in roof, floor and side wall
- Floor to side wall connection using aluminium frame member bonded over its entire surface with additional cold stop
- Total wall and roof thickness, 38 mm
- Body with lightning strike protection / Faraday cage
- Exterior hatches made from original 'Carthago Isoplus' side wall material
- Internal/external flap seal, outer seal as water spray protection
- Exterior hatches and main cabin door with internal hinges
- Fuel tank flap flush-mounted in side wall
- Segmented side skirts made from aluminium profile (Fiat)
- GRP bus rear with double-shell insulation, separate rear bumper
- Carthago rear lights with dynamic LED indicators
- Seitz de Luxe main cabin window, double frame with insulated glazing and no thermal bridge and flat outer window surface, insect screen roller blind and pleated blackout blind
- LED exterior light above main cabin door with rain deflector
- Electrically extending entrance step for main cabin door with warning buzzer

Driver's cab

- Dashboard sloping steeply towards front (view of road surface in Fiat 2.77 m)
- Extra-high panoramic windscreen with increased depth
- 'exclusive' designer front mask above windscreen with black panel
- 'liner' engine hood design – visual windscreen extension
- Pleated windscreen blind with insulating honeycomb structure
- Pleated blackout blinds behind side windows (operated from the side)
- Mirror arm extension with rain deflection function (Iveco Daily)
- Front mask in GRP, with double-shell insulation
- Driver's cab door with security double locking, electric windows, rain gutter
- Bus windscreen wiper system with wipers moving in opposing directions (Iveco)
- Soundproofing for engine compartment
- Aguti 'Roadliner' driver's and passenger's comfort seats with Carthago label, in same material as living area, padded armrests
- Dashboard with leather-covered moulded part, practical sideboard, as well as pre-wiring for integrated reversing camera monitor and bottle holder
- Leather-covered bottom panelling for drop-down bed including sun visors, with indirect lighting and LED spotlights
- Sideboard on passenger's side with two heating convectors and storage compartment above

Driver's cab heating concept

- Insulating double glazing in driver's cab: side and door windows
- Convector package with 2-speed fan (booster) beneath driver's seat
- Dashboard surface targeted heating for additional heating of the driver's cab (surface heating effect): integrated heating convectors with circulation baffle plate (double convectors on driver's and passenger's sides)
- Driver's cab door entrance: targeted heating with additional convector

Double floor storage compartment

- Usable height up to 50 cm (Fiat) or 57 cm (Iveco)
- Outside access via several large hatches
- Interior access via large living area floor hatches
- Central through-loading space (interior height 36 cm (Fiat) or 33 cm (Iveco)) with large double floor storage compartment (usable height 36 cm (Fiat) or 33 cm (Iveco))
- Through-loading storage compartment with lighting and heating double floor hatch in dressing room area (36 cm usable depth) for convenient unloading of double floor storage compartment

Large scooter garage

- 53 model: Pedelec scooter garage (Fiat model including wheel lowering at passenger side), interior height 114 cm (= maximum handlebar height for Pedelec / scooter at passenger side), garage height outside of wheel recesses 93.5 cm (Fiat) or 105.5 cm (Iveco)
- 53 L model: extra-large scooter garage, interior height up to 128 cm (Fiat) or 145 cm (Iveco)
- Scooter garage load capacity up to 450 kg (53 Fiat model: 350 kg)
- Large garage hatches on passenger's and driver's sides, with gas struts
- Garage floor with GRP on top and bottom, anti-slip coating
- With all-around frost-proof insulation and heating
- Lashing system via aluminium support beam, including eight lashing eyes
- Outdoor shower in scooter garage on passenger's side (hot / cold)

Interior

- Siena two-tone world of style: Summer Chestnut furniture finish with overhead cabinet fronts in two-tone look with high-gloss ivory
- Overhead cabinet and kitchen fronts in 'Yacht One' high-gloss ivory finish

Living area

- Inside of walls and roof with microfibre, climate-regulating wall lining
- Heki III panoramic skylight above round lounge seating area
- Three large panoramic windows in round lounge seating area
- Luxury living area table, movable in two directions (via foot pedal)
- Seat padding with multilayer premium foam core and back support function
- 'Durafix' double connecting technology: furniture parts screwed together and mortised
- Hatches with soft closing mechanism
- Roman blind system, vertically adjustable and attachable to living area window
- 53 L model: additional storage area behind round lounge seating area, including access to additional storage compartment via two storage flaps, two illuminated glass display cases for six wine glasses and six drinking glasses behind round lounge seating area, including pull-out wine cabinet
- Exclusive living area sideboard with two drawers and large cabinet door

Kitchen

- Raised kitchen countertop with vertical waveform as visual room divider with a large storage cabinet and sliding door running in the opposite direction
- Kitchen worktop surface in 'Savannah' finish with Corian drip edge
- Worktop lit from underneath with LED light strip
- 'Easy glide' kitchen drawers with roller slides and soft-close mechanism
- Two separate waste bins integrated in kitchen countertop
- Electric central locking in the kitchen area including kitchen countertop, kitchen drawers and kitchen overhead storage cabinets
- Separate cutlery drawer with organiser, bottle holder
- 3-ring hob with glass cover, robust cast iron pan support and easy-clean glass base
- Round stainless steel sink embedded in work surface with multifunctional sink cover including wall holder for increasing size of work surface
- Designer water tap in metal with pull-out spray head
- Kitchen rear wall in cream decorative glass
- Large fridge with door opening on both sides, separate freezer compartment, automatic energy source selection 12 V / 230 V / gas operation
- Slide-out storage cabinet
- Electric roof light fan

Bathroom & dressing room

Dressing room & room partitioning

- Dressing room incl. Mini-Heki skylight with sliding door made from solid wood in front of the driver's cab – luxury bathroom door as room partition from living/kitchen area
- Linen cupboard with three drawers
- Floor-to-ceiling wardrobe with two clothes rails and shelf integrated in the dressing room

Luxury bathroom with separate shower room

- Waterproof shower insert in same design as living area floor
- Rain shower with roof light, standing height 1.98 m
- Shower tray and shower corner pillar in dark granite look, shower walls in marble design incl. clothes hooks
- Shower head height-adjustable on chrome rail
- Wash stand base unit with toilet roll holder, mirrored storage cabinet

Sleeping

Electrically operated drop-down single bed above driver's cab area

- Carawinx medically recommended point elastic sleeping system, heated and ventilated with 7-zone quality cold foam mattress
- Extra-low positioning of bed with wobble-free support: access via pull-out steps at side with extra-high headroom
- Open bookshelf beneath drop-down bed including LED lighting
- Continuous sleeping area with sleeping lengths of up to 200 cm, width 210 cm
- Sliding door beneath drop-down bed for insulation against cold from driver's cab
- Side windows on driver and passenger side in driver's cab
- Mini-Heki skylight

On-board technology

Water

- Fresh water and waste water tank in heated double floor, cleaning opening via living area floor hatches or scooter garage (depending on model)
- Ball-type drain valve positioned in the double floor, protected from frost (central water drain)
- Low-maintenance pressurised water pump system
- Waste water hose set with bayonet connection

Gas

- External gas bottle compartment in low position
- Holds 2 x 11 kg gas bottles
- Gas isolation taps in kitchen area

Electrical system

- Easily accessible electrical centre in scooter garage, including charger / fuses / fuse protection, 36 A automatic charger (2x18 A), electric control, automatic switch-off when voltage too low, including starter battery charging function
- Heated battery centre, 150 Ah Lithium battery, in double floor, access via double floor storage compartment on passenger's side, with main power switch
- Multifunctional panel behind technical panel above main cabin door
- 230 V socket in seating area (53 model: 1 x, 53 L model: 2 x), entrance area, kitchen, bathroom, scooter garage
- 12 V socket in driver's cab (Fiat: 2 x, Iveco: 1 x), scooter garage
- USB socket in driver's cab (Fiat: 2 x, Iveco: 3 x), seating area 2 x (model 53 L), sleeping area

Innovative lighting concept

- Lighting system with numerous LED spotlights in driver's cab, kitchen, living area and dressing room with stepless dimming
- LED spotlights in living area above round lounge seating area
- Ceiling canopy with additional LED spotlights and indirect LED lighting
- LED mood light with background lighting in the entrance area
- LED mood light with backlighting in round bathroom wall
- Night lighting in floor with LED spotlights, can be switched on from entrance and seating area

TV

- Connection wiring for 40" Smart LED TV in round lounge seating area

Alde warm water heating technology

- Alde hot water heater, operates from 230 V electricity or gas, including 230 V heating cartridge, hot water boiler, bleed valves, numerous convector heaters in driver's cab, dashboard, living area, double floor and scooter garage
- Underfloor heating effect due to heated climate storage double floor
- Additive hot water underfloor heating: additional heating coils in double floor area of round lounge seating area
- Dashboard with targeted heating for additional heating of the driver's cab: insulated sandwich area beneath dashboard with warm water heating coils for surface heating booster: convector package with 2-speed fan underneath driver's seat, additional convector heater at doorway entrance



Fiat models: 180 HP engine incl.
8-speed automatic torque
converter as standard



Please carefully read the legal
notes concerning weight-related
information on pages 3-6 before
concluding the contract!



Alternatively, you can scan the
QR code, and you will also receive
all of the important information
on the subject of weight!



	I 53		I 53 L	
Base vehicle	Fiat Ducato	Iveco Daily	Fiat Ducato	Iveco Daily
Transmission	8G automatic torque converter	6-speed manual transmission	8G automatic torque converter	6-speed manual transmission
Standard chassis	AL-KO low frame 40 heavy	Ladder-type frame 5.6 t	AL-KO low frame DA 40 heavy	Ladder-type frame 6.7 t
Base engine	Diesel 2.2 l (180 HP / 132 kW)	Diesel 3.0 l (156 HP / 115 kW)	Diesel 2.2 l (180 HP / 132 kW)	Diesel 3.0 l (156 HP / 115 kW)
Length/width/height (mm) ^{1) 2) 3)}	7,830 / 2,270 / 3,080	7,845 / 2,270 / 3,125	8,530 / 2,270 / 3,090	8,545 / 2,270 / 3,290
Wheel base (mm)	4,543	4,750	4,543 / 800	4,750
Double floor height / Double floor storage compartment (mm)	360 / 360	330 / 330	360 / 360	330 / 330
Headroom in living area / round lounge seating area in rear (mm)	1,980 / 1,820		1,980 / 1,820	
Rear garage interior height	935 / 1,140	1,055 / 1,140	935 / 1,280	1,150 / 1,450
Door width / height rear garage at passenger side (mm)	1,150 x 1,150	1,150 x 1,280	1,150 x 1,150	1,150 x 1,280
Door width / height, rear garage at passenger side (mm)	1,150 x 1,150	1,150 x 1,280	1,150 x 1,150	1,150 x 1,280
Technically permissible gross vehicle weight (kg) ⁹⁾	4,500 / 4,800*	5,600 / 5,800*	5,000 / 5,500*	6,700
Weight in running order (kg) ⁶⁾	3,945 (3,748 - 4,142)	4,245 (4,033 - 4,457)	4,235 (4,023 - 4,447)	4,625 (4,394 - 4,856)
Weight of additional equipment in series production specified by the manufacturer (kg) ⁷⁾	167	963	366	1,671
Max. towed load (kg) ¹⁰⁾	1,800	3,500	1,800	3,500
Max. number of seats with 3-point safety belt while driving (standard / optional) ⁵⁾	2 / 4		2 / 4	
Sleeping berths (standard / optional)	2 / 4		2 / 4	
Electrically operated drop-down bed dimensions (mm)	2,000 / 1,950 x 2,100		2,000 / 1,950 x 2,100	
Seating area bed conversion dimensions (mm)**	2,000 x 1,470 / 1,310		2,000 x 1,470 / 1,310	
Fridge volume / of which freezer compartment (l)	153 / 29		153 / 29	
Heating system	Alde WW		Alde WW	
Fresh water volume (l) ⁵²⁾	210		210	
Fresh water tank volume with filling in running order (l)	50		50	
Waste water volume (l)	155		155	
Battery capacity (Ah)	150 Ah lithium		150 Ah lithium	
230 V / 12 V / USB sockets	5 / 3 / 3	5 / 2 / 4	7 / 3 / 5	7 / 2 / 6
Article no.	133000	133500	133010	133510

* Optional weight increase

** In conjunction with special equipment

²⁾ Total vehicle width is the measurement from exterior wall to exterior wall (wheel arches on the side on Iveco Daily, approx.: + 110 mm; on Fiat Ducato approx. 70 mm).

Article no.	216132	212140
Super package	Weight	
	kg	EUR
Chassis options		
Driver's cab automatic air conditioning ³³⁾		1,880
Charge booster 70A ⁴⁷⁾		420
ESP with traction control and hill descent control		780
Leather steering wheel with multifunctional buttons option (incl. leather gear stick for manual transmission)		970
Electric handbrake		910
Driver's cab comfort seats with tilt adjustment (front), Fiat incl. height adjustment (rear)		580
Wind-down rear steadies to prevent swaying when stationary		440
Dashboard finish with chrome detail		270
Main cabin options		
'Carthago best view' bus mirror system with entrance lighting, electrically adjustable and heatable		410
'Safetyluxe' XL main cabin door (width 63 cm) with safety double locking and 'coming home' ¹⁷⁾		1,720
Central locking for driver's cab doors and main cabin door, exterior hatches and scooter garage hatches ⁹⁸⁾		1,180
Scooter garage upgrade with needle felt and securing system		350
SOG toilet ventilation via roof flue		370
Alde heat exchanger (uses engine heat)		1,180
Truma DuoControl CS ⁷³⁾		440
Carthago 3-piece ship's clock set		320
USB socket in sideboard of rear lounge round seating area		110
Pre-wiring for solar system		240
Pre-wiring for satellite system		240
Pre-wiring for reversing camera (single lens)		240
Thetford C260 toilet with ceramic insert		230
Pioneer 6.8" radio / moniceiver incl. DAB+, pre-wiring for radio, roof antenna, speakers (6x) ^{80) 88)}		1,100
Reversing camera system with single lens and 7" colour monitor at side of dashboard		1,150
Total price of individual options		10,720
Package price		7,650
Your savings		3,070
Package weight in kg		53
SURCHARGE Pioneer 9" multimedia system incl. sat nav, motorhome route guidance, DAB+ ¹⁹⁾	1	910
SURCHARGE Fiat 10.1" multimedia system incl. sat nav, motorhome route guidance and DAB+*	1	1,450
SURCHARGE Reversing camera with double lens and shutter instead of single lens ⁸³⁾	1	690

* Only in conjunction with Chassis Plus package for Fiat

Article no.	216286	216287	216284
Chassis Plus package for Fiat	Single axle	Double axle	Single axle incl. weight increase to 4.8 t
	EUR	EUR	EUR
Leather steering wheel and gear knob	310	310	-
Dashboard finish: ventilation grille in chrome	240	240	-
Fiat 16-inch alloy wheels for f40 heavy chassis / f35 in conjunction with 8-speed automatic torque converter	950	-	-
Fiat 16-inch alloy wheels for f40 heavy chassis (double axle)	-	1,350	-
Multi-functional steering wheel (radio remote control via control buttons)	310	310	310
Driver's cab automatic air conditioning ³³⁾	540	540	540
Inductive mobile phone charging tray	340	340	340
Digital instrument cluster with colour display in dashboard ¹⁰⁴⁾	360	360	360
Total price of individual options	3,050	3,450	1,550
Package price	2,900	3,250	1,490
Your savings	150	200	60
Package weight in kg	-7	-11.5	1

Article no.	212500	
Luxury Main Cabin Door package	Weight	
	kg	EUR
Electric self-closing mechanism for quiet closing		✓
Additional LED lighting in door window for 'coming & leaving home' function		✓
Keyless access system via RFID-Chip (2x) ¹⁰⁸⁾		✓
Electric door opening support from interior and exterior		✓
Package price	2	1,110

Article no.	212312	
Iveco Driver's Assistance package ⁵⁶⁾	Weight	
	kg	EUR
Emergency braking assistant with City Brake (AEBS)		✓
Automatic Cruise Control (ACC) with traffic jam function		✓
Automatic High Beam Activation		✓
Active lane departure warning assistant with warning alarm		✓
Tyre pressure sensors		✓
Rain sensor with automatic dipped beam		✓
Package price	4	8,490

Article no.	210730	
Kitchen / Coffee package ¹¹⁰⁾	Weight	
	kg	EUR
Inverter for 12 V to 230 V, 1,800 Watts, mains priority circuit		1,950
Capsule coffee maker with connecting kit incl. pull-out system in overhead cabinet with vertical waveform		320
Total price of individual options		2,270
Package price	11	1,930
Your savings		340

Article no.	210562	
Satellite and TV package	Weight	
	kg	EUR
Electric pull-out for 40" Smart LED TV		980
40" Smart LED TV ³⁹⁾		2,090
Teleco Flatsat Classic 85 satellite system with skew / twin LNB for second TV ^{12) 23)}		3,810
Radio incl. pre-wiring in round lounge seating area, DAB+ with CD ⁸¹⁾		690
Total price of individual options		7,570
Package price	39.5	5,650
Your savings		1,920
SURCHARGE Oyster Vision 85 satellite system with skew and twin LNB for second TV ^{12) 23)}	9	570

Article no.	210583	
Sleeping Area / Driver's Cab TV package (not in conjunction with Office and TV Room package)	Weight	
	kg	EUR
Fixed TV bracket in sleeping area / driver's cab ³⁶⁾		500
24" Smart LED TV incl. speaker ²³⁾ ³⁹⁾		1,460
Total price of individual options		1,960
Package price	14	1,420
Your savings		540
SURCHARGE Oyster Vision 85 satellite system with skew / twin LNB for second TV ¹²⁾ ²³⁾	37	3,460

Article no.	210585	
Office and TV Room package (not in conjunction with Sleeping Area / Driver's Cab TV package)	Weight	
	kg	EUR
Height of TV bracket adjustable via wall profile rail in sleeping area / driver's cab ³⁶⁾		✓
24" Smart LED TV incl. speaker ²³⁾ ³⁹⁾		✓
Driver's and passenger's seats rotatable		✓
Pull-out table surface from sideboard at passenger's side		✓
230 V socket set and USB above sideboard at passenger's side		✓
Package price	44	2,790
SURCHARGE Oyster Vision 85 satellite system with skew / twin LNB for second TV ¹²⁾ ²³⁾	37	3,460

Article no.	210841	210842
Air Conditioning package	53	53L
	EUR	EUR
Truma Aventa comfort roof-mounted air-conditioning system ¹²⁾	2,710	2,710
Electric roof awning (230 V) aluminium cassette, grey canvas, length: 5.5 m ⁴³⁾	3,010	
Electric roof awning (230 V) aluminium cassette, grey canvas, length: 6.0 m ⁴³⁾		3,330
Total price of individual options	5,720	6,040
Package price	4,650	4,900
Your savings	1,070	1,140
Package weight in kg	90	95

Article no.	216133	
Unlimited electric power pack* ¹¹⁰⁾	Weight	
	kg	EUR
3x 100 Ah lithium-ion batteries (Mastervolt) including battery computer for a total of 300 Ah		✓
Digital control panel to access energy management information		✓
'Mastervolt CombiMaster' inverter/charger (2,600 W inverter, 100 A charger)		✓
Package price	52	9.990

* Available from December 2024

Article no.		€ incl. 19% VAT	kg	153	153 L	153	153 L
Fiat						Iveco	
Fiat Ducato chassis							
310071	180 HP / 132 kW engine, Euro VIe, f40 heavy, 8-speed automatic torque converter ⁶⁷⁾	Standard	-	X	X	-	-
311816	AL-KO 'ACS' high-performance front axle spring strut	940	-	○	○	-	-
212400	Weight increase from 4,500 kg to 4,800 kg (incl. AL-KO Air Premium X2 / special aluminium wheels) ²⁸⁾	9,290	45	○	-	-	-
212405	Weight increase from 4,500 kg to 4,800 kg (incl. AL-KO Air Premium X4 / special aluminium wheels) ²⁹⁾	17,490	50	○	-	-	-
212410	Weight increase from 5,000 kg to 5,400 kg permissible gross vehicle weight (double axle)* ³⁰⁾	1,140	-	-	○	-	-
212415	Weight increase from 5,000 kg to 5,500 kg permissible gross vehicle weight (AL-KO Air Premium X2)* ³⁰⁾	7,080	60	-	○	-	-
212420	Weight increase from 5,000 kg to 5,500 kg permissible gross vehicle weight (AL-KO Air Premium X4)* ³⁰⁾	16,130	82	-	○	-	-
330840	AL-KO Air Premium X2, full pneumatic suspension at rear axle ¹³⁾	4,790	45	○	-	-	-
330860	AL-KO Air Premium X2, full pneumatic suspension at rear axle ¹³⁾	5,940	60	-	○	-	-
330880	AL-KO Air Premium X4, 4-channel full pneumatic suspension at rear/front axle ^{13) 20)}	12,990	59	○	-	-	-
330900	AL-KO Air Premium X4, 4-channel full pneumatic suspension at rear/front axle ^{13) 20)}	14,990	82	-	○	-	-
331341	AL-KO HY4 hydraulic supporting jack system at front and rear ⁴⁸⁾	8,280	70	○	○	-	-
311400	Removable tow bar	1,900	38	-	○	-	-
311430	Removable tow bar	2,290	41	○	-	-	-
310630	Leather steering wheel and gear knob	310	-	●	●	-	-
310632	Multi-functional steering wheel (radio remote control via control buttons)	310	0.5	●	●	-	-
Iveco Daily chassis							
310263	Iveco 21 engine: 207 HP / 152 kW, Euro VI E, incl. 8-speed automatic torque converter transmission ⁷⁰⁾	11,490	128	-	-	○	○
330610	Iveco Daily 5.6 t: Base Vehicle Comfort Package Plus (package recommended!)						
	- Wide-gauge front and rear axle						
	- AIR-PRO adaptive pneumatic suspension and anti-shock system (full pneumatic suspension on rear axle / adaptive shock absorbers on front and rear axle) ¹³⁾	13,990	35	-	-	○	-
	- Alloy wheels with 235/65 R 16C tyres on front axle ²⁴⁾						
	- Standard 5.6 t chassis weight increase (from 5.6 t to 5.8 t)						
330615	Iveco Daily 6.7 t: Base Vehicle Comfort Package Plus (package recommended!)						
	- Wide-gauge front axle						
	- AIR-PRO adaptive pneumatic suspension and anti-shock system (full pneumatic suspension on rear axle / adaptive shock absorbers on front and rear axle) ¹³⁾	14,650	20	-	-	-	○
	- Alloy wheels on front axle, increased front axle weight 2.6 t ²⁴⁾						
310620	Differential lock on rear axle	1,190	11	-	-	○	○
331340	Hydraulic 4-channel supporting jack system with automatic levelling ^{40) 48)}	9,190	130	-	-	-	○
331440	Tow bar (max. towing capacity 3,260 kg for Iveco Daily 5.6 t)	2,590	50	-	-	○	○
410010	Entrance step, driver's cab entrance, retracted and extracted electrically ³⁴⁾	580	5	-	-	○	○
Other chassis options Fiat / Iveco							
330070	Driver's cab heated seats (driver/passenger seat) ⁶²⁾	800	2	○	○	○	○

* Optional weight increase 5.4 t / 5.5 t and 180 HP / 132 kW Euro VI E engine (heavy duty) may only be ordered together.

○ = special equipment X = standard equipment - = not possible ● = included in package

Article no.		€ incl. 19% VAT	kg	153	153 L	153	153 L
Fiat						Iveco	
Main cabin exterior							
410150	Additional security locks in the driver's cab door and habitation door	710	2	○	○	○	○
410260	‘Silverline’ exterior colour concept (driver's cab and habitation in silver) ²¹⁾	4,280	1	○	○	○	○
410601	Roof awning aluminium cassette, grey canvas, length: 5.5 m	2,340	55	○	○	○	○
410640	Electric roof awning (230 V) aluminium cassette, grey canvas, length: 5.5 m ⁴³⁾	3,010	60	●	○	●	○
410670	Electric roof awning (230 V) aluminium cassette, grey canvas, length: 6.0 m ⁴³⁾	3,330	65	-	●	-	●
410690	LED light strip on roof awning	350	5	○	○	○	○
410710	Double floor storage compartment pull-out system with four transport boxes	990	20	○	○	-	○
410786	Midi-Heki skylight instead of Mini-Heki above drop-down single bed	410	2	○	○	○	○
410787	Second Heki III above round lounge seating area in rear	1,260	2	○	○	○	○
Electrical system							
510058	2nd and 3rd lithium-ion battery incl. battery computer, total 450 Ah, two extra 18 A chargers, total 72 A	5,020	37	○	○	○	○
510081	Solar system: 2 x 110 Watt ¹²⁾	1,990	16,5	○	○	○	○
510101	Solar system: 1 x 135 Watt ¹²⁾	1,490	15	○	○	○	○
510121	Solar system: 2 x 135 Watt ¹²⁾	2,390	30	○	○	○	○
510180	Inverter for 12 V to 230 V, 1,800 Watts with mains priority circuit ¹¹⁰⁾	1,950	8	●	●	●	●
510221	Additional socket: 12 V overhead storage cabinets round rear lounge seating area	110	0.5	○	○	○	○
510241	Additional socket: 230 V overhead storage cabinets round rear lounge seating area	110	0.5	○	○	○	○
510201	Carthago Security alarm system ³⁵⁾	1,420	3	○	○	○	○
510500	Electric windscreen heater with time control	1,290	-	○	○	○	○
Gas Water Miscellaneous							
610021	Gas filter for Truma DuoControl CS (recommended) ⁹⁵⁾	220	0.5	○	○	○	○
610120	Exterior gas connection behind double floor exterior storage compartment on passenger’s side	270	5	○	○	○	○
610060	Fixed gas tank with regulator de-icing heater, 60 litre volume ⁴⁰⁾	2,240	50	-	-	○	○
610241	Thetford toilet with pump system and septic tank ¹⁶⁾ ⁷⁴⁾	3,410	30	○	○	○	○
610500	Aluminium chequered floor for scooter garage	180	11	○	○	○	○
610520	Safe (fitted in double floor, depending on layout)	520	10	○	○	-	○
Kitchen Appliances							
550020	Kitchen worktop in high-quality Corian	1,590	10	○	○	○	○
550081	Tec-Tower fridge combination 153 l with separate gas oven ⁷⁵⁾	880	16.5	○	○	○	○
550067	Gas oven with grill function in kitchen base unit ³⁷⁾	1,060	8.5	○	○	○	○
550287	Capsule coffee machine with connecting kit incl. pull-out system	320	3	●	●	●	●
Heating Air conditioning							
650020	Alde: heated floor mat in driver’s cab	630	10	○	○	-	-
650260	Truma Aventa Comfort roof-mounted air-conditioning system ¹²⁾	2,710	31	●	●	●	●
650066	Heated towel rail in chrome in bathroom	340	5	○	○	○	○

Article no.		€ incl. 19% VAT	kg	I 53	I 53 L	I 53	I 53 L
Fiat						Iveco	
Multimedia							
710029	Pioneer 9" media centre incl. navigation, motorhome route guidance, DAB+ ¹⁹⁾	1,560	3	○	○	○	○
710027	Radio incl. pre-wiring in round lounge seating area, DAB+ with CD ⁸¹⁾	690	3	●	●	●	●
710180	Reversing camera system with double lens, shutter including 7" colour monitor ⁸³⁾	1,840	1	○	○	○	○
710505	40" Smart LED TV incl. electric pull-out system ³⁹⁾ ⁸⁴⁾	3,070	18	●	●	●	●
710461	Additional TV connection in driver's cab (driver's side) ³⁶⁾	340	3	●	●	●	●
710476	Rigid TV bracket in driver's cab ³⁶⁾	500	3	●	●	●	●
710475	24" Smart LED TV in driver's cab (only in conjunction with TV bracket and connection set) ²³⁾ ³⁹⁾	1,460	10	●	●	●	●
710575	Service camera at waste water tank outlet pipe ⁸⁵⁾	570	0.5	○	○	○	○
Satellite systems							
750046	Teleco Flatsat Easy Skew Smart 90 / Twin LNB for second TV ¹²⁾ ²³⁾	3,810	16.5	●	●	●	●
750086	Oyster Vision 85 satellite system with skew / twin LNB for second TV ¹²⁾ ²³⁾	4,020	37	○	○	○	○
Interior							
810100	Carpet for living area	370	7.5	○	○	○	○
810120	Carpet for driver's cab area	190	2	○	○	○	○
810720	Large mirror on inside of luxury bathroom door	160	5	○	○	○	○
810652	Electrically extendible television lounger	1,070	-	○	○	○	○
810653	Relax head restraints (2 x) for TV viewing seats in round lounge seating area	350	2	○	○	○	○
810581	Round lounge seating area can be converted into a sleeping berth ¹⁰¹⁾	590	1	○	○	○	○
810650	3rd & 4th seat at rear wall in direction of travel incl. headrests ⁵⁾	1,190	22	○	○	○	○
Living area materials							
850610	Venezia/Antara fabric combination	Standard	-	X	X	X	X
850710	Ivory part leather/leather fabric combination	1,490	2	○	○	○	○
850720	Macchiato part leather/leather fabric combination	1,490	2	○	○	○	○
850690	Ivory leather	3,680	3	○	○	○	○
850730	Sand leather	3,680	3	○	○	○	○
850740	Macchiato leather	3,680	3	○	○	○	○
850750	Sand Performance leather	4,250	3	○	○	○	○
850760	Macchiato Performance leather	4,250	3	○	○	○	○
850501	World of sleeping & décor set: decorative cushions, bed throw, fitted sheet set ²⁶⁾	410	3.5	○	○	○	○

Hints and additional equipment information



Service camera at waste water tank drain pipe

The driver can steer the vehicle directly over the waste water shaft using a service camera attached to the underside of the vehicle without the driver or the passenger leaving the vehicle. This provides safe, clean and above all easy emptying of the waste water / grey water.

The procedure can be followed on a central display on the double-DIN monitor of the radio or via the reversing camera monitor.



Dometic Waeco - reversing camera with double lens and shutter on the rear panel

A compact colour double camera with CMOS image sensor provides an optimum view and reverse view whilst driving, and has a series of practical characteristics for everyday in the premium class motorhome. Includes 140° diagonal viewing angle for reversing camera and a viewing angle of 46° for the long-distance viewing camera, for example. This model also has a motorised protection flap, an extended temperature range of -30 °C to 70 °C and a separate LED window (no dazzling at night-time). The display of distance markers (3 lines) on the monitor and the microphone integrated in the camera also help when reversing.



Truma Aventa Comfort - powerful roof-mounted air conditioning system with integrated heat pump

The Aventa comfort roof-mounted air conditioning system combines two powerful and efficient devices: a convenient air conditioning system which powerfully cools and dehumidifies the interior on hot days, and a heating system which the Truma Aventa Comfort can also use as a source of heat during the in-between seasons. Heating via a heat pump saves a considerable amount of energy. The air distributor allows for custom settings, and distributes the air evenly in the interior without draughts. The following are worth a special mention:

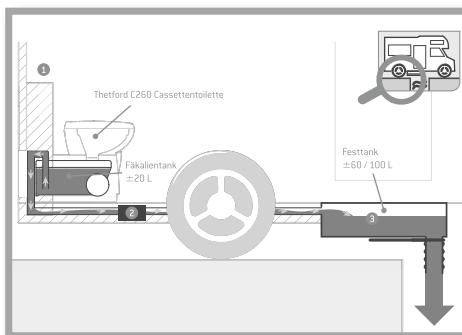
- the powerful cooling and extremely high air capacity with 2,400 W
- the sleep function for quiet cooling
- the practical timer function



Carthago full LED front headlights

The full LED headlights installed as standard in the chic c-line, chic e-line, chic s-plus and liner-for-two model series are also optionally available for the C1-tourer. The innovation comes with considerable advantages: their light colour is approximately equivalent to daylight, and puts less strain on the eyes than other lighting systems. Also, the service life of LED lights is about the same as that of the vehicle - laborious lamp changes are therefore a thing of the past. At the same time, the power consumption is very low and the light output remains almost constant over the entire service life, which is a real safety factor.

The full LED headlights which were exclusively developed with Carthago use the latest LED technology with even brighter illumination of the road surface and the kerb. The basis for this are computer-designed headlight lenses. The Carthago headlights integrate the dipped beam, the main beam, the daytime driving lights and the position lights, and also the indicators.



Thetford pumping system with septic tank and toilet cassette

You have absolute flexibility and self-sufficiency on your travels with the pumping system with separate septic tank with a capacity of 120 l to 200 l (depending on the model) and a 13 l toilet cassette. With a simple push of a button you operate a powerful pump which transports the waste out of the toilet cassette into the bigger septic tank. The pump uses the grey water from your tank to do this.

You decide whether to dispose of the toilet cassette directly on site or simply pump the faeces into the provided tank.

Maximum self-sufficiency by means of large septic tank volume. Up to 10 days on the road without a disposal station is therefore no problem at all (depending on the model).

Hints and additional equipment information



Patented Pedelec scooter garage, loading height extension up to 124 cm in conjunction with push-in and transport system

Two advantages in one with Carthago queen-size bed models:


1. Large Pedelec scooter garage with low, conveniently accessible queen-size bed in rear
2. Loading height extension

The solution: because the bottom edge of the bed can be swivelled upwards and there is a recess in the floor, bikes with a handlebar height of 124 cm can be transported. The push-in and transport system makes loading child's play. With the additional cover panel, the Pedelec scooter garage can also be used as a level garage floor.



Carthago Security alarm system with ultrasonic sensors and gas warner

The Carthago security alarm system offers the best possible protection against break-ins: it boasts interior monitoring using ultrasonic sensors and a switch for activation and deactivation. The scooter garage (at the driver and passenger sides), the driver's door, the habitation door and the storage compartment hatches (at the driver and passenger side) are monitored using reed contacts. The bonnet is monitored via a door contact switch. The siren, which can be triggered using a handheld transmitter in the event of an alarm or a panic alarm, contains an emergency power supply. Propane, butane and anaesthetic gas are also reliably detected using a gas and auxiliary sensor. Other functions are the triggering of the vehicle's own central locking and a 1-way immobiliser. The alarm system is activated and deactivated using the remote control.



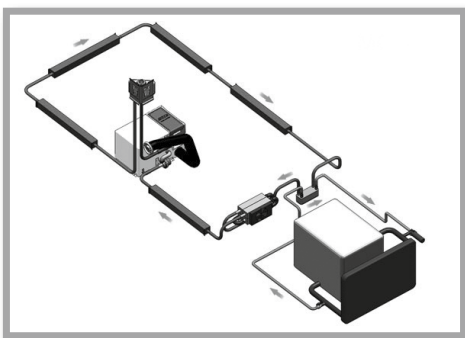
'Carawinx' medically approved point elastic sleeping system with quality mattress

Following the invention of the sprung slatted frame, the 'Carawinx' system is the second revolution in the world of sleeping comfort. The intelligent combination of the spring elements, the sturdy cross beam and the supports ensures unparalleled lying comfort. The flexibility of the supports means they are designed to adapt to the shape of the body in all directions. Thanks to the large number of support points, the entire body is ergonomically positioned so the spine can gently release any stored-up tension. In combination with the premium, 7-zone quality cold foam mattress, with its outstanding comfort characteristics, the bed 'automatically' adapts to the resting body.



Truma DuoControl CS with crash sensor, automatic changeover and de-icing function

The Truma DuoControl CS is a safety gas pressure regulator with a crash sensor for two gas bottles. If the operating bottle is empty, the system automatically switches to the reserve bottle. Thanks to the integrated crash sensor, the DuoControl CS is optimal for safe operation of gas-powered devices while driving. In the event of an accident, the crash sensor even reacts at slow collision speeds of 15 to 20 km/h. for example. The gas supply is interrupted immediately before any damage to the lines and devices can occur. This allows you to always arrived relaxed, feel at ease, and rest assured that you and your fellow travellers are in safe hands.



Alde heat exchanger

The cooling system of the vehicle engine can be used to heat the living area with the heat exchanger in conjunction with the Alde central heating system. In order to do this, all you need to do is set the required room temperature on the room thermostat and start the circulation pump of the heating system.

The heating can also operate in the reverse direction using the base vehicle's circulation pump. In this case, the main cabin heating acts as engine pre-heating, whereby the central heating system heats the cooling system of the vehicle engine.

- The price information shown includes the legally applicable rate of VAT of 21% and excludes shipping and transport costs
- Some vehicles are shown with special features which are available at extra cost
- Some special features cannot be installed in all layouts. Your Carthago dealer will be pleased to inform you about installation and technical details regarding the model you choose
- This information is subject to price, design and equipment modifications and also errors. The details relating to scope of supply, appearance and performance comply with the status at the time of printing
- If our suppliers change product designations during the season, we reserve the right to deliver a part type of equivalent value
- Price, dimensions and weights subject to change. The current rate of VAT at the time of delivery shall be valid. All prices are non-binding recommended prices ex works. In the case of price adjustments by sub-contractors or base vehicle manufacturers, the prices will be modified accordingly
- Mattress sizes can differ from the specified bed dimensions
- The installation of optional extras can result in loss of storage space
- Prices for optional extras apply to ex works installation (not retrofitting). These extras must be ordered in good time before the vehicle goes into production! Information about this can be obtained from your Carthago dealer directly
- The option of mounting solar energy and satellite systems depends on the occupation of the roof area
- Any change of the condition of your vehicle as it left the factory can negatively affect driving quality and road worthiness

- Any structural alteration to the vehicle renders liability claims void. The same applies if the customer makes changes to the paintwork / colour of body components
- Deviations from the textures and colours in the illustrations are permitted in as far as they are due to the nature of the materials used and/or are usual in the trade. The same applies to technical changes to the vehicle as long as the overall product quality remains the same or is improved, and the intended use is not affected
- It is possible that inferior-quality clothing can leave marks on the seat covers. This means that the seat covers are discoloured or the dye from the fabrics rubs off. We do not accept any liability for this kind of discolouration
- We recommend always using Carthago extras and having them installed in our factory. We do not accept any liability for damage caused by products not approved by Carthago or by non-permitted alterations. This applies in particular to the installation of parts by workshops not authorised by Carthago. For this reason, please always have all repairs and retrofits carried out by authorised Carthago dealers, and insist on original Carthago accessories
- The water supply system complies with the state of the art in accordance with DIN 2001-2

Footnotes

Additional legal and technical information concerning vehicle weights / weight tolerance in running order

- The specification of the maximum permissible number of seats refers to the respective vehicle weight in the series production condition without additional equipment, and specifies the maximum possible number of persons who can be seated while driving. The number of seats also depends on the weight and the axle load. It can therefore be reduced if additional equipment (equipment packages, special equipment) is installed, or it may only be achieved if the vehicle load is increased. With additional approved seats (c-tourer only in conjunction with increased load option) the minimum payload per person increases by 85 kg, and the maximum weight for additional equipment reduces at the same time. Detailed information can be found on page 4, no. 3. With the optional 5th seat, the double floor through-loading space is slightly restricted and the upholstery is not covered in the same fabric as the living area (not the liner-for-two model range).
 - In accordance with EU Implementing Regulation No. 1230/2012, the weight when in a running order corresponds to the (unladen) weight of the vehicle with factory-installed standard equipment (including lubricants, tools, tyre repair kit) plus driver (75 kg), 90% full fuel tank, fresh water tank when driving (20 l / from e-line series 50 l), 100% full aluminium gas bottle. The weight specified by the manufacturer for additional equipment is basically dependent on the weight in running order, and is reduced by installing additional equipment (equipment packages, special equipment). Please note that the actual weight which is specified in the Certificate of Conformity (CoC) is also a standard value. Since the weight in running order – as part of the actual weight – has a legally permissible tolerance of $\pm 5\%$, the actual weight can deviate from the specified nominal value accordingly. Detailed information can be found on page 3, no. 2.
 - The maximum weight for additional equipment specified by the manufacturer must not be exceeded during the selection and configuration of your vehicle. The maximum weight for additional equipment specified by the manufacturer is intended to ensure that the legally prescribed minimum payload is also actually available for the vehicle payload after delivery of a vehicle by the manufacturer.
- This means that only a certain amount of additional equipment can be ordered and installed in the factory, in order to leave a sufficient weight allowance available for luggage and other accessories (the so-called payload) without exceeding the technically permissible gross weight. Detailed information can be found on page 5, no. 5.
- The technically maximum permissible gross weight describes the floor plan-related permissible weight specified by the manufacturer that your motorhome may weigh when loaded (e.g. 3,500 kg, 4,500 kg). The technically permissible gross weight of the vehicle (e.g. 3,500 kg) must not be exceeded under any circumstances while driving. Detailed information can be found on page 3, no. 1.
 - The maximum trailer load depends on the total towing weight of the vehicle. The towing capacity reduces to 1,800 kg with the Fiat Ducato f40 heavy. As a rule, the towing capacity depends on the total towing weight: Fiat Ducato AL-KO 6,000 kg, Mercedes-Benz Sprinter AL-KO 5,880 kg. Fiat Ducato f40 heavy option / Mercedes-Benz Sprinter heavy including 16-inch steel wheels.
 - Truma DuoControl CS with crash sensor, automatic changeover and de-icing function option. In the basic configuration when calculating the weight in a running order, only one 100% full aluminium gas bottle at 16.5 kg is taken into consideration. The 'DuoControl CS with crash sensor' (automatic switchover and de-icing function), which is available as an option or in the equipment package, can in principle also be operated with one connected gas bottle. When connecting and using a second gas bottle, the remaining load capacity of your vehicle will be reduced by 16.5 kg if an aluminium gas bottle is used. Steel gas bottles are around 5 kg heavier.

General

- Total vehicle length is the measurement between the front skirt and the rear end.
- Total vehicle width is the measurement from exterior wall to exterior wall (wheel arches on the side, for Fiat Ducato / Mercedes-Benz Sprinter approx.: + 70 mm; for Iveco Daily approx.: + 110 mm).
- Height changes depending on installation of certain optional accessories. The vehicle height with the Fiat chassis light/heavy/double axle can differ by 50 mm.
- With the optional 5th seat, the living area window on the passenger's side is omitted (not XL Models).
- The PSM (Parametrisable Special Module) is an interface between the vehicle and the habitation electronics, and is needed to control the pneumatic suspension.
- Child seats with restraint systems must not be installed on the passenger seat.
- Mounting capability depends on the roof area occupancy. The height of the main cabin changes by 130 mm with the optional satellite system and roof-mounted air-conditioning system.
- Full pneumatic suspension at rear axle with raise / lower function. Lowering the pneumatic suspension on the rear axle can cause damage to the vehicle body if the rear supports are extended at the same time.
- The standard roof-mounted fan in the kitchen area is omitted from the chic c-line model range if the roof-mounted air conditioning option is selected.
- In conjunction with optional 5th seat with 3-point seat belt in models with side bench seat on passenger's side, in chic e-line: living area window above side bench seat is omitted (not omitted in XL models).
- The foot pedal for adjusting the table is omitted in the option with the lounge seating area with a lowerable table top which can be converted into a sleeping berth. The table adjustment lever is beneath the table top in this model.
- Thetford manufacturer note: to ensure the correct breakdown of faecal matter and the functionality of the faecal pump-out system, it is important to use Thetford sanitary additives and Aqua Soft toilet paper. The SOG toilet ventilation, 'ventilation via roof chimney', is omitted if the pumping system option is selected. The toilet is ventilated via the bottom valve of the cassette on the underfloor of the vehicle. Thetford toilet option with pump-out system and faecal tank not possible in conjunction with ceramic fixed tank toilet option.
- Central locking can be operated via the radio transmitter in the ignition key. 'Coming home' function: activation of the awning light/driver's cab door lighting via the remote control in the main key, with automatic switch-off delay.
- Designer drinks cabinet with holder for three Carthago wine glasses and three long drink glasses.
- Pioneer media centre with touchscreen in driver's cab, Wireless Apple CarPlay / Android Auto, Bluetooth, USB interface for connecting portable devices (Low-profile: monitor function for optional reversing camera). Not possible in conjunction with Mercedes-Benz chassis.
- Full pneumatic suspension with automatic levelling. The overall height of the vehicle increases by 30 mm.
- Roof surfaces finished in white GRP to prevent adverse thermal effects. The surface of the GRP is not of the same quality as a painted exterior panel. Slight colour differences possible in the paintwork between the driver's cab and main cabin.
- Omission of Mini-Heki skylight in kitchen area.
- If a satellite system and an additional LED flatscreen TV in the rear area are chosen, only the satellite system with TWIN (for two TV devices) can be ordered.
- Rear axle wheel trims visually match the front axle alloy wheels.
- Additional TV connection option not possible in conjunction with option 710472 24" LED flatscreen TV, since this is already included.
- Carthago world of sleeping & décor set consisting of one or three decorative cushions (model-dependent), a jacquard bed throw with woven Carthago logo and a fitted sheet set to match the respective model.
- Note for XL models: three-piece seat cushion, cannot be pulled out.

- 28) Weight increase from 4,500 kg to 4,800 kg (AL-KO Air Premium X2, four special alloy wheels with increased load). The axle loads are: front axle 2,250 kg / rear axle 2,700 kg. Weight increase from 4,500 kg to 4,800 kg not possible in conjunction with 16-inch alloy wheels option.
- 29) Weight increase from 4,500 kg to 4,800 kg (AL-KO Air Premium X4, four special alloy wheels with increased load). The axle loads are: front axle 2,300 kg / rear axle 2,700 kg. Weight increase from 4,500 kg to 4,800 kg not possible in conjunction with 16-inch alloy wheels option.
- 30) If the vehicle load is increased to 5,400 kg, the axle loads on the front/rear axle are 2,300 kg / 2 x 1,600 kg; if the vehicle load is increased to 5,500 kg, the axle loads are 2,300 kg / 2 x 1,700 kg.
- 31) Chassis version 6.7 t is equipped with a reinforced frame, weight increase to 6.7 t permissible gross weight.
- 32) The rear axle load increases to 2,500 kg if 16 inch alloy wheels are selected.
- 33) In the event of unfavourable conditions, manual readjustment of the air conditioning system may be necessary.
- 34) Legally required mandatory option with chassis version 6.7 t.
- 35) Option Carthago Security alarm system, including ultrasonic sensors in living area, door and scooter garage contact switch, panic alarm function, indicator activation and gas sensor for anaesthetic, propane and butane gas. The legal recognition of the alarm system by insurance companies is regulated differently depending on the country and cannot be guaranteed by the manufacturer.
- 36) Incl. connection set: coaxial cable, antenna socket, 12 V socket.
- 37) No drawers in the kitchen base cabinet (quantity depends on the model). Dimensions of oven in kitchen block (in mm): height 445 x width 445 x depth 490. Not possible in conjunction with the Tec-Tower option.
- 39) Smart TV with DVB-T2 receiver (incl. USB, HDMI, full HD). LED flatscreen TV in sleeping area not connected to DVB-T aerial. Can only be used via SAT aerial or Smart TV.
- 40) The fixed gas tank and hydraulic support jack system options cannot be ordered together - with the exception of models s-plus 61 XL LE, 64 XL QB.
- 41) The top speed is limited to 110 km/h (68 mph) by the ESP safety feature.
- 42) With the Pedelec scooter garage option, the fresh water volume in the chic c-line vehicles changes to 160 l, reducing the scooter garage load capacity by 100 kg. Not possible in conjunction with aluminium chequered floor for scooter garage.
- 43) Note: an inverter is required for use in own on-board power supply (without mains electricity).
- 45) Position: lounge seating area (230 V, USB), sleeping area rear overhead cabinet (230 V, USB), scooter garage (230 V).
- 46) The standard double floor exterior storage compartment behind the habitation door is omitted if this option is selected (does not affect XL models).
- 47) The charge booster is incorporated between the alternator and the starter and also the habitation battery, and ensures that the alternator generates power during travel until the batteries are charged.
- 48) With optional HY4 hydraulic supporting jack system (Fiat: HY4, Iveco: E&P), the mechanical support jacks are omitted. Not possible in conjunction with spare wheel. Hydraulic support jack system option with automatic levelling.
- 49) Optional weight increase incl. 'ACS' High Performance front axle spring strut.
- 51) Multimedia system (Mercedes-Benz: MBUX 10.2" display; Fiat: 10.1" display). Bluetooth connectivity with audio streaming and hands-free function, smartphone integration via Android Auto or Apple CarPlay, USB interface for connecting portable devices. Mercedes-Benz: vehicle weights and vehicle dimensions cannot be stored separately in the navigation system.
- 52) The specified fresh water volume already includes the volume of the boiler.
- 53) With the Sky Dream Comfort option, the ship's instruments set is integrated in the driver's cab overhead storage cabinet.
- 54) The supplied roof antenna in the Mercedes-Benz variant also contains a GPS function.
- 55) The optional lithium-ion batteries replace the standard gel battery/batteries. The battery status display can be accessed via a free app and touch display with 18 A automatic charger.
- 56) When choosing the driver's assistance package, the required radar sensor is integrated in the radiator grille.
- 57) Reinforced front axle spring for optimised ride comfort not possible in conjunction with AL-KO 'ACS' High Performance front axle spring strut
- 58) Spare wheel not possible in conjunction with hydraulic support jack system and in conjunction with Thetford toilet with pump-out system and faecal tank.
- 59) Double floor storage compartment pull-out system with four transport boxes option. Not possible in conjunction with 5th seat option in 50 LE, 51 QB models. Possible in models 61 XL LE, 64 XL QB, but there is a risk of collision if they are used at the same time.
- 61) Ceramic fixed tank toilet option not possible in conjunction with Thetford toilet option with pumping system and septic tank. Cleaning nozzle with garden connection.
- 62) Driver's cab heated seats option (driver / passenger seat) 2 settings.
- 63) Truma Combi 6E option not possible in conjunction with Alde warm water heating option.
- 64) Designer bar cabinet with holder for two Carthago wine glasses and two Carthago long drink glasses.
- 65) The collision braking system automatically triggers braking in the event of a collision in order to prevent or lessen the effects of a possible secondary collision.
- 66) Aluminium chequered floor option not possible in conjunction with Pedelec scooter garage option.
- 67) 4-cylinder engine with 2.2 litre engine, 140 HP: 350 / 380 Nm, engine 180 HP: 380 / 450 Nm.
- 68) 8G automatic torque converter transmission with Fiat Ducato f35 only possible in conjunction with 16 inch steel wheels or 16 inch alloy wheels option.
- 69) The foot pedal for adjusting the table is omitted in the option with the lounge seating area with a lowerable table top which can be converted into a sleeping berth. The table adjustment lever is beneath the table top in this model.
- 70) Iveco 21 engine option: 3.0 l Euro VI d, 4 cylinder, 207 HP / 152 kW, 470 Nm, incl. 8-speed automatic torque converter.
- 71) Push-in and transport system option for 2 Pedelecs/E-bikes only in conjunction with Pedelec scooter garage.
- 72) With the option to omit the high-quality mattress for the drop-down bed, the vehicle weight can be reduced. The slatted frame is left in place and can be used as a shelf space. Not available in conjunction with the option to omit the drop-down bed.
- 74) chic e-line tank volume: cassette 13 l plus faecal tank 110 l. chic s-plus tank volume: cassette 13 l plus faecal tank 112 l. liner-for-two tank volume: cassette 13 l plus faecal tank 60 l (Attention: double-floor storage compartment is reduced in size).
- 75) Tec-Tower fridge combination 153 l option, with door opening at both sides, separate freezer compartment and gas oven. Not possible in conjunction with gas oven in kitchen base unit option.
- 76) 'Sky Dream comfort' option with all-around overhead storage cabinets above lounge seating area and driver's cab, two large panoramic skylights integrated in the suspended designer roof liner with indirect ambient lighting instead of drop-down bed.
- 77) Noble Cherry furniture finish with overhead cabinet fronts in two-tone look with high-gloss ivory.
- 78) linea progressiva world of style: Golden Acacia furniture finish in two-tone look with overhead cabinet fronts in high-gloss ivory, overhead cabinet underside in matt pearl white.
- 79) linea nobile world of style: furniture finish and overhead cabinet fronts in Noce Fino, kitchen fronts in two-tone look with high gloss ivory and lotus white.
- 80) Radio/moniceiver option with touchscreen in driver's cab, Bluetooth and USB interface for connecting portable devices. (Low-profile: monitor function for optional reversing camera).
- 81) Radio with DAB+ with CD, music control via USB, App Connect, incl. wiring for radio in living area round rear lounge seating area above sideboard (with automatic changeover to habitation battery).
- 82) Reversing camera system with single lens and 7" colour monitor integrated at side in dashboard.
- 83) Reversing camera system, double lens and shutter on rear wall incl. 7" colour monitor at side of dashboard.
- 84) 40" LED flatscreen TV option incl. electric pull-out system only possible in conjunction with radio in round lounge seating area.
- 85) Service camera at waste water tank drain pipe with display via double-DIN monitor in dashboard.
- 86) 24" LED flatscreen TV incl. TV bracket, speakers and integrated contact switch wirelessly integrated in television wall for sleeping area (only in conjunction with connecting kit).
- 87) 24" LED flatscreen TV in rear, integrated in the furniture unit (only in sleeping area TV package).
- 88) Speakers in driver's cab (2x) and lounge seating area (2x, liner-for-two: 4 x), DVB-T2 reception.
- 89) Option with single light modules. Not comparable with the Carthago full LED front headlights.
- 90) If the package is selected, in order to reduce the weight of the vehicle, individual constituents of the series production configuration or the Basic Plus package are replaced (fuel tank 60 l / 65 l) or removed (SOG toilet ventilation, waste water hose set, solar system wiring). The replacement or removal of individual options has been taken into consideration and offset in the package price.
- 91) Additive warm water underfloor heating option: additional heating coils in double floor area of lounge seating area. Also in driver's cab in s-plus.
- 92) Thetford C 260 toilet with ceramic insert and 3-stage filling level display option.
- 93) Because of the maximum front axle load of 2.1 t, the maximum number of seats is 3.
- 94) 3rd gel battery option, total: 3 x 80 Ah with chargers 2 x 16 A = 32 A.
- 95) It is recommended to order the gas filter in conjunction with the Truma DuoControl CS option, since the manufacturer of the Truma DuoControl invalidates the warranty if the gas pressure regulator and valves become defective or damaged because of oil or other foreign materials in the liquid gas.
- 96) The cup set consists of two coffee cups and two espresso cups.
- 98) Central locking not for gas bottle hatch and toilet hatch.
- 99) 4-cylinder engine with 2.0 l, max. 400 Nm.
- 101) The luxury living area table is smaller if the round lounge seating area which can be converted into a sleeping berth option is selected.
- 103) Kitchen / coffee package or voltage converter option with c-compactline/ c-tourer only possible in conjunction with an additional battery (gel / lithium).
- 104) Digital instrument cluster with colour display for optimal pairing with the Fiat 10.1" multimedia system for display of 3D navigation maps and driver's assistance systems.
- 105) The prices are recommended retail prices.
- 106) Battery status display can be accessed via a free app with 18 A automatic charger. Cannot be combined with another lithium-ion battery.
- 107) SOG toilet ventilation via roof flue. For 145 RB-LE, 147 RB-LE, 148 RB-QB, SOG layouts, toilet ventilation via floor vent.
- 108) Central locking control possible via RFID chip.
- 109) For Mercedes-Benz models, only available from November 2024.
- 110) Kitchen/Coffee package or 1,800 W voltage converter option not possible in conjunction with electric self-sufficiency package.
- 111) Option recommended for Mercedes-Benz I models. If this option is not chosen, the passenger's seat in these models is around 45 mm lower than the driver's seat.
- 112) Not possible in conjunction with nuovo world of style.
- 113) Alde warm water heating option and Alde heat exchanger for 145 RB-LE, 147 RB-LE, 148 RB-QB layouts available from April 2025



Here is more information about the various tyre designations



About the information in this price list: when this price list is published, all previous price lists become invalid. Changes may occur during the model year after the editorial deadline for this printed document in July 2024. The manufacturer reserves the right to make structural and design changes that become necessary, provided that they are in the interest of technical progress and are reasonable for the customer, plus changes to equipment, differences in colour combinations or individual colour shades, material quality differences and changes to the scope of delivery on the part of the manufacturer. This also applies to colour differences on basic vehicles, insofar as they are a result of changes made by the basic vehicle manufacturer. Please consult your dealer for detailed advice concerning the status of the current product or series.

The information about the scope of delivery, appearance, performance, dimensions and weights of the vehicles (differences within the scope of the factory tolerances ($\pm 5\%$ max.) are possible and permissible) corresponds to the state of knowledge at the time of going to print. Please be aware that some of the vehicles are depicted with special equipment for which an additional charge applies. In some cases they are shown with equipment features that do not correspond to the series production version and can also not be ordered as special equipment.

Prior written consent from Carthago Reisemobilbau GmbH is required for the reprinting of this publication or extracts thereof. The information in this publication is compliant with the German StVO and StVZO (road traffic and road traffic licensing regulations). Mistakes, printing errors and translation errors excepted. All information is based on the characteristics of the German market.

Printed in Germany.

© Carthago Reisemobilbau GmbH, 88326 Aulendorf,
Tel. +49 (0)7525 / 9200-0