

# A-Class 23/24

c-compactline | c-tourer | chic c-line | chic e-line | chic s-plus | liner-for-two

PRICE LIST 23/24 EN

valid from 01.08.2023



**carthago®**  
Das Reisemobil.

# Table of contents

LIGHTWEIGHT PREMIUM CLASS

COMFORT - PREMIUM CLASS

LINER-PREMIUM CLASS

3.5 tons  
4.25 tons



3.5 tons  
4.5 tons



4.5 tons



**Weight notes** 3-6

**Biggest chassis selection in the premium class** 7

**c-compactline Super-Lightweight** 8-13

The lightest motorhome of the Carthago A-Class 3.5 T Premium Class, suitable for remote areas thanks to the 15 cm narrower exterior width and the compact vehicle lengths



AL-KO

**c-tourer Lightweight** 14-23

The c-tourer Lightweight models impress with their short vehicle lengths of up to 7 m, their perfect handling and their amazingly light own weight. Thanks to the Carthago lightweight construction technology, they are ideal for certification within the 3.5 t weight class



AL-KO



Mercedes-Benz  
AL-KO

**c-tourer Comfort** 14-23

If certification within the 3.5 t weight class is not essential and comfort is more important than weight, the c-tourer Comfort models offer the right solution



AL-KO



Mercedes-Benz  
AL-KO

**chic c-line / chic c-line superior / chic c-line XL** 24-37

The fascination of the Carthago Liner class: elegance, comfort and extravagance



AL-KO  
SA/DA



Mercedes-Benz  
AL-KO  
SA/DA

**chic e-line / chic e-line XL** 38-49

The jewel in the crown of the Carthago Liner class: more comfort, more self-sufficiency, more independence



AL-KO  
SA/DA



Mercedes-Benz  
AL-KO  
SA/DA

**chic s-plus / chic s-plus XL** 50-57

The powerhouse of the Carthago Liner class on the Iveco Daily 5.6 t / 6.7 t with high-traction rear-wheel drive/ dual wheels

**IVECO**  
DAILY

5.6 t/6.7 t

**liner-for-two** 58-67

Round rear lounge seating area with electrically extendible TV lounge and unique 4-room concept



AL-KO  
SA/DA

**IVECO**  
DAILY

5.6 t/6.7 t

**Tips and additional equipment information** 68-69

**General notes & footnotes** 70-71

# IMPORTANT LEGAL AND TECHNICAL INFORMATION FOR THE SELECTION AND CONFIGURATION OF YOUR MOTORHOME



Each motorhome is only approved for a certain maximum weight on the road, which must not be exceeded under any circumstances when driving. When you select and configure your motorhome or van (hereinafter referred to as: „the motorhome“), the technical and legal limits for the weight of the motorhome are therefore extremely important. These play a decisive part in the configuration, particularly when the additional equipment is being selected (equipment packages, special equipment and options).

The technical and legal requirements for the weight of your motorhome are regulated in EU Implementing Regulation No. 2021/535 (until June 2022: EU Implementing Regulation No. 1230/2012). This applies uniformly within the European Union. In order to make it easier for you to select and configure your motorhome in compliance with the legal and technical requirements, the key terms and requirements of this regulation are explained in the following, and you are provided with some information that is extremely important when you are configuring your vehicle and selecting your additional equipment (equipment packages, special equipment and options) from the items that are available from the factory. Please read this information carefully before configuring and ordering your vehicle. Our dealers will provide you with additional assistance in selecting and configuring your motorhome.

## 1. TECHNICALLY PERMISSIBLE GROSS WEIGHT

The technically permissible gross weight describes the layout-based maximum permissible weight specified by the manufacturer that your motorhome is allowed to weigh when loaded (e.g. 3,500 kg, 4,500 kg). This is entered in Part I of the registration certificate. You can find information about the technically permissible gross weight for each layout in the technical data which is shown in our sales documents (e.g. in the price lists).

Illustration in the price list:

c-compactline		Super-Lightweight	
			
		← 2.12 m →	← 2.12 m →
		I 138 DB	I 141 LE
Base vehicle		Fiat Ducato	Fiat Ducato
Standard chassis		AL-KO low frame 35 light	AL-KO low frame 35 light
Base engine		Diesel 2.2 I (140 PS / 103 kW)	Diesel 2.2 I (140 PS / 103 kW)
Length / width / height (mm) <sup>1) 2) 3)</sup>		6410 / 2120 / 2890	6670 / 2120 / 2890
Wheel base (mm)		3525	3525
Double floor height / double floor storage compartment (mm)		220 / 460	220 / 460
Headroom in living area (mm)		1980	1980
Rear garage interior height (mm)		1200	1200
Door width / height rear garage at passenger side (mm)		925 x 1140	1050 x 1140
Door width / height rear garage at driver side (mm)		680 x 1140	850 x 1140
Technically permissible gross vehicle weight (kg) <sup>6)</sup>		3500 / 4250 <sup>4)</sup>	3500 / 4250 <sup>4)</sup>
Weight in running order (kg) <sup>4)</sup>		2885 (2741-3029)	2935 (2788-3082)
Max. weight of additional equipment in series production specified by the manufacturer (kg) <sup>7)</sup>		258	206
Max. towed load (kg) <sup>20)</sup>		2000	2000
Max. number of seats with 3-point safety belt as standard while driving (standard) <sup>5)</sup>		4	4

The technically permissible gross weight of the vehicle (e.g. 3,500 kg) must not be exceeded under any circumstances while driving. If the vehicle exceeds the technically permissible gross weight while driving, this constitutes an administrative offence which may be punishable with a fine. We therefore urgently advise you to check this before each journey and ensure that you and your vehicle do not exceed the technically permissible gross weight (e.g. 3,500 kg).

## 2. WEIGHT IN RUNNING ORDER

The weight in running order corresponds to the (unladen) weight of the vehicle with standard factory equipment (including lubricants, tools, tyre repair kit and a fuel tank that is 90% full) plus a statutory flatrate weight of 75 kg for the driver.

The weight in running order essentially includes the following items:

- the unladen weight of the vehicle including the body and filling with operating materials such as lubricating grease, oils and coolants;
- the standard equipment, i.e. all equipment items which are included as standard in the vehicle;
- a fresh water tank that is 100% full when driving (filling when driving in accordance with the manufacturer's specifications. You will find the manufacturer's information about filling in the vehicle in the sales documents (e.g. in the price lists). This is 20 l or 50 l depending on the model series) and an aluminium gas bottle that is 100% full, weighing 16 kg;
- a fuel tank that is 90% full;
- the driver, whose weight is set at a flatrate of 75 kg, regardless of the driver's actual weight.

The weight in running order is therefore the basic configuration of the vehicle model you have selected with standard equipment plus a statutory flatrate weight of 75 kg for the driver. This changes after selecting additional equipment (equipment packages, special equipment, options).

You will find information about the weight in running order for each layout in our sales documents (e.g. in the price lists).

It is important that the value given in our sales documents for the weight in running order is a standard value which is determined during the type approval procedure and checked by the authorities. It is legally permissible and possible for the weight in running order of the vehicle which is delivered to you to differ from the nominal value specified in the sales documents due to production-related tolerances. The legal tolerance is  $\pm 5\%$ . The EU legislator has taken into account the fact that there are certain fluctuations in the weight in running order due to fluctuations in the weight of the supplied parts as well as process and weather-related factors. Please take this into consideration when you are selecting and configuring your motorhome.

Example calculation illustrating these (permissible) production-related weight deviations:

Weight in running order according to sales documents:	2,900 kg
Legal tolerance of $\pm 5\%$ :	145 kg
Legally permissible range of weight in running order:	2,755 to 3,045 kg

The specific range of permissible weight deviations for the weight in running order for each layout can be found in the technical data shown in our sales documents. As a manufacturer, we endeavour to restrict weight fluctuations to the minimum that is unavoidable in terms of production technology. Deviations above and below within the legally permissible tolerance range therefore only occur very rarely. However, in spite of constant technical optimization of the production process, these cannot be completely avoided.

In order to ensure that all of the vehicles which are actually delivered comply with the legally permissible tolerance, the actual weight of the vehicle and compliance with the permissible tolerance of  $\pm 5\%$  is checked by us as the manufacturer by weighing the vehicle upon completion in the production area at the end of the production line. Your dealer will inform you of the actual weight of your vehicle that was measured at the end of the production line. This gives you full transparency about any weight discrepancies that may be present in your vehicle.

### 3. NUMBER OF MAXIMUM PERMITTED SEATS / WEIGHT OF PASSENGERS

The maximum number of permitted seats while driving is determined by us as the manufacturer during the type approval procedure. The weight of the passengers results from the maximum number of permitted seats. The weight of the passengers is a flat rate of 75 kg for each approved seat which we as the manufacturer have provided for the vehicle, regardless of what the passengers actually weigh. This is also a legally prescribed calculation. Since the weight of the driver is already included in the weight in running order, i.e. 75 kg (see section 2.), this is not taken into consideration in the weight of the passengers. In a motorhome with four approved seats, the weight of the passengers is  $3 \times 75 \text{ kg} = 225 \text{ kg}$ .

The specification of the maximum number of permitted seats in the sales documents refers to the respective vehicle weight in the standard condition without additional equipment (see section 4 for additional equipment) and reflects the maximum possible number of people who can be seated whilst driving.

However, the number of seats depends on the weight and the axle load. It can therefore be reduced by installing additional equipment (e.g. by selecting equipment packages, special equipment and options) or, depending on the model, it can only be achieved by increasing the permissible gross weight and/or by omitting additional equipment.

### 4. ACTUAL WEIGHT AND ADDITIONAL EQUIPMENT

The weight in running order (see section 2.) and the weight of the factory-installed additional equipment (equipment packages, special equipment, options) in a specific vehicle are collectively referred to as the actual weight of the vehicle.

You can find information about the actual weight of your vehicle after it has been handed over in section 13.2 of the Certificate of Conformity (CoC), which will be given to you by your dealer when the handover takes place.

Please note that the actual weight specified in the Certificate of Conformity (CoC) is also a standardised value. Since there is a legally permissible tolerance of  $\pm 5\%$  for the weight in running order – as an element of the actual weight (see section 2.), the actual weight can deviate accordingly from the specified nominal value accordingly.

According to the legal definition, the so-called additional equipment includes all optional equipment parts that are not included in the standard equipment and is fitted to the vehicle by the manufacturer (i.e. ex works) and can be ordered by the customer (e.g. awning, bicycle or motorcycle rack, satellite system, solar system, oven etc.). Information about the individual or package weights of the equipment packages, special equipment and options which can be ordered can be found in our sales documents. Other accessories that are retrofitted after delivery of the vehicle from the factory by the dealer or by you personally are not included in the special equipment in this sense.





## 5. MANUFACTURER'S SPECIFIED MAXIMUM WEIGHT FOR ADDITIONAL EQUIPMENT AND PAYLOAD

Since the installation of additional equipment is also subject to legal and technical limits, we determine the value of the maximum weight for additional equipment for each layout and vehicle which can be fitted to the vehicle in addition to the standard equipment (e.g. by selecting equipment packages and/or special equipment). This value must not be exceeded when you are selecting and configuring your vehicle.

The specification of the weight of additional equipment defined by the manufacturer can be found in our sales documents (e.g. in the price lists).

Illustration in the price list:

c-compactline Super-Lightweight		
		
	← 2.12 m →	← 2.12 m →
	I 138 DB	I 141 LE
Base vehicle	Fiat Ducato	Fiat Ducato
Standard chassis	AL-KO low frame 35 light	AL-KO low frame 35 light
Base engine	Diesel 2.2 I (140 PS / 103 kW)	Diesel 2.2 I (140 PS / 103 kW)
Length / width / height (mm) <sup>1) 2) 3)</sup>	6410 / 2120 / 2890	6670 / 2120 / 2890
Wheel base (mm)	3525	3525
Double floor height / double floor storage compartment (mm)	220 / 460	220 / 460
Headroom in living area (mm)	1980	1980
Rear garage interior height (mm)	1200	1200
Door width / height rear garage at passenger side (mm)	925 x 1140	1050 x 1140
Door width / height rear garage at driver side (mm)	680 x 1140	850 x 1140
Technically permissible gross vehicle weight (kg) <sup>8)</sup>	3500 / 4250 <sup>1)</sup>	3500 / 4250 <sup>1)</sup>
Weight in running order (kg) <sup>4)</sup>	2885 (2741-3029)	2935 (2788-3082)
Max. weight of additional equipment in series production specified by the manufacturer (kg) <sup>7)</sup>	258	206
Max. towed load (kg) <sup>10)</sup>	2000	2000
Max. number of seats with 3-point safety belt as standard while driving (standard) <sup>5)</sup>	4	4

The maximum weight for additional equipment specified by the manufacturer is intended to ensure that the legally prescribed so-called minimum payload is also actually available for additional loading after the vehicle has been delivered by the manufacturer. This means that only so much additional equipment can be ordered and installed at the factory that there is still sufficient free weight for luggage and other accessories (the so-called payload) without exceeding the technically permissible gross weight.

The payload is calculated by deducting the weight in running order (nominal value in accordance with the sales documents, see section 2.), the weight of the passengers (see section 3.) and the manufacturer-defined maximum weight for additional equipment from the technically permissible gross weight (see section 1.).

For motorhomes, the European legislation prescribes a fixed minimum payload, which must remain for luggage or other accessories which are not installed in the factory. This minimum payload is calculated as follows:

Minimum payload in kg $\geq 10 * (n + L)$
Whereby the following applies: „n“ = maximum number of passengers plus the driver and „L“ = total length of vehicle in metres (including decimal places).
For a motorhome with a length of 7 m and 4 approved seats (including the driver), the minimum payload is 10 kg * (4 + 7) = 110 kg, for example.

When you are configuring your motorhome, please note that the payload must not fall below the minimum.

To ensure that the minimum payload is adhered to, there is a maximum combination of additional equipment which can be ordered for each vehicle model. In the above-mentioned example with a minimum payload of 110 kg, the gross weight of the additional equipment for a vehicle with four approved seats (including the driver) and a weight in running order of 2900 kg should be a maximum of 265 kg:

3,500 kg	Technically permissible gross weight
- 2,900 kg	Weight in running order
- 3 x 75 kg	Weight of passengers
- 110 kg	Minimum payload
= 265 kg	Additional equipment

Please note that this calculation is based on the standard value for the weight in running order that is specified during the type approval procedure, without taking into the permissible weight deviations for the weight in running order (see section 2.). If the maximum permitted value for the additional equipment of 265 kg (as per the example) has almost or completely been used up, an upwards deviation in the weight in running order may mean that the minimum payload of 110 kg is mathematically maintained using the standard value of the weight in running order, but in actual fact there is no appropriate possibility of having a payload.

Here is also an example calculation for a vehicle with four approved seats whose actual weight in running order is 1% above the nominal value:

3,500 kg	Technically permissible gross weight
- 2,929 kg	Actual weight in running order of the vehicle (+ 1% on comparison to compared to the 2,900 kg specified in the sales documents)
- 3 x 75 kg	Weight of passengers
-265 kg	Weight of additional equipment
= 81 kg	Actual payload (< minimum payload of 110 kg); in this example, the minimum payload is therefore undershot by 29 kg

In order to avoid such a reduction of the minimum payload, the weight of the additional equipment which can be ordered is reduced by the manufacturer on the basis of the layout. Limiting the amount of additional equipment is intended to ensure that the minimum payload, i.e. the legally prescribed free weight for luggage and other accessories, is also actually available for the payload in the vehicles which are delivered by the manufacturer.

Since the actual weight of the specific vehicle is only determined when it is weighed at the end of the production line, it cannot be completely ruled out that in rare exceptional cases situations can arise whereby the minimum payload at the end of the production line is not guaranteed, despite this limitation of the additional equipment. In order to ensure the minimum payload in these cases as well, before delivery of the vehicle, the manufacturer will check with you and your dealer whether, for example, the vehicle weight is increased, the permissible number of seats will be reduced or additional equipment will be removed to reduce the weight so that you receive a vehicle which provides you with the legal minimum payload. The weights for additional equipment installed in the factory can be found in our sales documents (e.g. in the price lists).

Illustration in the price list:

Article no.		£ incl. 20 % VAT	kg
<b>Fiat Ducato chassis</b>			
310032	180 HP / 132 kW engine, Euro 6d Final, f35 light, 9G automatic torque converter transmission <sup>67) 68)</sup>	Standard	55
310033	180 HP / 132 kW engine, Euro 6d Final, f40 heavy (perm. gross weight 4,250 kg), 9G torque converter transmission <sup>69) 67)</sup>	1,900	61
330325	Fiat 16-inch steel wheels instead of 15-inch for f35 light chassis	320	29
330330	Fiat 16-inch alloy wheels for f35 light chassis in conjunction with manual transmission	970	22,5
330340	Fiat 16-inch alloy wheels for f40 heavy chassis / f35 in conjunction with 9G automatic torque converter transmission	790	-8
310610	Fuel tank 60 l instead of 90 l (only in conjunction with f35 light)	60	-24
311810	Reinforced front axle springs for optimal ride comfort <sup>57)</sup>	550	3
311815	AL-KO "ACS" High Performance front axle spring strut <sup>57)</sup>	1,320	-
310630	Leather steering wheel and gear lever	280	-
310632	Multi-functional steering wheel (radio remote control via control buttons)	280	-
331620	Fog light	310	4
311614	BI-LED headlights (dipped and main beam)	1,010	-
311400	Removable towbar	1,690	60
311300	Crank-operated rear supports to prevent swaying in standing position	390	10

The additional weight of additional equipment (all equipment items not included in the standard scope) increases the actual weight of the vehicle (= weight in running order plus the selected additional equipment) and reduces the payload. The specified value shows the additional weight compared to the standard equipment of the respective layout. The gross weight of the selected additional equipment (equipment packages, special equipment and options) must not exceed the maximum weight for additional equipment specified by the manufacturer.

## 6. THE EFFECTS OF WEIGHT IN RUNNING ORDER TOLERANCES ON THE PAYLOAD

Regardless of the minimum payload, you should also note that unavoidable production-related fluctuations in the weight in running order have an effect on the remaining payload:

If you order our example vehicle (see section 5.) with additional equipment with a gross weight of 150 kg, the calculated payload is 225 kg based on the default value for the weight in running order. Due to the tolerances, the payload that is actually available may deviate from this value and may be higher or lower. If the weight in running order of your vehicle is about 1% higher than the weight specified in the sales documents, the possible payload is reduced from 225 kg to 196 kg:

3,500 kg	Technically permissible gross weight
- 2,929 kg	Actual weight in running order of the vehicle (+ 1% on comparison to compared to the 2,900 kg specified in the sales documents)
- 3 x 75 kg	Weight of passengers
- 150 kg	Additional equipment ordered for the specifically configured vehicle
= 196 kg	Actual payload

In order to be sure that the calculated payload is actually available, you should take the possible and permissible tolerances for the weight in running order into consideration when you are selecting and configuring your vehicle. We also strongly recommend weighing the loaded motor-home on a weighbridge before every journey and, taking the individual weight of the passengers into consideration, determine whether the technically permissible gross weight and the technically permissible gross weight on the axles are complied with.



You can find more information online!

# The biggest chassis selection in the premium class

## The choice is yours!

Are you looking for a premium motorhome which is perfect for you? We can provide up to three different base vehicles, depending on the model range and the model: Fiat Ducato, Mercedes-Benz Sprinter with AL-KO low frame Carthago special chassis as a single or twin axle vehicle and the Iveco Daily with the robust ladder-type high frame chassis, rear-wheel drive and dual rear wheels. All three base vehicles

have clearly defined advantages – just pick the chassis which is the most suitable for your practical needs. However, all chassis versions have one thing in common: in conjunction with the Carthago Premium DNA, motorhomes are created which have unique exclusivity and quality, and provide maximum safety. You can count on that!



AL-KO



Mercedes-Benz

AL-KO

**IVECO**  
**DAILY**

5.6 t/6.7 t

Base vehicle	Fiat Ducato					Mercedes-Benz Sprinter			Iveco Daily	
Available for	c-compactline / c-tourer	chic c-line		chic e-line / liner-for-two		c-tourer	chic e-line / e-line		chic s-plus / liner-for-two	
Drive and running gear										
Chassis type	AL-KO low frame special light (f35, f40)	AL-KO low frame Carthago special (f40)		AL-KO low frame Carthago special (f40)		AL-KO low frame Carthago special 415 CDI			Ladder-type high frame	
Motorisation recommendation	2.2 l with 180 HP	2.2 l with 180 HP		2.2 l with 180 HP		2.0 l with 170 HP			3.0 l with 207 HP	
Emissions level	Euro 6D Final	Euro 6D Final / Euro VI E		Euro 6D Final / Euro VI E		Euro VI E			Euro VI E	
Drive type	Front-wheel drive	Front-wheel drive		Front-wheel drive		Front-wheel drive			Rear wheel drive with dual wheels on rear axle	
Maximum permissible gross vehicle weights										
Chassis version	Single axle	Single axle	Twin axle	Single axle	Twin axle	Single axle	Single axle	Twin axle	5.6 t	6.7 t
Maximum technically permissible gross weight (kg) *	3500 / 4250 / 4500	4500	5500	4800	5500	4500	4500	5500	5800	6700
Maximum front axle load (kg)	2100	2100	2300	2300	2300	2100	2100	2100	2300	2600
Maximum rear axle load (kg)	2500	2500	2 x 1700	2700	2 x 1700	2430	2430	2 x 1800	3700	4690
Maximum rear axle load (kg) **	2000	1800	1800	1800	1800	2000	2000	1600	3260	3500
Total towing weight (kg)	6000	6000	6000	6000	6000	5880			9100	10700

\* partially in conjunction with increased load options

\*\* in conjunction with the total towed load

**The lightest motorhome of the Carthago A-Class**

**3.5 T Premium Class:** Suitable for remote areas thanks to the 15 cm narrower exterior width and the compact vehicle lengths

**The Super Lightweight Premium Class:**

- Height, practically-orientated payload, also in the 3.5 t weight class
- Further weight reduction of up to 39,5 kg with the optional 3.5 t weight reduction package

**Double floor with huge, heated storage compartment:**

- Usable height up to 55.5 cm
- Exterior access via several large hatches. Convenient interior access via the seat bench cover of the L-shaped lounge seating area and the lift-up side seat bench (model-dependent) and large living area floor hatches
- Large, central through-loading space (interior height 22 cm), with extra-low double floor storage compartment (usable height 46 cm), convenient loading also through XL habitation door via a large, self-supporting living area floor hatch
- Entire double floor heated with climate storage function

**AL-KO low frame Carthago special light:**

- Permissible gross vehicle weight 3.5 t to 4.25 t

**Carthago body concept for Liner premium class:**

- High-stability chassis connection using frame members (roof-wall / floor-wall)
- Entirely wood-free construction with water-repellent RTM hard foam insulating core
- Interior walls and inside of roof made from aluminium
- Micro-fibre climate-regulating wall covering

**Base vehicle****Fiat Ducato with AL-KO low frame Carthago special light**

- Engine: 2.2 l diesel Multijet 3 with Adblue (19 l), 180 bhp / 132 kW, 4 cylinders, 350 Nm, Euro 6d Final, 9G torque converter transmission, front-wheel drive
- Fuel tank capacity 90 l
- Side wind assistant, cruise control, ABS, ESP, ASR, electric immobiliser, Hillholder, Hill Descent Control, Traction Plus, trailer stability control, collision braking system <sup>65)</sup>
- Driver / passenger airbag <sup>11)</sup>
- Start / Stop system
- Manual air conditioning system
- Glove compartment
- LED daytime driving lights
- Mud flaps on front and rear axle
- Fix & Go repair kit

**Liner premium-class body construction**

- 10-year water ingress guarantee
- Wood-free bodywork with GRP roof and floor covering
- Roof/wall connection via curved roof and frame member
- Roof system rails at side with rainwater deflection function
- Side and rear walls with aluminium on the interior and exterior
- RTM hard foam insulating core in roof, floor and side wall
- Floor connected to side wall via aluminium frame member glued over its entire surface and with additional cold stop
- Total wall and roof thickness, 38 mm
- Exterior hatches made from the original side wall material "Carthago Isoplus"
- Internal/external flap seal, outer seal as water spray protection
- Exterior hatches and habitation door with internal hinges
- Fuel tank flap flush-mounted into side wall
- Segmented side skirts made from aluminium profile
- 4-part rear frame with separate rear bumper
- Carthago rear lights with Carthago "C" branding in LEDs
- Seitz S4 habitation window, double frame with insulated glazing and no thermal bridge, insect screen roller blind and pleated blackout blind
- LED exterior light above habitation door with rain deflector
- Electrically extending habitation door entrance step with warning buzzer

**Drivers cabin**

- Dashboard sloping steeply towards the front (view of road surface after 2.77 m)
- Pleated windscreen blind with insulating honeycomb structure
- Pleated blackout blinds behind rear side windows (operated from the side)
- Front mask in GRP, with double-shell insulation
- Drivers cabin door with security double locking, electric windows, rain gutter
- Soundproofing measures for engine compartment
- Aguti driver and passenger comfort seats with seat belt integration, in same material as living area, padded armrests
- Dashboard with practical sideboard and preparation for integrated reversing camera monitor and drinks bottle holder
- Leather-covered bottom panelling for drop-down bed including sun visors, LED spotlights and storage compartments at the side

**Double floor**

- Usable height up to 55.5 cm
- Through-loading storage compartment with lighting and heating
- Outside access via several large hatches
- Interior access via the L-shaped lounge seating area with patented fitting, lift-up side seat bench (not model 141 LE) and via the large living area floor hatches in the entrance area
- Central through-loading space (interior height 22 cm) with low double floor storage compartment (usable height 46 cm)



### Large scooter garage

- Scooter garage load capacity up to 350 kg
- Large garage door at drivers side, additional door at passengers side
- Garage floor with GRP on top and bottom, anti-slip coating
- With all-round frostproof insulation and heating
- Lashing system via aluminium frame member, including eight lashing eyes

### Interior

- epic world of style: brilliant ash furniture decor with overhead cabinet doors in high gloss ivory

### Living area

- Inside of walls and roof with microfibre climate-regulating wall covering
- L-shaped lounge seating area with side seat bench (model 141 LE with pull-out side seat)
- Wall cladding behind side seat with leather look (not model 141 LE)
- 360° living room table, rotatable using a foot pedal and movable in two directions
- Swivel-out shoe cabinet with holding system in the plinth of the seat bench, including LED mood lighting
- Seat padding with multilayer premium foam core and back support function
- "Durafix" double connecting technology: Furniture section screwed together and mortised
- Hatch closers with soft closing mechanism
- Curtain system including removable decorative curtain

### Kitchen

- Kitchen worktop surface in scratch-resistant shale decor
- Work surface lit from underneath with LED light strip
- Kitchen units with cutlery drawer
- Separate waste bins in separate hygiene area
- "Easy glide" roller-mounted kitchen drawers, with self and soft closing mechanism
- "Profi Gourmet" 3-ring hob with one-piece glass cover, robust cast iron trivet and easy-clean glass shelf
- Round stainless steel sink embedded in work surface with multifunctional sink cover including wall holder for increasing size of work surface
- Metal version of water fitting at practical pan height
- Slimtower with door opening at both sides, with separate freezer compartment, automatic energy source selection 12 V / 230 V / gas operation
- Mini-Heki skylight

### Washroom & changing room

#### Changing room & room partitioning

- Changing room with lockable washroom door to living area (not model 138 DB)

#### Combined washroom with separable round shower (Models 138 DB, 143 LE)

- Towel rail above round shower
- Shower head height-adjustable on chrome rail
- Mini-Heki skylight
- Wash stand base unit with toilet roll holder, mirrored storage cabinet

#### Vario swivelling washroom (model 141 LE)

- Interior swivelling wall with large mirror and washbasin
- "One level" shower access
- Shower head height-adjustable on chrome rail
- Mini-Heki skylight
- Shower area with sectional shower door and as privacy screen at same time when changing room is open
- Wooden toilet lid

### Sleeping

#### Drop-down bed above the drivers cabin area

- Slatted frame and quality mattress
- Extra-low positioning of the bed: Access via side seat
- Sturdy support in sleeping position, bookshelf and LED spotlights
- Dividing curtain between drop-down bed and living area

#### Fixed beds in rear area

- Two-part heated and ventilated slatted frame
- 7-zone quality cold foam mattress
- Mini-Heki skylight
- Habitation window in rear wall above bed (model 138 DB)

#### Lengthways single beds

- Raisable head section
- Sleeping area extension between the lengthways single beds
- Wardrobes beneath the beds, lowered into the double floor, with lift function and divided mattress
- All-round overhead storage cabinets

### On-board equipment

#### Water

- Fresh water and waste water tank in heated double floor, cleaning opening via living area floor hatches or scooter garage (depending on model)
- Central water drain in central double floor
- Low-maintenance water pressure pump system

#### Gas

- Gas bottle compartment in rear area, accessible via separate gas compartment door
- Holds 2 x 11 kg gas bottles
- Gas isolation taps in kitchen area

#### Electrical system

- Electrical centre in scooter garage including charger, fuses, fuse protection, 16 A automatic charger with automatic shut-off in the event of low voltage
- Heated battery centre, 1 x 80 Ah gel battery, in double floor, access via floor storage compartment, main power switch
- Truma CP+ digital control panel for warm air heating, behind technical panel above habitation door
- 230 V socket in seating area, kitchen, washroom, scooter garage
- 12 V socket in drivers cabin (2 x)
- USB socket in drivers cabin (2 x)

#### Innovative light concept

- Ceiling canopy with additional LED spotlights and indirect LED lighting
- LED mood light in plinth of seat bench
- Main light and ambient lighting can be switched separately

### Heating technology

- Warm air outlets in drivers cabin, dashboard front, door entrances, living area, double floor and scooter garage
- Dashboard with targeted heating with widespread heating effect
- Underfloor heating effect due to heated climate storage double floor



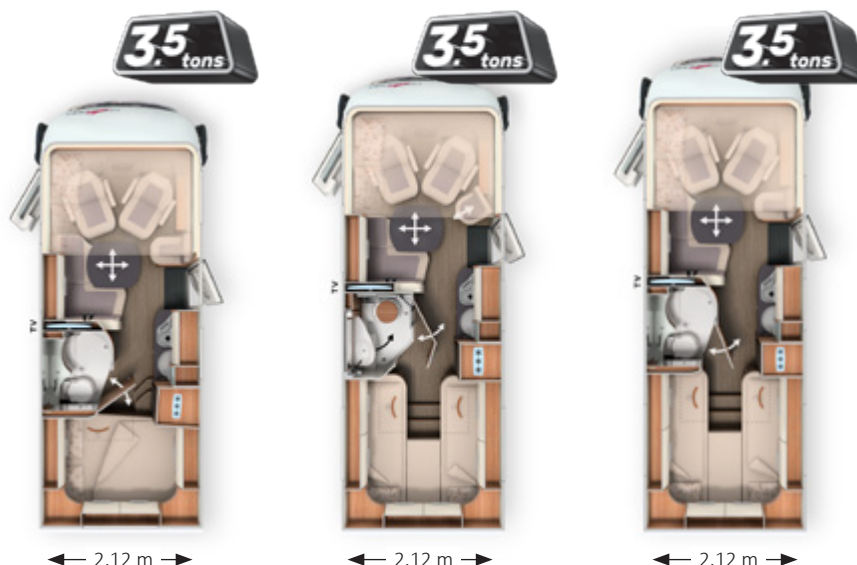
We recommend that you consult your dealer about the price which applies at the point in time when the contract is concluded! <sup>105)</sup>



Please carefully read the legal notes concerning weight-related information on pages 3-6 before concluding the contract!



Alternatively, you can scan the QR code, and you will also receive all of the important information on the subject of weight!



	I 138 DB	I 141 LE	I 143 LE
Base vehicle	Fiat Ducato	Fiat Ducato	Fiat Ducato
Standard chassis	AL-KO low frame 35 light	AL-KO low frame 35 light	AL-KO low frame 35 light
Base engine	Diesel 2.2 I (180 PS / 132 kW)	Diesel 2.2 I (180 PS / 132 kW)	Diesel 2.2 I (180 PS / 132 kW)
Length / width / height (mm) <sup>1) 2) 3)</sup>	6410 / 2120 / 2890	6670 / 2120 / 2890	6950 / 2120 / 2890
Wheel base (mm)	3525	3525	3800
Double floor height / double floor storage compartment (mm)	220 / 460	220 / 460	220 / 460
Headroom in living area (mm)	1980	1980	1980
Rear garage interior height (mm)	1200	1200	1200
Door width / height rear garage at passenger side (mm)	925 x 1140	1050 x 1140	1050 x 1140
Door width / height rear garage at driver side (mm)	680 x 1140	850 x 1140	850 x 1140
Technically permissible gross vehicle weight (kg) <sup>9)</sup>	3500 / 4250 <sup>1</sup>	3500 / 4250 <sup>1</sup>	3500 / 4250 <sup>1</sup>
Weight in running order (kg) <sup>6)</sup>	2885 (2741-3029)	2935 (2788-3082)	2995 (2845-3145)
Max. weight of additional equipment in series production specified by the manufacturer (kg) <sup>7)</sup>	258	206	142
Max. towed load (kg) <sup>10)</sup>	2000	2000	2000
Max. number of seats with 3-point safety belt as standard while driving (standard) <sup>5)</sup>	4	4	4
Sleeping berths (standard / optional)	4 / 5	4	4 / 5
Rear bed dimensions (mm)	1960 x 1470 / 1350	2000 / 1900 x 850	2000 / 1900 x 850
Drop-down bed dimensions (mm)	1800 x 1600	1800 x 1600	1800 x 1600
Seating area bed conversion dimensions (mm) *	1890 x 1100 / 675	-	1890 x 1100 / 675
Fridge volume / of which freezer compartment (l)	133 / 12	133 / 12	133 / 12
Heating system	Truma Combi 6	Truma Combi 6	Truma Combi 6
Fresh water volume (l) <sup>52)</sup>	150	150	150
Fresh water tank volume with filling in running order (l)	20	20	20
Waste water volume (l)	140	140	140
Battery capacity (Ah)	80	80	80
230 V / 12 V / USB sockets	5 / 2 / 2	5 / 2 / 2	5 / 2 / 2
Article no.	110010	110025	110014

<sup>1</sup> Optional Fiat Ducato f40 heavy chassis variant

\* in conjunction with special equipment

<b>Article no.</b>	216032	
<b>Basic-Plus package</b>	<b>Weight</b>	
	<b>kg</b>	<b>£</b>
<b>Chassis options</b>		
Carthago wheel trims		80
"Carthago best view" bus mirror system in black / white, electrically adjustable and heatable		370
Drivers cabin automatic air conditioning <sup>33)</sup>		480
Higher output alternator <sup>47)</sup>		190
Drivers cabin comfort seats with tilt and height adjustment (front / rear)		520
Dashboard finish: ventilation grille in chrome		220
Wiring for radio with roof antenna with DAB+, speakers (4 x) <sup>88)</sup>		400
Pioneer 6.8" radio / moniceiver incl. DAB+ <sup>80)</sup>		580
<b>Habitation options</b>		
Midi-Heki skylight with LED spotlights above the L-shaped lounge seating area		620
Large scooter garage door at drivers side		520
XL habitation door "premium two 2.0" (width 63 cm) with double locking, window and anti-insect blind		470
SOG toilet ventilation via roof chimney		330
Waste water hose set for comfortable disposal		110
USB socket in overhead storage cabinet above rear bed		100
Wiring for electric extractor hood		220
Wiring for solar system		220
Wiring for satellite system		220
Wiring for reversing camera (single lens)		220
Total price of individual options		5,870
<b>Package price</b>	<b>42</b>	<b>4,830</b>
<b>Your savings</b>		<b>1,040</b>
210330 <b>SURCHARGE</b> Pioneer 9" media centre, incl. navigation, motorhome route guidance, DAB+ <sup>19)</sup>	-	810

<b>Article no.</b>	216500	
<b>3.5 t weight reduction package (only in conjunction with f35) <sup>90)</sup></b>	<b>Weight</b>	
	<b>kg</b>	<b>£</b>
60 l fuel tank (instead of standard 90 l fuel tank)		✓
90 Ah lithium-ion battery incl. battery computer instead of 80 Ah gel battery <sup>106)</sup>		✓
Omission of SOG toilet ventilation via roof chimney		✓
Omission of waste water hose set for comfortable disposal		✓
Omission of wiring for solar system		✓
<b>Package price</b>	<b>-39,5</b>	<b>1,320</b>

<b>Article no.</b>	216009	
<b>Fiat Infotainment package*</b>	<b>Weight</b>	
	<b>kg</b>	<b>£</b>
Digital instrument cluster with colour display in dashboard <sup>104)</sup>		✓
Leather steering wheel and gear lever, including multifunctional buttons		✓
Fiat 10,1" multimedia system incl. navigation, motorhome route guidance and DAB+ <sup>51)</sup>		✓
<b>Package price</b>	<b>2</b>	<b>2,470</b>

\* The Fiat 10.1" multimedia system replaces the Pioneer 6.8" radio / moniceiver and is taken into consideration in the price. Fiat infotainment package not possible in conjunction with the Pioneer 9" media centre

<b>Article no.</b>	212009	
<b>Media package</b>	<b>Weight</b>	
	<b>kg</b>	<b>£</b>
Reversing camera system with single lens and 7" colour monitor at side in dashboard		1,020
TV pull-out system for TV cabinet above L-shaped lounge seating area <sup>36)</sup>		630
Smart LED TV 24" <sup>39)</sup>		1,300
Total price of individual options		2,950
<b>Package price</b>	<b>21</b>	<b>2,030</b>
<b>Your savings</b>		<b>920</b>
210260 <b>SURCHARGE</b> 138 DB, 143 LE: Designer TV cabinet with 32" Smart LED TV instead of 24" <sup>39)</sup>	5	750
210305 <b>SURCHARGE</b> for reversing camera with double lens and shutter instead of single lens <sup>83)</sup>	1	620

<b>Article no.</b>	210730	
<b>Kitchen / coffee package <sup>103)</sup> *</b>	<b>Weight</b>	
	<b>kg</b>	<b>£</b>
Inverter for 12 V to 230 V, 1,800 Watts, mains priority circuit*		1,730
Capsule coffee maker with connecting kit incl. pull-out system		290
Total price of individual options		2,020
<b>Package price</b>	<b>12</b>	<b>1,710</b>
<b>Your savings</b>		<b>310</b>

\*Only in conjunction with second habitation battery (gel) or lithium

## Special equipment

Article no.		£ incl. 20 % VAT	kg	I 138 DB	I 141 LE	I 143 LE
<b>Fiat Ducato chassis</b>						
310032	180 HP / 132 kW engine, Euro 6d Final, f35 light, 9G automatic torque converter transmission <sup>67) 68)</sup>	<b>Standard</b>	55	X	X	X
310033	180 HP / 132 kW engine, Euro 6d Final, f40 heavy (perm. gross weight 4,250 kg), 9G torque converter transmission <sup>10) 67)</sup>	1,900	61	○	○	○
330325	Fiat 16-inch steel wheels instead of 15-inch for f35 light chassis	320	29	○	○	○
330330	Fiat 16-inch alloy wheels for f35 light chassis in conjunction with manual transmission	970	22,5	○	○	○
330340	Fiat 16-inch alloy wheels for f40 heavy chassis / f35 in conjunction with 9G automatic torque converter transmission	790	-8	○	○	○
310610	Fuel tank 60 l instead of 90 l (only in conjunction with f35 light)	60	-24	○	○	○
311810	Reinforced front axle springs for optimal ride comfort <sup>57)</sup>	550	3	○	○	○
311815	AL-KO "ACS" High Performance front axle spring strut <sup>57)</sup>	1,320	-	○	○	○
310630	Leather steering wheel and gear lever	280	-	●	●	●
310632	Multi-functional steering wheel (radio remote control via control buttons)	280	-	●	●	●
331620	Fog light	310	4	○	○	○
311614	BI-LED headlights (dipped and main beam)	1,010	-	○	○	○
311400	Removable towbar	1,690	60	○	○	○
311300	Crank-operated rear supports to prevent swaying in standing position	390	10	○	○	○
<b>Habitation exterior</b>						
410121	Central locking for XL habitation door "premium two 2.0" and drivers cabin door	410	-	○	○	○
410150	Additional security locks in the drivers cabin door and habitation door	630	2	○	○	○
410520	Aluminium roof awning frame, grey canvas, length: 4.0 m	1,550	39	○	○	○
410560	Aluminium roof awning frame, grey canvas, length: 4.5 m	1,660	42	-	○	○
410660	Insulating mat for front and side windows, outside	410	10	○	○	○
410700	Insulating glazing in side windows / door windows in drivers cabin	1,020	10	○	○	○
410840	Additional rear bed window at passenger side	370	2	○	X	X
410785	Mini-Heki skylight in drivers cabin / drop-down bed	310	3	○	○	○
410850	Electric extractor hood above kitchen area <sup>22)</sup>	460	5	○	○	○
<b>Electrical system</b>						
510020	Additional 80 Ah battery in existing battery centre	480	26	○	○	○
510053	Lithium ion battery 150 Ah incl. battery computer and separate touch display <sup>55)</sup>	2,140	-9	○	○	○
510081	Solar panel system: 2 x 100 Watt <sup>12)</sup>	1,770	13	-	○	○
510180	12 V to 230 V inverter, 1,800 W with mains priority circuit <sup>103)</sup>	1,730	10	●	●	●
510255	Socket package with additional sockets (3 x 230 V, 2 x USB) <sup>45)</sup>	440	3	○	○	○
510201	Carthago Security alarm system <sup>35)</sup>	1,260	3	○	○	○



Article no.		£ incl. 20 % VAT	kg	I 138 DB	I 141 LE	I 143 LE
<b>Gas   Water   Miscellaneous</b>						
610020	Truma DuoControl CS <sup>73)</sup>	390	3	○	○	○
610021	Gas filter for Truma DuoControl CS (recommended) <sup>95)</sup>	200	0,5	○	○	○
610045	Comfort gas bottle pull-out system (only in conjunction with Truma DuoControl CS)	580	6	○	○	○
610140	Hot / cold exterior shower in scooter garage at drivers side	310	2,5	○	○	○
610480	Scooter garage upgrade with needle felt, luggage nets	310	10	○	○	○
610500	Aluminium chequered floor for scooter garage	160	20	○	○	○
<b>Kitchen   appliances</b>						
550067	Gas oven with grill function in kitchen base unit <sup>37)</sup>	940	12	○	○	○
550287	Capsule coffee maker with connecting kit incl. pull-out system	290	2	●	●	●
<b>Heating   air conditioning</b>						
650040	Truma Combi 6E (additional electric heating element 2 x 900 Watt / 230 V)	660	1	○	○	○
<b>Multimedia</b>						
710029	Pioneer 9" media centre incl. navigation, motorhome route guidance, DAB+ <sup>19)</sup>	1,380	-	○	○	○
710160	Reversing camera system with single lens, including 7" colour monitor <sup>82)</sup>	1,020	6	●	●	●
710180	Reversing camera system with double lens, shutter including 7" colour monitor <sup>83)</sup>	1,630	7	○	○	○
710506	TV pull-out system for for TV cabinet above L-shaped lounge seating area <sup>36)</sup>	630	5	●	●	●
710547	24" Smart LED TV for TV pull-out system / TV bracket <sup>39)</sup>	1,300	10	●	●	●
910460	Additional TV connection in sleeping area <sup>36)</sup>	310	3,5	-	○	○
710575	Service camera at waste water tank outlet pipe <sup>85)</sup>	510	0,5	○	○	○
<b>Satellite systems</b>						
750030	Teleco Flatsat 65 satellite system with CI slot <sup>12)</sup>	2,500	25	○	○	○
750031	Teleco Flatsat 65 satellite system Twin LNB for second TV with CI slot <sup>12)</sup>	2,690	27	-	○	○
<b>Interior</b>						
810027	casablanca world of style <sup>77)</sup>	620	-	○	○	○
810100	Carpet for living area	330	6	○	○	○
810120	Carpet for drivers cabin area	170	1	○	○	○
810440	Drop-down bed omitted, replaced with all-round overhead storage compartments in drivers cabin	590	-10	○	○	○
810260	Rear bed with Carawinx under spring system instead of slatted frame	510	4,5	○	○	○
810580	Lounge seating area can be converted into a sleeping area <sup>69)</sup>	530	10	○	-	○
810726	Waterproof shower insert in same design as living area floor	210	3,5	○	-	○
<b>Living area materials</b>						
850600	Barcelona – Antara / fabric combination	<b>Standard</b>	-	X	X	X
850610	Venezia – Antara / fabric combination	<b>Standard</b>	-	X	X	X
850620	Cambridge – Antara / fabric combination	<b>Standard</b>	-	X	X	X
850630	Rome – Antara / fabric combination	<b>Standard</b>	-	X	X	X
850700	Malaga – textile leather fabric combination	380	3	○	○	○
850640	Davos – textile leather / fabric combination	380	3	○	○	○
850710	Ivory part leather – leather / fabric combination	1,320	7	○	○	○
850720	Macchiato part leather – leather / fabric combination	1,320	7	○	○	○
850690	Ivory leather	3,260	10	○	○	○
850730	Sand leather (not in conjunction with casablanca world of style)	3,260	10	○	○	○
850740	Macchiato leather	3,260	10	○	○	○
850501	World of sleeping & decoration set: decorative cushions, bed throw, fitted sheet set <sup>26)</sup>	370	7	○	○	○

### The sophisticated all-rounder

Lightweight models with short vehicle lengths for the requirements of the 3.5 t weight class and comfort models with a gross weight of up to 4.5 t

### The Lightweight Premium Class:



- Height, practically-orientated payload, also in the 3.5 t weight class
- Further weight reduction of up to 39,5 kg with the optional 3.5 t weight reduction package
- Exterior design with radiator grille with v-face look and horizontal chrome struts

### Double floor with huge, heated storage compartment:



- Usable height up to 55.5 cm
- Exterior access via several large hatches. Convenient interior access via the seat bench cover of the L-shaped lounge seating area and the swing-up side seat bench (model-dependent) and large living area floor hatches
- Large, central through-loading space (interior height 22 cm), with extra-low double floor storage compartment (usable height 46 cm), convenient loading also through XL habitation door via a large, self-supporting living area floor hatch
- Entire double floor heated with climate storage function

### AL-KO low frame Carthago special:



Mercedes-Benz

- Permissible gross vehicle weight 3.5 t to 4.5 t

### Carthago body concept for Liner premium class:



- High-stability chassis connection using frame members (roof-wall / floor-wall)
- Entirely wood-free construction with water-repellent RTM hard foam insulating core
- Interior walls and inside of roof made from aluminium
- Micro-fibre climate-regulating wall covering

### Base vehicle

- LED daytime driving lights
- Driver/passenger airbag<sup>11)</sup>
- Mud flaps on front and rear axle
- Fix & Go repair kit

### Fiat Ducato with AL-KO low frame Carthago special

- Engine: 2.2 l diesel Multijet 3 with Adblue (19 l), 180 bhp / 132 kW, 4 cylinders, 350 Nm, Euro 6d Final, 9G torque converter transmission, front-wheel drive
- Fuel tank capacity 90 l
- Side wind assistant, cruise control, ABS, ESP, ASR, electric immobiliser, Hillholder, Hill Descent Control, Traction Plus, trailer stability control, collision braking system<sup>65)</sup>
- Start / Stop system
- Manual air conditioning system
- Glove compartment

### Mercedes-Benz Sprinter with AL-KO low frame Carthago special

- Engine: 2.0 l diesel with Adblue (22 l), 150 HP / 110 kW, 4 cylinders, 330 Nm, Euro VI e, 6-speed gearbox, front-wheel drive
- 16-inch steel wheels
- Fuel tank capacity 65 l
- Keyless Start incl. Start/Stop button
- Side wind assistant, Hillholder, ABS, ASR, EBV, ESP
- Driver and passenger cup holders, glove compartment at passenger side
- Hinged lid for storage compartment
- Automatic driving light control
- Mercedes-Benz emergency call system, breakdown management
- Chassis battery 12 V / 92 Ah
- Wiring (cable set) for habitation door central locking system
- Electric warm air auxiliary heating in drivers cabin

### Liner premium-class body construction

- 10-year water ingress guarantee
- Wood-free bodywork with GRP roof and floor covering
- Roof/wall connection via curved roof and frame member
- Roof system rails at side with rainwater deflection function
- Side and rear walls with aluminium on the interior and exterior
- RTM hard foam insulating core in roof, floor and side wall
- Floor to side wall connection using aluminium frame member bonded over its entire surface with additional cold stop
- Total wall and roof thickness, 38 mm
- Exterior hatches made from the original side wall material "Carthago Isoplus"
- Internal/external flap seal, outer seal as water spray protection
- Exterior hatches and habitation door with internal hinges
- Fuel tank flap flush-mounted into side wall
- Segmented side skirts made from aluminium profile
- 4-part rear frame with separate rear bumper (Model 145 RB LE: Modern dynamic rear design)
- Carthago rear lights with Carthago "C" branding in LEDs
- Seitz S4 habitation window, double frame with insulated glazing and no thermal bridge, insect screen roller blind and pleated blackout blind
- LED exterior light above habitation door with rain deflector
- Electrically extending habitation door entrance step with warning buzzer

### Drivers cabin

- Dashboard sloping steeply towards the front (view of road surface in Fiat after 2.77 m, in Mercedes-Benz after 3.77 m)
- Pleated windscreen blind with insulating honeycomb structure
- Pleated blackout blinds behind rear side windows (operated from the side)

- Front mask in GRP, with double-shell insulation
- Drivers cabin door with security double locking, electric windows, rain gutter
- Soundproofing measures for engine compartment
- Aguti "Roadliner" driver and passenger comfort seats with Carthago label, in same material as living area, rotatable, with integrated seat belts and padded armrests
- Dashboard with leather-covered moulded part, practical sideboard and preparation for integrated reversing camera monitor and drinks bottle holder
- Leather-covered bottom panelling for drop-down bed including sun visors, LED spotlights and storage compartments at the side

### Double floor

- Usable height up to 55.5 cm
- Through-loading storage compartment with lighting and heating
- Outside access via several large hatches
- Interior access via the L-shaped lounge seating area with patented fitting, swing-up or lift-up side seat bench (not model 141 LE) and via the large living area floor hatches in the entrance area and the kitchen area
- Central through-loading space (interior height 22 cm) with low double floor storage compartment (usable height 46 cm)

### Large scooter garage

- Scooter garage load capacity up to 350 kg
- Large garage door at drivers side, additional door at passengers side
- Garage floor with GRP on top and bottom, anti-slip coating
- With all-round frostproof insulation and heating
- Lashing system via aluminium frame member, including eight lashing eyes

### Interior

- Epic world of style: Brilliant ash furniture decor with overhead cabinet doors in high gloss ivory
- Casablanca world of style: Noble Cherry furniture décor with overhead cabinet doors in high gloss ivory (optional, standard in model 145 RB LE)

### Living area

- Inside of walls and roof with microfibre climate-regulating wall covering
- L-shaped lounge seating area with side seat bench (model 141 LE with pull-out side seat)
- Wall cladding behind side seat with leather look (not model 141 LE)
- 360° living room table, rotatable using a foot pedal and movable in two directions
- Swivel-out shoe cabinet with holding system in the plinth of the seat bench, including LED mood lighting
- Seat padding with multilayer premium foam core and back support function
- "Durafix" double connecting technology: Furniture section screwed together and mortised
- Hatch closers with soft closing mechanism
- Curtain system including removable decorative curtain

### Kitchen

- Kitchen work surface as visual room divider and additional worktop (not models 141 LE, 143 LE)
- Kitchen worktop surface in scratch-resistant shale decor
- Work surface lit from underneath with LED light strip
- Kitchen units with cutlery drawer
- Separate waste bins in separate hygiene area
- "Easy glide" roller-mounted kitchen drawers, with self and soft closing mechanism
- "Profi Gourmet" 3-ring hob with divided glass cover (models 141 LE, 143 LE one-piece), robust cast iron trivet and glass shelf

- Round stainless steel sink embedded in work surface with multifunctional sink cover including wall holder for increasing size of work surface
- Metal version of water fitting at practical pan height
- Kitchen rear wall in cream decorative glass
- Large fridge with door opening at both sides (models 141 LE, 143 LE, 145 RB LE: Slimtower) with separate freezer compartment, automatic energy source finder 12 V / 230 V / gas operation
- Mini-Heki skylight

### Washroom & changing room

#### Changing room & room partitioning

- Changing room with lockable washroom door or luxury washroom door to living area
- Solid wooden sliding door in front of sleeping area (models 148 LE, 149 LE)
- Pull-out room partitioning and TV wall in front of sleeping area (Model 150 QB)
- Floor-to-ceiling wardrobe with clothes rail and a shelf (model 148 LE)

#### Combined washroom with separable round shower (Models 143 LE, 148 LE)

- Towel rail above round shower
- Shower head height-adjustable on chrome rail
- Mini-Heki skylight
- Wash stand base unit with toilet roll holder, mirrored storage cabinet

#### Vario swivelling washroom (model 141 LE)

- Interior swivelling wall with large mirror and washbasin
- "One level" shower access
- Shower head height-adjustable on chrome rail
- Mini-Heki skylight
- Shower area with sectional shower door and as privacy screen at same time when changing room is open
- Wooden toilet lid

#### Luxury washroom with separate shower room (Models 145 RB LE, 149 LE, 150 QB)

- "One level" shower access
- Towel rail above round shower
- Waterproof shower insert in same design as living area floor (model 149 LE)
- Shower insert with same design as living area floor, removable for showering (models 145 RB LE, 150 QB)
- Shower head height-adjustable on chrome rail
- Roof light in shower room
- Mini-Heki skylight in washroom
- Wash stand base unit with toilet roll holder, mirrored storage cabinet

### Sleeping

#### Drop-down bed above the drivers cabin area

- Slatted frame and quality mattress
- Extra-low positioning of the bed: Access via side seat
- Sturdy support in sleeping position, bookshelf and LED spotlights
- Dividing curtain between drop-down bed and living area

#### Fixed beds in rear area

- Two-part heated and ventilated slatted frame
- 7-zone quality cold foam mattress
- Mini-Heki skylight
- Raisable head section

#### Lengthways single beds

- Pull-out comfort access steps with additional storage compartment including sleeping area extension (models 141 LE, 143 LE optional)
- Pull-out access steps including sleeping area extension (models 141 LE, 143 LE)

- Fixed access steps, optional pull-out access steps including sleeping area extension (model 145 RB LE)
- Wardrobes beneath the beds, lowered into the double floor (model-dependent), with lift function and divided mattress
- All-round overhead storage cabinets

### On-board equipment

#### Water

- Fresh water and waste water tank in heated double floor, cleaning opening via living area floor hatches or scooter garage (depending on model)
- Central water drain in central double floor
- Low-maintenance water pressure pump system

#### Gas

- External low-level gas bottle compartment, exterior hatch with separate stay (models 145 RB LE, 148 LE, 149 LE, 150 QB)
- Gas bottle compartment in rear area, accessible via separate gas box door (models 141 LE, 143 LE)
- Holds 2 x 11 kg gas bottles
- Gas isolation taps in kitchen area

#### Electrical system

- Electrical centre in scooter garage including charger, fuses, fuse protection, 16 A automatic charger with automatic shut-off in the event of low voltage
- Heated battery centre, with 1 x 80 Ah gel battery in double floor, access via double floor storage compartment at driver side, main power switch
- Truma CP+ digital operating panel for warm air heating, behind technical panel above habitation door
- 230 V socket in seating area, kitchen, washroom, scooter garage
- 12 V socket in drivers cabin (Fiat: 2 x Mercedes-Benz: 1 x)
- USB socket in drivers cabin (Fiat: 2 x Mercedes-Benz: 1 x)

#### Innovative light concept

- Ceiling canopy with additional LED spotlights and indirect LED lighting
- LED mood light in kitchen area / seat bench plinth (seat bench plinth only in models 141 LE, 143 LE)
- Main light and ambient lighting can be switched separately

### Heating technology

- Warm air outlets in drivers cabin, dashboard front, door entrances, living area, double floor and scooter garage
- Dashboard with targeted heating with widespread heating effect
- Underfloor heating effect due to heated climate storage double floor





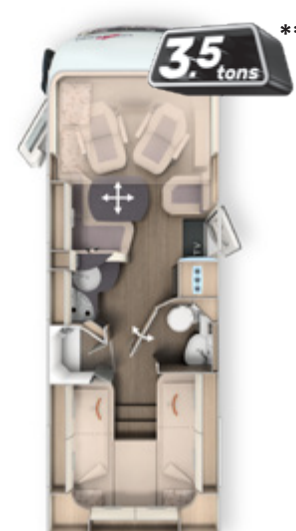
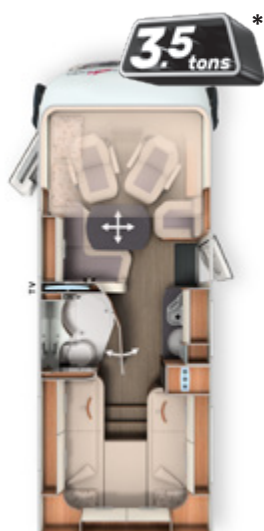
We recommend that you consult your dealer about the price which applies at the point in time when the contract is concluded! <sup>105)</sup>



Please carefully read the legal notes concerning weight-related information on pages 3-6 before concluding the contract!



Alternatively, you can scan the QR code, and you will also receive all of the important information on the subject of weight!



	I 141 LE		I 143 LE		I 145 RB LE	
Base vehicle	Fiat Ducato	Fiat Ducato	Mercedes-Benz Sprinter	Fiat Ducato	Mercedes-Benz Sprinter	
Standard chassis	AL-KO low frame 35 light	AL-KO low frame 35 light	AL-KO low frame 415 CDI	AL-KO low frame 35 light	AL-KO low frame 415 CDI	
Base engine	Diesel 2.2 l (180 PS / 132 kW)	Diesel 2.2 l (180 PS / 132 kW)	2.0 l diesel (150 PS / 110 kW)	Diesel 2.2 l (180 PS / 132 kW)	2.0 l diesel (150 PS / 110 kW)	
Length / width / height (mm) <sup>1) 2) 3)</sup>	6670 / 2270 / 2890	6950 / 2270 / 2890	7080 / 2270 / 2945	7050 / 2270 / 2890	7180 / 2270 / 2945	
Wheel base (mm)	3525	3800	3900	3800	3900	
Double floor height / double floor storage compartment (mm)	220 / 460	220 / 460		220 / 460		
Headroom in living area (mm)	1980	1980		1980		
Rear garage interior height (mm)	1200	1200		1200		
Door width / height rear garage at passenger side (mm)	1050 x 1140	1050 x 1140		1050 x 1140		
Door width / height rear garage at driver side (mm)	850 x 1140	850 x 1140		1050 x 1140		
Technically permissible gross vehicle weight (kg) <sup>9)</sup>	3500 / 4500 <sup>1</sup>	3500 / 4500 <sup>1</sup>		3500 / 4500 <sup>1</sup>		
Weight in running order (kg) <sup>6)</sup>	3015 (2864-3166)	3065 (2912-3218)	3165 (3007-3323)	n.a.***	n.a.***	
Max. weight of additional equipment in series production specified by the manufacturer (kg) <sup>7)</sup>	125	71	77	50	96	
Max. towed load (kg) <sup>10)</sup>	2000	2000		2000		
Max. number of seats with 3-point safety belt as standard while driving (standard / optional) <sup>5)</sup>	4	4	3 / 4	4	3 / 4	
Sleeping berths (standard / optional)	4	4 / 5		4 / 5		
Rear bed dimensions (mm)	2000 / 1900 x 850	2000 / 1900 x 850		1900 / 2000 x 850		
Drop-down bed dimensions (mm)	1950 x 1600	1950 x 1600		1950 x 1600		
Seating area bed conversion dimensions (mm) *	-	2030 x 1105 / 650		2030 x 1105 / 650		
Fridge volume / of which freezer compartment (l)	133 / 12	133 / 12		133 / 12		
Heating system	Truma Combi 6	Truma Combi 6		Truma Combi 6		
Fresh water volume (l) <sup>52)</sup>	150	150		150		
Fresh water tank volume with filling in running order (l)	20	20		20		
Waste water volume (l)	140	140		140		
Battery capacity (Ah)	80	80		80		
230 V / 12 V / USB sockets	5 / 2 / 2	5 / 2 / 2	5 / 1 / 1	5 / 2 / 2	5 / 1 / 1	
Article no.	110090	110120	110520	110140	110530	

<sup>1</sup> Optional chassis version f40 heavy incl. increased load / Mercedes-Benz: Optional weight increase

\* in conjunction with special equipment \*\* Only available on Fiat Ducato

\*\*\* You will find the information "Weight in running order" in our online price list PDF at <http://www.carthago.com>. Alternatively, please ask your Carthago dealer.



We recommend that you consult your dealer about the price which applies at the point in time when the contract is concluded! <sup>105)</sup>



Please carefully read the legal notes concerning weight-related information on pages 3-6 before concluding the contract!



Alternatively, you can scan the QR code, and you will also receive all of the important information on the subject of weight!



	I 148 LE		I 149 LE		I 150 QB	
Base vehicle	Fiat Ducato	Mercedes-Benz Sprinter	Fiat Ducato	Mercedes-Benz Sprinter	Fiat Ducato	Mercedes-Benz Sprinter
Standard chassis	AL-KO low frame 35 light	AL-KO low frame 415 CDI	AL-KO low frame 35 light	AL-KO low frame 415 CDI	AL-KO low frame 35 light	AL-KO low frame 415 CDI
Base engine	Diesel 2.2 l (180 PS / 132 kW)	2.0 l diesel (150 PS / 110 kW)	Diesel 2.2 l (180 PS / 132 kW)	2.0 l diesel (150 PS / 110 kW)	Diesel 2.2 l (180 PS / 132 kW)	2.0 l diesel (150 PS / 110 kW)
Length/width/height (mm) <sup>1) 2) 3)</sup>	7390 / 2270 / 2890	7520 / 2270 / 2945	7520 / 2270 / 2890	7650 / 2270 / 2945	7480 / 2270 / 2890	7610 / 2270 / 2945
Wheel base (mm)	4143	4243	4143	4243	4143	4243
Double floor height / double floor storage compartment (mm)	220 / 460		220 / 460		220 / 460	
Headroom in living area (mm)	1980		1980		1980	
Rear garage interior height (mm)	1200		1200		1120 / 1240*	
Door width / height rear garage at passenger side (mm)	1050 x 1140		1050 x 1140		1050 x 1100	
Door width / height rear garage at driver side (mm)	1050 x 1140		1050 x 1140		1050 x 1140	
Technically permissible gross vehicle weight (kg) <sup>9)</sup>	3500 / 4500 <sup>1</sup>	3500 / 4500 <sup>1</sup>	3500 / 4500 <sup>1</sup>	4200 / 4500 <sup>1</sup>	3500 / 4500 <sup>1</sup>	4200 / 4500 <sup>1</sup>
Weight in running order (kg) <sup>6)</sup>	3215 (3054-3376)	3315 (3149-3481)	3235 (3073-3397)	3325 (3159-3491)	3215 (3054-3376)	3305 (3140-3470)
Max. weight of additional equipment in series production specified by the manufacturer (kg) <sup>7)</sup>	84	536	63	525	83	545
Max. towed load (kg) <sup>10)</sup>	2000		2000		2000	
Max. number of seats with 3-point safety belt as standard while driving (standard / optional) <sup>5)</sup>	2 / 3-5 <sup>15)</sup>	4 / 5 <sup>15)</sup>	2 / 3-5 <sup>15)</sup>	4 / 5 <sup>15)</sup>	2 / 3-5 <sup>15)</sup>	4 / 5 <sup>15)</sup>
Sleeping berths (standard / optional)	4 / 5		4 / 5		4 / 5	
Rear bed dimensions (mm)	1900 / 2000 x 850		1900 / 2000 x 850		1950 x 1450	
Drop-down bed dimensions (mm)	1950 x 1600		1950 x 1600		1950 x 1600	
Seating area bed conversion dimensions (mm)**	1920 x 1125 / 650		1920 x 1125 / 650		1920 x 1125 / 650	
Fridge volume / of which freezer compartment (l)	153 / 29		153 / 29		153 / 29	
Heating system	Truma Combi 6		Truma Combi 6		Truma Combi 6	
Fresh water volume (l) <sup>52)</sup>	150		150		150	
Fresh water tank volume with filling in running order (l)	20		20		20	
Waste water volume (l)	140		140		140	
Battery capacity (Ah)	80		80		80	
230 V / 12 V / USB sockets	5 / 2 / 2	5 / 1 / 1	5 / 2 / 2	5 / 1 / 1	5 / 2 / 2	5 / 1 / 1
Article no.	110160	110560	110170	110570	110180	110580

<sup>1</sup> Optional chassis version f40 heavy incl. increased load / Mercedes-Benz: Optional weight increase

18 \* Optional Pedelec scooter garage

\*\* in conjunction with special equipment

Article no.	216002		213002
Basic-Plus package	Weight	Fiat	Mercedes-Benz
	kg	£	£
<b>Chassis options</b>			
Wheel trims		-	80
Carthago wheel trims		80	-
Drivers cabin automatic air conditioning <sup>33)</sup>		480	-
Tempmatik semi-automatic air conditioning system <sup>33)</sup>		-	2.570
Cruise control		Standard	460
Higher output alternator <sup>47)</sup>		190	190
92 litre fuel tank		-	410
Front axle with increased load bearing capability		-	440
Steering wheel with multifunctional buttons option (incl. leather gearshift with manual transmission)		-	390
Instrument cluster with colour display		-	480
Rain sensor		-	210
Electric handbrake		-	510
"Carthago best view" bus mirror system in black/white, adjustable and heatable		370	370
Drivers cabin comfort seats with tilt and height adjustment (front / rear)		520	520
Dashboard finish: Ventilation grille in chrome		220	-
Wiring for radio with roof antenna with DAB+, speakers (4 x) <sup>54) 88)</sup>		400	400
Pioneer 6.8" radio / moniceiver incl. DAB+ <sup>80)</sup>		580	580
<b>Habitation options</b>			
Midi-Heki skylight with LED spotlights above the L-shaped lounge seating area		620	620
Large scooter garage door at drivers side		520	520
XL habitation door "premium two 2.0" (width 63 cm) with double locking, window and anti-insect blind		470	470
SOG toilet ventilation via roof chimney		330	330
Waste water hose set for comfortable disposal		110	110
USB socket in overhead storage cabinet above rear bed		100	100
Wiring for electric extractor hood		220	220
Wiring for solar system		220	220
Wiring for satellite system		220	220
Wiring for reversing camera (single lens)		220	220
Total price of individual options		5,870	10,640
<b>Package price</b>	<b>42,5/66,5</b>	<b>4,830</b>	<b>9,150</b>
<b>Your savings</b>		<b>1,040</b>	<b>1,490</b>
210330 <b>SURCHARGE</b> Pioneer 9" media centre, incl. navigation, motorhome route guidance, DAB+ <sup>19)</sup>	-	810	-
210335 <b>SURCHARGE</b> MBUX 10.2" multimedia incl. navigation and DAB+ <sup>51)</sup>	0,5	-	3,220
210336 <b>SURCHARGE</b> for THERMOTRONIC fully automatic air conditioning system <sup>33)</sup>	-	-	560

Article no.	216500		216501
3.5 t weight reduction package (only in conjunction with f35/m35) <sup>90)</sup>	Weight	Fiat	Mercedes-Benz
	kg	£	£
60 l fuel tank (instead of standard 90 l fuel tank)		✓	-
65 l fuel tank (instead of 92 l fuel tank from the Basic Plus package)		-	✓
90 Ah lithium-ion battery incl. battery computer instead of 80 Ah gel battery <sup>106)</sup>		✓	✓
Omission of SOG toilet ventilation via roof chimney		✓	✓
Omission of waste water hose set for comfortable disposal		✓	✓
Omission of wiring for solar system		✓	✓
<b>Package price</b>	<b>-39,5</b>	<b>1,320</b>	<b>1,320</b>

Article no.	216009	
Fiat Infotainment package*	Weight	
Digital instrument cluster with colour display in dashboard <sup>104)</sup>		✓
Leather steering wheel and gear lever, including multifunctional buttons		✓
Fiat 10,1" multimedia system incl. navigation, motorhome route guidance and DAB+ <sup>51)</sup>		✓
<b>Package price</b>	<b>2</b>	<b>2,470</b>

\* The Fiat 10.1" multimedia system replaces the Pioneer 6.8" radio / moniceiver and is taken into consideration in the price. Fiat infotainment package not possible in conjunction with Pioneer 9" media centre

## Article no.

216401

Exterior design package	Weight	
	kg	£
Carthago Full-LED headlights (dipped and main beam)		✓
Fog lights with chrome applications		✓
"Exterior-line" extended exterior decor		✓
"Liner" engine hood design – visual windscreen extension		✓
<b>Package price</b>	<b>4</b>	<b>2,590</b>

## Article no.

212315

Mercedes-Benz driver's assistance package * 56)	Weight	
	kg	£
Active distance assistant DISTRONIC		✓
Active braking assistant		✓
Active alertness assistant		✓
Tyre inflation pressure monitoring system		✓
<b>Package price</b>	<b>2</b>	<b>1,680</b>

\* Only in conjunction with MBUX 10.2" multimedia and 9G-Tronic automatic transmission

## Article no.

212009

212011

Media package	Weight	24": 141 LE, 143 LE	32": 145 RB LE, 148 LE, 149 LE, 150 QB
	kg	£	£
Reversing camera system with single lens and 7" colour monitor at side in dashboard		1,020	1,020
TV pull-out in side seat bench, TV cabinet in L-shaped lounge seating area (141 LE, 143 LE), TV wall bracket (145 RB LE) <sup>36)</sup>		630	630
Smart LED TV 24" <sup>39)</sup>		1,300	-
32" Smart LED TV <sup>39)</sup>		-	1,760
Total price of individual options		2,950	3,410
<b>Package price</b>	<b>21/22</b>	<b>2,030</b>	<b>2,470</b>
<b>Your savings</b>		<b>920</b>	<b>940</b>
210260 <b>SURCHARGE</b> 143 LE: Designer TV cabinet with 32" Smart LED TV instead of 24" <sup>39)</sup>	5	750	-
210305 <b>SURCHARGE</b> for reversing camera with double lens and shutter instead of single lens <sup>83)</sup>	1	620	620
210211 <b>SURCHARGE</b> Teleco Flatsat Classic 85 satellite system with CI slot <sup>12) 23)</sup>	28	2,630	2,630

## Article no.

810633

Living comfort package (model 145 RB LE only)	Weight	
	kg	£
Pull-out lightweight access steps including sleeping area extension		✓
Multifunctional sink cover for additional wall holder for extending work surface		✓
Additional mirror element in luxury bathroom		✓
Shelving beneath the lengthways single beds		✓
<b>Package price</b>	<b>12</b>	<b>620</b>

## Article no.

210730

Kitchen / coffee package <sup>103)</sup> *	Weight	
	kg	£
Inverter for 12 V to 230 V, 1,800 Watts, mains priority circuit*		1,730
Capsule coffee maker with connecting kit incl. pull-out system		290
Total price of individual options		2,020
<b>Package price</b>	<b>12</b>	<b>1,710</b>
<b>Your savings</b>		<b>310</b>

\* Only in conjunction with second habitation battery (gel) or lithium



Article no.		210580	210584
Sleeping area TV package	Weight	Models: 141 LE, 143 LE, 148 LE, 149 LE	Model: 150 QB
	kg	£	£
TV cabinet in sleeping area with special TV pull-out system <sup>36)</sup>		820	-
24" Smart LED TV in sleeping area <sup>23) 39)</sup>		1,300	-
Wiring for TV connection incl. cable set in canopy and cover panel		-	260
24" Smart LED TV in sleeping area incl. TV bracket, contact switch <sup>23) 39) 86)</sup>		-	1,730
Total price of individual options		2,120	1,990
<b>Package price</b>	<b>18/13</b>	<b>1,460</b>	<b>1,380</b>
<b>Your savings</b>		<b>660</b>	<b>610</b>
210212 <b>SURCHARGE</b> Teleco Flatsat Easy Skew Smart 90 / twin LNB for second TV <sup>12) 23)</sup>	30	2,790	2,790

Article no.		210805	216005
ALDE polar package	Weight	Fiat: 148 LE, 149 LE, 150 QB	Mercedes: 148 LE, 149 LE, 150 QB
	kg	£	£
Insulating mat for front and side windows, outside		410	410
Insulating mat for foot area drivers cabin inside		190	-
Insulating double-glazing in side windows / door windows in drivers cabin		1,020	1,020
Alde warm water heater, 230 V / gas operation with booster in drivers cabin		3,010	3,010
Alde heat exchanger (use of engine heat)		1,050	1,050
Total price of individual options		5,680	5,490
<b>Package price</b>	<b>88/83</b>	<b>4,340</b>	<b>4,150</b>
<b>Your savings</b>		<b>1,340</b>	<b>1,340</b>

## Special equipment

Article No.		£ incl. 20 % VAT	kg	I 141 LE	I 143 LE	I 145 RB LE	I 148 LE	I 149 LE	I 150 QB
<b>Fiat Ducato chassis</b>									
310032	180 HP / 132 kW engine, Euro 6d Final, f35 light, 9G automatic torque converter transmission <sup>67) 68)</sup>	Standard	55	X	X	X	X	X	X
310033	180 HP / 132 kW engine, Euro 6d Final, f40 heavy (perm. gross weight 4,250 kg), 9G torque converter transmission <sup>10) 67)</sup>	1,900	61	○	○	○	○	○	○
330325	Fiat 16-inch steel wheels instead of 15-inch for f35 light chassis	320	29	○	○	○	○	○	○
330330	Fiat 16-inch alloy wheels for f35 light chassis in conjunction with manual transmission	970	22,5	○	○	○	○	○	○
330340	Fiat 16-inch alloy wheels for f40 heavy chassis / f35 in conjunction with 9G automatic torque converter transmission	790	-8	○	○	○	○	○	○
310610	Fuel tank 60 l instead of 90 l (only in conjunction with f35 light)	60	-24	○	○	○	-	-	-
311810	Reinforced front axle springs for optimal ride comfort <sup>57)</sup>	550	3	○	○	○	○	○	○
311815	AL-KO "ACS" High Performance front axle spring strut <sup>57)</sup>	1,320	-	○	○	○	○	○	○
310467	Weight increase from 4,250 kg to 4,500 kg with Fiat Ducato f40 heavy	310	-	○	○	○	○	○	○
310630	Leather steering wheel and gear lever	280	-	●	●	●	●	●	●
310632	Multi-functional steering wheel (radio remote control via control buttons)	280	-	●	●	●	●	●	●

Article No.		£ incl. 20 % VAT	kg	I 141 LE	I 143 LE	I 145 RB LE	I 148 LE	I 149 LE	I 150 QB
<b>Mercedes-Benz Sprinter chassis</b>									
310147	Engine variant 170 HP / 125 kW, Euro VI E (only in conjunction with automatic transmission) <sup>99)</sup>	2,530	-	-	○	○	○	○	○
310402	9G-TRONIC automatic gearbox incl. hold function	3,090	30	-	○	○	○	○	○
330351	16-inch alloy wheels (black) with all-weather tyres <sup>32)</sup>	1,330	2	-	○	○	○	○	○
310465	Increased load from 3,500 kg to 4,200 kg	310	-	-	○	○	-	-	-
310466	Increased load from 3,500 kg to 4,500 kg	520	-	-	○	○	-	-	-
310467	Increased load from 4,200 kg to 4,500 kg	310	-	-	-	-	○	○	○
410011	Entrance step, drivers cabin access, retracted and extracted electrically	520	5	-	○	○	○	○	○
<b>Other Fiat / Mercedes-Benz chassis options</b>									
331620	Fog light	310	4	●	●	●	●	●	●
331611	Carthago Full-LED headlights (dipped and main beam)	2,040	-	●	●	●	●	●	●
311400	Removable towbar	1,690	60	○	○	○	○	○	○
311430	Removable tow bar in conjunction with Pedelec scooter garage	2,030	50	-	-	-	-	-	○
311300	Crank-operated rear supports to prevent swaying in standing position	390	10	○	○	○	○	○	○
<b>Habitation exterior</b>									
410121	Central locking for XL habitation door "premium two 2.0" and drivers cabin door	410	-	○	○	○	○	○	○
410150	Additional security locks in the drivers cabin door and habitation door	630	2	○	○	○	○	○	○
410560	Aluminium roof awning frame, grey canvas, length: 4.5 m	1,660	42	○	○	○	○	○	○
410580	Aluminium roof awning frame, grey canvas, length: 5.0 m	1,860	50	-	-	-	○	○	○
410660	Insulating mat for front and side windows, outside	410	10	○	○	○	●	●	●
410700	Insulating glazing in side windows / door windows in drivers cabin	1,020	10	○	○	○	●	●	●
410114	Patented Pedelec scooter garage, loading height of up to 124 cm <sup>42)</sup> <sup>66)</sup>	450	15	-	-	-	-	-	○
410925	Push-in and transport system for 2 Pedelecs / E-bikes <sup>71)</sup>	650	28,5	-	-	-	-	-	○
410785	Mini-Heki skylight in drivers cabin / drop-down bed	310	3	○	○	○	○	○	○
410850	Electric extractor hood above kitchen area <sup>22)</sup>	460	5	○	○	○	○	○	○
<b>Electrical system</b>									
510020	Additional 80 Ah battery in existing battery centre	480	26	○	○	○	○	○	○
510053	Lithium ion battery 150 Ah incl. battery computer and separate touch display <sup>55)</sup>	2,140	-9	○	○	○	○	○	○
510081	Solar panel system: 2 x 100 Watt <sup>12)</sup>	1,770	13	○	○	○	○	○	○
510180	12 V to 230 V inverter, 1,800 W with mains priority circuit <sup>103)</sup>	1,730	10	●	●	●	●	●	●
510255	Socket package with additional sockets (3 x 230 V, 2 x USB) <sup>45)</sup>	440	3	○	○	○	○	○	○
510201	Carthago Security alarm system <sup>35)</sup>	1,260	3	○	○	○	○	○	○
<b>Gas   Water   Miscellaneous</b>									
610020	Truma DuoControl CS <sup>73)</sup>	390	3	○	○	○	○	○	○
610021	Gas filter for Truma DuoControl CS (recommended) <sup>95)</sup>	200	0,5	○	○	○	○	○	○
610045	Comfort gas bottle pull-out system (only in conjunction with Truma DuoControl CS)	580	6	○	○	-	-	-	-
610140	Hot / cold exterior shower in scooter garage at drivers side	310	2,5	○	○	○	○	○	○
610480	Scooter garage upgrade with needle felt, luggage nets	310	10	○	○	○	○	○	○
610500	Aluminium chequered floor for scooter garage <sup>66)</sup>	160	20	○	○	○	○	○	○
<b>Kitchen   appliances</b>									
550081	Tec-Tower fridge combination 153 l with separate gas oven <sup>75)</sup>	780	20	-	-	-	○	○	○
550067	Gas oven with grill function in kitchen base unit <sup>37)</sup>	940	12	○	○	○	○	○	○
550287	Capsule coffee maker with connecting kit incl. pull-out system	290	2	●	●	●	●	●	●

Article No.		£ incl. 20 % VAT	kg	I 141 LE	I 143 LE	I 145 RB LE	I 148 LE	I 149 LE	I 150 QB
<b>Heating   air conditioning</b>									
650040	Truma Combi 6E (additional electric heating element 2 x 900 Watt / 230 V) <sup>63)</sup>	660	1	○	○	○	○	○	○
650230	Alde warm water heater, 230 V / gas operation with booster in drivers cabin <sup>63)</sup>	3,010	45	–	–	–	●	●	●
650240	Alde heat exchanger (use of engine heat)	1,050	13	–	–	–	●	●	●
<b>Multimedia</b>									
710029	Pioneer 9" media centre incl. navigation, motorhome route guidance, DAB+ <sup>19)</sup>	1,380	–	○	○	○	○	○	○
710160	Reversing camera system with single lens, including 7" colour monitor <sup>82)</sup>	1,020	6	●	●	●	●	●	●
710180	Reversing camera system with double lens, shutter including 7" colour monitor <sup>83)</sup>	1,630	7	○	○	○	○	○	○
710503	TV wall bracket (501), TV pull-out in side seat bench (503) and lounge seating area TV cabinet (506) <sup>36)</sup>	630	5	●	●	●	●	●	●
710547	24" Smart LED TV for TV pull-out system <sup>39)</sup>	1,300	10	●	●	–	–	–	–
710548	32" Smart LED TV for TV pull-out system <sup>39)</sup>	1,760	10	–	–	●	●	●	●
910460	Additional TV connection in sleeping area <sup>25) 36)</sup>	310	3,5	●	●	○	●	●	–
710481	TV cabinet in sleeping area with TV pull-out system and connection set <sup>36)</sup>	820	12	●	●	–	●	●	–
710477	Wiring for TV connection in sleeping area incl. cable set and cover panel	260	3	–	–	–	–	–	●
710470	24" Smart LED TV for TV cabinet in sleeping area <sup>23) 25) 39) 87)</sup>	1,300	10	●	●	–	●	●	–
710478	24" Smart LED TV in sleeping area incl. TV bracket, power contact switch, TV signal <sup>23) 39) 86)</sup>	1,730	10	–	–	–	–	–	●
710575	Service camera at waste water tank outlet pipe <sup>85)</sup>	510	0,5	○	○	○	○	○	○
<b>Satellite systems</b>									
750041	Teleco Flatsat Classic 85 satellite system with CI slot <sup>12) 23)</sup>	3,060	28	○	○	○	○	○	○
750046	Teleco Flatsat Easy Skew Smart 90 / Twin LNB for second TV <sup>12) 23)</sup>	3,380	30	○	○	○	○	○	○
<b>Interior</b>									
810027	casablanca world of style <sup>77)</sup>	620	–	○	○	x	○	○	○
810100	Carpet for living area	330	6	○	○	○	○	○	○
810120	Carpet for drivers cabin area	170	1	○	○	○	○	○	○
810440	Drop-down bed omitted, replaced with all-round overhead storage compartments in drivers cabin	590	-26	○	○	○	○	○	○
810260	Rear bed with Carawinx under spring system instead of slatted frame	510	4,5	○	○	○	○	○	○
810620	Pull-out comfort access steps, including sleeping area extension	370	7	○	○	–	x	x	–
810580	Lounge seating area can be converted into a sleeping area <sup>69)</sup>	530	10	–	○	○	○	○	○
810610	Solid wood sliding door in front of bedroom	370	13	–	–	○	x	x	–
810680	5th seat in side seat bench with 3-point seat belt <sup>5)</sup>	920	10	–	–	–	○	○	○
810726	Waterproof shower insert in same design as living area floor	210	3,5	–	○	x	○	x	x
<b>Living area materials</b>									
850304	London (25) fabric combination	<b>Standard</b>	–	–	–	x	–	–	–
850600	Barcelona – Antara / fabric combination	<b>Standard</b>	–	x	x	x	x	x	x
850610	Venezia – Antara / fabric combination	<b>Standard</b>	–	x	x	x	x	x	x
850620	Cambridge – Antara / fabric combination	<b>Standard</b>	–	x	x	x	x	x	x
850630	Rome – Antara / fabric combination	<b>Standard</b>	–	x	x	x	x	x	x
850314	Paris – quilted fabric combination	375	–	–	–	○	–	–	–
850700	Malaga – textile leather fabric combination	380	3	○	○	○	○	○	○
850640	Davos – textile leather / fabric combination	380	3	○	○	○	○	○	○
850710	Ivory part leather – leather / fabric combination	1,320	7	○	○	○	○	○	○
850720	Macchiato part leather – leather / fabric combination	1,320	7	○	○	○	○	○	○
850690	Ivory leather	3,260	10	○	○	○	○	○	○
850730	Sand leather (not in conjunction with casablanca world of style)	3,260	10	○	○	○	○	○	○
850740	Macchiato leather	3,260	10	○	○	○	○	○	○
850501	World of sleeping & decoration set: decorative cushions, bed throw, fitted sheet set <sup>26)</sup>	370	7	○	○	○	○	○	○

### The fascination of the Carthago Liner class:

elegance, comfort and extravagance

#### Exclusive exterior design:



- Carthago v-face front design
- Modern GRP bus rear
- Carthago rear lights with dynamic LED indicators

#### Double floor with huge, heated storage compartment:



- Usable height up to 70 cm
- Exterior access via several large hatches. Convenient interior access via the seat bench cover of the L-shaped lounge seating area, the swing-up side seat bench and the large living area floor hatches
- Large through-loading compartment with extra-low double floor storage compartment, also loadable from the outside through the XL habitation door via the living area floor hatches

#### Above average self-sufficiency:



- 170 l fresh water / 140 l waste water
- 2 x 80 Ah batteries

#### AL-KO low frame Carthago special:



- Single axle up to 4.5 t / double axle up to 5.5 t permissible gross weight

#### Carthago body concept for Liner premium class:



- High-stability body connection via frame members
- Wood-free habitation with RTM hard foam insulating core
- Interior walls and ceiling made of aluminium = lightning protection.
- Micro-fibre climate-regulating wall covering

### Equipment line of chic c-line superior

- "Superior" designer radiator grille, with vertical and horizontal chrome bars
- 16-inch alloy wheels
- "Superior" extended exterior decor
- "Exclusive" designer front mask above windscreen with black panel
- "Liner" engine hood design - visual windscreen extension
- linea siena world of style: Summer chestnut furniture decor with overhead cabinet doors with bicolor look in high-gloss ivory
- Kitchen worktop in solid and joint-free Corian version
- Thetford C 260 toilet with ceramic insert <sup>92)</sup>

### Base vehicle

- Carthago Full-LED headlights (dipped and main beam) including LED daytime driving light
- Fog light
- Driver / passenger airbag <sup>11)</sup>
- Mud flaps on front and rear axle
- Fix & Go repair kit
- 16-inch steel wheels

#### Fiat Ducato with AL-KO low frame Carthago special

- Engine: 2.2 l diesel Multijet 3 with Adblue (19 l), 180 bhp / 132 kW, 4 cylinders, 380 Nm, Euro 6d Final, 9G torque converter transmission, front-wheel drive
- Fuel tank capacity 90 l
- Start / Stop system
- Side wind assistant (single axle models), cruise control, ABS, ESP, ASR, electric immobiliser, Hillholder, Hill Descent Control, Traction Plus, trailer stability control, collision braking system <sup>65)</sup>
- Manual air conditioning system
- Glove compartment
- Wheel trim with Carthago lettering

#### Mercedes-Benz Sprinter with AL-KO low frame Carthago special

- Engine: 2.0 l diesel with Adblue (22 l), 150 HP / 110 kW, 4 cylinders, 330 Nm, Euro VI e, 6-speed gearbox, front-wheel drive
- Fuel tank capacity 65 l
- Keyless Start incl. Start/Stop button
- Side wind assistant (single axle model), Hillholder, ABS, ASR, EBV, ESP
- Driver and passenger cup holders, glove compartment at passenger side
- Hinged lid for storage compartment
- Automatic driving light control
- Mercedes-Benz emergency call system, breakdown management
- Chassis battery 12 V / 92 Ah
- Wide-gauge front axle
- Wiring (cable set) for habitation door central locking system
- Electric warm air auxiliary heating in drivers cabin
- Original Mercedes-Benz wheel trims

### Liner premium-class body construction

- 10-year water ingress guarantee
- Wood-free bodywork with GRP roof and floor covering
- GRP bus rear with double-shell insulation, separate rear bumper
- Roof/wall connection via curved roof and frame member
- Roof system rails at side with rainwater deflection function
- Side and rear walls with aluminium on the interior and exterior
- RTM hard foam insulating core in roof, floor and side wall
- Floor to side wall connection using aluminium frame member bonded over its entire surface with additional cold stop
- Total wall and roof thickness, 38 mm
- Body with lightning strike protection / Faraday cage

- Exterior hatches made from the original side wall material "Carthago Isoplus"
- Internal/external flap seal, outer seal as water spray protection
- Exterior hatches and habitation door with internal hinges
- Fuel tank flap flush-mounted into side wall
- Segmented side skirts made from aluminium profile
- Carthago rear lights with dynamic LED indicators
- Seitz S4 habitation window, double frame with insulated glazing and no thermal bridge, insect screen roller blind and pleated blackout blind
- LED exterior light above habitation door with rain deflector
- Electrically extending habitation door entrance step with warning buzzer

### Drivers cabin

- Dashboard sloping steeply towards the front (view of road surface in Fiat after 2.77 m, in Mercedes-Benz after 3.77 m)
- Pleated windscreen blind with insulating honeycomb structure
- Pleated blackout blinds behind rear side windows (operated from the side)
- Model XL: Insulating double glazing in drivers cabin: Side and door windows
- Front mask in GRP, with double-shell insulation
- Drivers cabin door with security double locking, electric windows, rain gutter
- Soundproofing measures for engine compartment
- Aguti "Roadliner" driver and passenger comfort seats with Carthago label, in same material as living area, rotatable, with integrated seat belts and padded armrests
- Dashboard with leather-covered moulded part, practical sideboard and preparation for integrated reversing camera monitor and drinks bottle holder
- Leather-covered bottom panelling for drop-down bed including sun visors, LED spotlights and storage compartments at the side

### Double floor

- Usable height up to 70 cm
- Through-loading storage compartment with lighting and heating
- Outside access via several large hatches
- Interior access via the L-shaped lounge seating area with patented fitting, swing-up side seat bench and via the large living area floor hatches in the entrance and kitchen area
- Central through-loading space (interior height 22 cm) with low double floor storage compartment (usable height 46 cm)

### Large scooter garage

- Scooter garage load capacity up to 350 kg
- Large garage doors at passenger and driver side
- Garage floor with GRP on top and bottom, anti-slip coating
- With all-round frostproof insulation and heating
- Lashing system via aluminium frame member, including eight lashing eyes

### Interior

- linea moderna world of style: Golden wattle furniture decor with overhead cabinet doors with bicolor look in high-gloss ivory

### Living area

- Inside of walls and roof with microfibre climate-regulating wall covering
- L-shaped lounge seating area with side seat bench
- Wall panelling behind side seat with leather look
- Model XL: XL lounge seating area with long side sofa at passenger side
- Heki III panoramic skylight above lounge seating area with LED spotlights
- Living area window above side bench at passenger side (XL models)

- 360° living room table, rotatable using a foot pedal and movable in two directions
- Swivel-out shoe cabinet with holding system in base of seat bench
- Seat padding with multilayer premium foam core and back support function
- "Durafix" double connecting technology: Furniture section screwed together and mortised
- Hatch closers with soft closing mechanism
- Removable decorative curtain, Roman blind system can be adjusted and fixed vertically

### Kitchen

- Comfort corner kitchen with raised kitchen work surface cabinet as visual room divider and additional work surface
- Kitchen work surface in "Savannah" décor with Corian drip edge
- Work surface lit from underneath with LED light strip
- "Easy glide" roller-mounted kitchen drawers, with self and soft closing mechanism
- Separate waste bins in separate hygiene area
- Separate drawer for cutlery with organiser, bottle holder
- "Profi Gourmet" 3-ring hob with divided glass cover for additional storage space with robust cast iron trivet and easy-clean glass shelf
- Round stainless steel sink embedded in work surface with multi-functional sink cover including wall holder for increasing size of work surface
- Designer mixer tap in metal with pull-out spray head
- Kitchen rear wall in cream decorative glass
- Large fridge with door opening at both sides, separate freezer compartment, automatic energy source finder 12 V / 230 V / gas operation
- Slide-out storage cabinet (floor-to-ceiling in models 5.9 XL LE, 6.2 XL QB)
- Electric roof hood fan

### Washroom & changing room

#### Changing room & room partitioning

- Changing room with lockable room partitioning door and solid wooden sliding door (XL models) to living area
- Solid wooden sliding door in front of sleeping area (models 4.9 LE, 4.9 LE L, 5.0 QB L)
- Pull-out TV wall and room divider in front of sleeping area (Models 5.0 QB)
- Solid wood sliding door in front of sleeping area including full length mirror (XL models)
- Floor-to-ceiling wardrobe with two clothes rails and shelf integrated in the changing room (models 4.9 LE L, 5.0 QB L, XL models)

#### Luxury washroom with separate shower room (Models 4.9 LE, 4.9 LE L, 5.0 QB, 5.0 QB L)

- "One level" shower access
- Towel rail above round shower
- Waterproof shower insert in same design as living area floor (model 5.0 QB: can be removed for showering)
- Shower head height-adjustable on chrome rail
- Roof dome in shower room
- Mini-Heki skylight in washroom
- Wash stand base unit with toilet roll holder, mirrored storage cabinet
- Luxury washroom door with 3-way function (washroom double door for toilet room and partitioning from living area)

#### XL washroom with XL room concept (Models 5.9 XL LE, 6.2 XL QB)

- Open wash area and designer washbasin
- Mini-Heki skylight
- XL round shower with waterproof shower insert in the same design as living area floor and level shower entry including skylight with towel rail
- Shower head height-adjustable on chrome rail



- Additive warm water underfloor heating: Additional heating coils in double floor in area of washroom
- Micro-Heki skylight in toilet
- Separate toilet with side window, towel warmer as well as footwell extension

### Sleeping

#### Drop-down bed above the drivers cabin area

- Slatted frame and quality mattress
- Extra-low positioning of the bed: Access via side seat
- Sturdy support in sleeping position, bookshelf and LED spotlights
- Dividing curtain between drop-down bed and living area
- Mini-Heki skylight

#### Fixed beds in rear area

- Carawinx medically recommended point elastic sleeping system, heated and ventilated
- 7-zone quality cold foam mattress
- Mini-Heki skylight
- Raisable head section
- Habitation windows at driver and passenger side

#### Lengthways single beds

- Pull-out comfort access steps with additional storage compartment, including sleeping area extension
- Designer shelves in sleeping area overhead storage compartment area
- Wardrobes beneath the beds, lowered into the double floor, with lift function and divided mattress
- All-round overhead storage cabinets

### On-board equipment

#### Water

- Fresh water and waste water tank in heated double floor, cleaning opening via living area floor hatches or scooter garage (depending on model)
- Central water drain in central double floor
- Low-maintenance water pressure pump system
- Waste water hose set for easy disposal

#### Gas

- External gas bottle compartment in low position
- Holds 2 x 11 kg gas bottles
- Gas isolation taps in kitchen area

#### Electrical system

- Electrical centre in scooter garage including charger, fuses, fuse protection, 16 A automatic charger with automatic shut-off in the event of low voltage
- Heated battery centre with 2 x 80 Ah gel batteries, in double floor, access through exterior storage compartment at passenger side, main power switch (in passenger side wardrobe in XL models)
- Truma CP+ digital operating panel for warm air heating, behind technical panel above habitation door (single axle models)
- 230 V socket in seating area, kitchen, washroom, scooter garage
- 12 V socket in drivers cabin (Fiat: 2 x Mercedes-Benz: 1 x)
- USB socket in drivers cabin (Fiat: 2 x Mercedes-Benz: 1 x)

#### Innovative light concept

- Lighting system with numerous LED spotlights in drivers cabin, living area and changing room with continuous dimmer function
- Ceiling canopy with additional LED spotlights and indirect LED lighting
- LED spot light with background lighting in the entrance area

### Heating technology

- Warm air outlets in drivers cabin, dashboard front, door entrances, living area, double floor and scooter garage
- Dashboard with targeted heating with widespread heating effect
- Underfloor heating effect due to heated climate storage double floor

### Alde warm water heating technology

- XL models: Alde warm water heating with separate heating circuit, numerous convector heaters in the drivers cabin, dashboard, living area, double floor and scooter garage
- Additive warm water underfloor heating: Additional heating coils in double floor area of XL washroom



We recommend that you consult your dealer about the price which applies at the point in time when the contract is concluded! <sup>105)</sup>




Fiat Models:  
180 HP engine as standard



Please carefully read the legal notes concerning weight-related information on pages 3-6 before concluding the contract!



Alternatively, you can scan the QR code, and you will also receive all of the important information on the subject of weight!



	I 4.9 LE		I 4.9 LE L	
Base vehicle	Fiat Ducato	Mercedes-Benz Sprinter	Fiat Ducato	Mercedes-Benz Sprinter
Standard chassis	AL-KO low frame 40 heavy	AL-KO low frame 415 CDI	AL-KO low frame 40 heavy	AL-KO low frame 415 CDI
Base engine	Diesel 2.2 l (180 PS / 132 kW)	2.0 l diesel (150 PS / 110 kW)	Diesel 2.2 l (180 PS / 132 kW)	2.0 l diesel (150 PS / 110 kW)
Length / width / height (mm) <sup>1) 2) 3)</sup>	7390 / 2270 / 2890	7520 / 2270 / 2945	7770 / 2270 / 2890	7900 / 2270 / 2945
Wheel base (mm)	4143	4243	4343	4443
Double floor height / double floor storage compartment (mm)	220 / 460		220 / 460	
Headroom in living area (mm)	1980		1980	
Rear garage interior height (mm)	1200		1200	
Door width / height rear garage at passenger side (mm)	1050 x 1140		1050 x 1140	
Door width / height, rear garage at passenger side (mm)	1050 x 1140		1050 x 1140	
Technically permissible gross vehicle weight (kg) <sup>9)</sup>	4250 / 4500 <sup>1</sup>	4200 / 4500 <sup>1</sup>	4250 / 4500 <sup>1</sup>	4200 / 4500 <sup>1</sup>
Weight in running order (kg) <sup>6)</sup>	3475 (3301-3649)	3485 (3311-3659)	3515 (3339-3691)	3575 (3396-3754)
Max. weight of additional equipment in series production specified by the manufacturer (kg) <sup>7)</sup>	419	358	375	264
Max. towed load (kg) <sup>10)</sup>	1800	2000	1800	2000
Max. number of seats with 3-point safety belt as standard while driving (standard / optional) <sup>5)</sup>	4 / 5 <sup>15)</sup>		4 / 5 <sup>15)</sup>	
Sleeping berths (standard / optional)	4 / 5		4 / 5	
Rear bed dimensions (mm)	2000 / 1900 x 850		2000 / 2000 x 850	
Drop-down bed dimensions (mm)	1950 x 1600		1950 x 1600	
Seating area bed conversion dimensions (mm) *	1920 x 1125 / 670		1920 x 1125 / 670	
Fridge volume / of which freezer compartment (l)	153 / 29		153 / 29	
Heating system	Truma Combi 6		Truma Combi 6	
Fresh water volume (l) <sup>52)</sup>	170		170	
Fresh water tank volume with filling in running order (l)	20		20	
Waste water volume (l)	140		140	
Battery capacity (Ah)	2 x 80		2 x 80	
230 V / 12 V / USB sockets	5 / 2 / 2	5 / 1 / 1	5 / 2 / 2	5 / 1 / 1
Article no.	130170	130475	130179	130479

<sup>1</sup> Option with max. payload

\* in conjunction with special equipment



We recommend that you consult your dealer about the price which applies at the point in time when the contract is concluded! <sup>105)</sup>




Fiat Models:  
180 HP engine as standard



Please carefully read the legal notes concerning weight-related information on pages 3-6 before concluding the contract!



Alternatively, you can scan the QR code, and you will also receive all of the important information on the subject of weight!



	I 5.0 QB		I 5.0 QB L	
Base vehicle	Fiat Ducato	Mercedes-Benz Sprinter	Fiat Ducato	Mercedes-Benz Sprinter
Standard chassis	AL-KO low frame 40 heavy	AL-KO low frame 415 CDI	AL-KO low frame 40 heavy	AL-KO low frame 415 CDI
Base engine	Diesel 2.2 l (180 PS / 132 kW)	2.0 l diesel (150 PS / 110 kW)	Diesel 2.2 l (180 PS / 132 kW)	2.0 l diesel (150 PS / 110 kW)
Length / width / height (mm) <sup>1) 2) 3)</sup>	7480 / 2270 / 2890	7610 / 2270 / 2945	7780 / 2270 / 2890	7910 / 2270 / 2945
Wheel base (mm)	4143	4243	4343	4443
Double floor height / double floor storage compartment (mm)	220 / 460		220 / 460	
Headroom in living area (mm)	1980		1980	
Rear garage interior height (mm)	1120 / 1240*		1120 / 1240*	
Door width / height rear garage at passenger side (mm)	1050 x 1100		1050 x 1100	
Door width / height, rear garage at passenger side (mm)	1050 x 1100		1050 x 1100	
Technically permissible gross vehicle weight (kg) <sup>9)</sup>	4250 / 4.500 <sup>1</sup>	4200 / 4.500 <sup>1</sup>	4250 / 4.500 <sup>1</sup>	4200 / 4.500 <sup>1</sup>
Weight in running order (kg) <sup>6)</sup>	3465 (3292-3638)	3485 (3311-3659)	3485 (3311-3659)	3545 (3368-3722)
Max. weight of additional equipment in series production specified by the manufacturer (kg) <sup>7)</sup>	428	357	405	294
Max. towed load (kg) <sup>10)</sup>	1800	2000	1800	2000
Max. number of seats with 3-point safety belt as standard while driving (standard / optional) <sup>5)</sup>	4 / 5 <sup>15)</sup>		4 / 5 <sup>15)</sup>	
Sleeping berths (standard / optional)	4 / 5		4 / 5	
Rear bed dimensions (mm)	1950 x 1450		1950 x 1450	
Drop-down bed dimensions (mm)	1950 x 1600		1950 x 1600	
Seating area bed conversion dimensions (mm)**	1920 x 1125 / 670		1920 x 1125 / 670	
Fridge volume / of which freezer compartment (l)	153 / 29		153 / 29	
Heating system	Truma Combi 6		Truma Combi 6	
Fresh water volume (l) <sup>52)</sup>	170		170	
Fresh water tank volume with filling in running order (l)	20		20	
Waste water volume (l)	140		140	
Battery capacity (Ah)	2 x 80		2 x 80	
230 V / 12 V / USB sockets	5 / 2 / 2	5 / 1 / 1	5 / 2 / 2	5 / 1 / 1
Article no.	130180	130485	130189	130489



We recommend that you consult your dealer about the price which applies at the point in time when the contract is concluded! <sup>105)</sup>



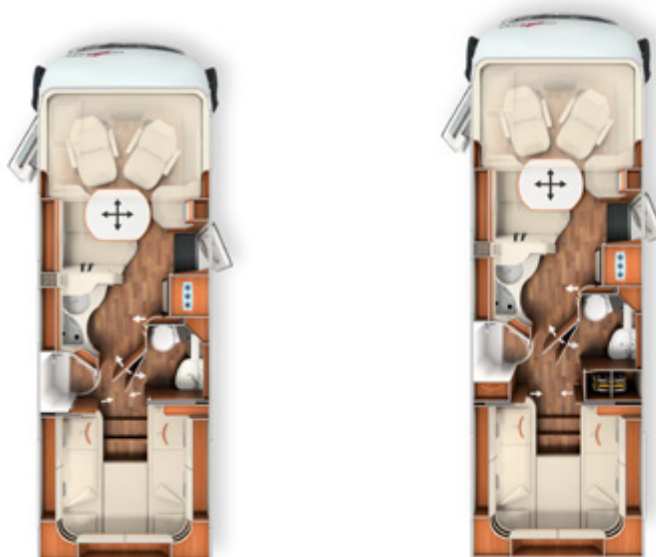
Fiat Models:  
180 HP engine as standard



Please carefully read the legal notes concerning weight-related information on pages 3-6 before concluding the contract!



Alternatively, you can scan the QR code, and you will also receive all of the important information on the subject of weight!



	I 4.9 LE superior		I 4.9 LE L superior	
Base vehicle	Fiat Ducato	Mercedes-Benz Sprinter	Fiat Ducato	Mercedes-Benz Sprinter
Standard chassis	AL-KO low frame 40 heavy	AL-KO low frame 415 CDI	AL-KO low frame 40 heavy	AL-KO low frame 415 CDI
Base engine	Diesel 2.2 l (180 PS / 132 kW)	2.0 l diesel (150 PS / 110 kW)	Diesel 2.2 l (180 PS / 132 kW)	2.0 l diesel (150 PS / 110 kW)
Length / width / height (mm) <sup>1) 2) 3)</sup>	7390 / 2270 / 2890	7520 / 2270 / 2945	7770 / 2270 / 2890	7900 / 2270 / 2945
Wheel base (mm)	4143	4243	4343	4443
Double floor height / double floor storage compartment (mm)	220 / 460		220 / 460	
Headroom in living area (mm)	1980		1980	
Rear garage interior height (mm)	1200		1200	
Door width / height rear garage at passenger side (mm)	1050 x 1140		1050 x 1140	
Door width / height, rear garage at passenger side (mm)	1050 x 1140		1050 x 1140	
Technically permissible gross vehicle weight (kg) <sup>9)</sup>	4250 / 4.500 <sup>1</sup>	4200 / 4.500 <sup>1</sup>	4250 / 4.500 <sup>1</sup>	4200 / 4.500 <sup>1</sup>
Weight in running order (kg) <sup>6)</sup>	3475 (3301-3649)	3485 (3311-3659)	3515 (3339-3691)	3575 (3396-3754)
Max. weight of additional equipment in series production specified by the manufacturer (kg) <sup>7)</sup>	409	348	365	254
Max. towed load (kg) <sup>10)</sup>	1800	2000	1800	2000
Max. number of seats with 3-point safety belt as standard while driving (standard / optional) <sup>5)</sup>	4 / 5 <sup>15)</sup>		4 / 5 <sup>15)</sup>	
Sleeping berths (standard / optional)	4 / 5		4 / 5	
Rear bed dimensions (mm)	2000 / 1900 x 850		2000 / 2000 x 850	
Drop-down bed dimensions (mm)	1950 x 1600		1950 x 1600	
Seating area bed conversion dimensions (mm) *	1920 x 1125 / 670		1920 x 1125 / 670	
Fridge volume / of which freezer compartment (l)	153 / 29		153 / 29	
Heating system	Truma Combi 6		Truma Combi 6	
Fresh water volume (l) <sup>52)</sup>	170		170	
Fresh water tank volume with filling in running order (l)	20		20	
Waste water volume (l)	140		140	
Battery capacity (Ah)	2 x 80		2 x 80	
230 V / 12 V / USB sockets	5 / 2 / 2	5 / 1 / 1	5 / 2 / 2	5 / 1 / 1
Article no.	130171	130476	130177	130477

<sup>1</sup> Option with max. payload  
\* in conjunction with special equipment



We recommend that you consult your dealer about the price which applies at the point in time when the contract is concluded! <sup>105)</sup>




Fiat Models:  
180 HP engine as standard



Please carefully read the legal notes concerning weight-related information on pages 3-6 before concluding the contract!



Alternatively, you can scan the QR code, and you will also receive all of the important information on the subject of weight!



	I 5.0 QB superior		I 5.0 QB L superior	
Base vehicle	Fiat Ducato	Mercedes-Benz Sprinter	Fiat Ducato	Mercedes-Benz Sprinter
Standard chassis	AL-KO low frame 40 heavy	AL-KO low frame 415 CDI	AL-KO low frame 40 heavy	AL-KO low frame 415 CDI
Base engine	Diesel 2.2 l (180 PS / 132 kW)	2.0 l diesel (150 PS / 110 kW)	Diesel 2.2 l (180 PS / 132 kW)	2.0 l diesel (150 PS / 110 kW)
Length / width / height (mm) <sup>1) 2) 3)</sup>	7480 / 2270 / 2890	7610 / 2270 / 2945	7780 / 2270 / 2890	7910 / 2270 / 2945
Wheel base (mm)	4143	4243	4343	4443
Double floor height / double floor storage compartment (mm)	220 / 460		220 / 460	
Headroom in living area (mm)	1980		1980	
Rear garage interior height (mm)	1120 / 1240*		1120 / 1240*	
Door width / height rear garage at passenger side (mm)	1050 x 1100		1050 x 1100	
Door width / height, rear garage at passenger side (mm)	1050 x 1100		1050 x 1100	
Technically permissible gross vehicle weight (kg) <sup>9)</sup>	4250 / 4.500 <sup>1</sup>	4200 / 4.500 <sup>1</sup>	4250 / 4.500 <sup>1</sup>	4200 / 4.500 <sup>1</sup>
Weight in running order (kg) <sup>6)</sup>	3465 (3292-3638)	3485 (3311-3659)	3485 (3311-3659)	3545 (3368-3722)
Max. weight of additional equipment in series production specified by the manufacturer (kg) <sup>7)</sup>	418	347	395	284
Max. towed load (kg) <sup>10)</sup>	1800	2000	1800	2000
Max. number of seats with 3-point safety belt as standard while driving (standard / optional) <sup>5)</sup>	4 / 5 <sup>15)</sup>		4 / 5 <sup>15)</sup>	
Sleeping berths (standard / optional)	4 / 5		4 / 5	
Rear bed dimensions (mm)	1950 x 1450		1950 x 1450	
Drop-down bed dimensions (mm)	1950 x 1600		1950 x 1600	
Seating area bed conversion dimensions (mm)**	1920 x 1125 / 670		1920 x 1125 / 670	
Fridge volume / of which freezer compartment (l)	153 / 29		153 / 29	
Heating system	Truma Combi 6		Truma Combi 6	
Fresh water volume (l) <sup>52)</sup>	170		170	
Fresh water tank volume with filling in running order (l)	20		20	
Waste water volume (l)	140		140	
Battery capacity (Ah)	2 x 80		2 x 80	
230 V / 12 V / USB sockets	5 / 2 / 2	5 / 1 / 1	5 / 2 / 2	5 / 1 / 1
Article no.	130181	130486	130188	130487

<sup>1</sup> Option with max. payload

\* with optional Pedelec scooter garage

\*\* in conjunction with special equipment





We recommend that you consult your dealer about the price which applies at the point in time when the contract is concluded! <sup>105)</sup>



Fiat Models:  
180 HP engine as standard



Please carefully read the legal notes concerning weight-related information on pages 3-6 before concluding the contract!



Alternatively, you can scan the QR code, and you will also receive all of the important information on the subject of weight!



	I 5.9 XL LE		I 6.2 XL QB	
Base vehicle	Fiat Ducato	Mercedes-Benz Sprinter	Fiat Ducato	Mercedes-Benz Sprinter
Standard chassis	AL-KO low frame DA 40 heavy	AL-KO low frame DA 415 CDI	AL-KO low frame DA 40 heavy	AL-KO low frame DA 415 CDI
Base engine	Diesel 2.2 l (180 PS / 132 kW)	2.0 l diesel (150 PS / 110 kW)	Diesel 2.2 l (180 PS / 132 kW)	2.0 l diesel (150 PS / 110 kW)
Length / width / height (mm) <sup>1) 2) 3)</sup>	8400 / 2270 / 2890	8530 / 2270 / 2945	8650 / 2270 / 2890	8780 / 2270 / 2945
Wheel base (mm)	4080 / 800	4180 / 800	4080 / 800	4180 / 800
Double floor height / double floor storage compartment (mm)	220 / 460		220 / 460	
Headroom in living area (mm)	1980		1980	
Rear garage interior height (mm)	1200		1120 / 1240*	
Door width / height rear garage at passenger side (mm)	1050 x 1140		1050 x 1100	
Door width / height rear garage at driver side (mm)	1050 x 1140		1050 x 1100	
Technically permissible gross vehicle weight (kg) <sup>9)</sup>	5000 / 5500 <sup>1</sup>		5000 / 5500 <sup>1</sup>	
Weight in running order (kg) <sup>6)</sup>	3946 (3749-4143)	4006 (3806-4206)	3946 (3749-4143)	4006 (3806-4206)
Max. weight of additional equipment in series production specified by the manufacturer (kg) <sup>7)</sup>	686	624	684	621
Max. towed load (kg) <sup>10)</sup>	1800	1600	1800	1600
Max. number of seats with 3-point safety belt as standard while driving (standard / optional) <sup>5)</sup>	4 / 5 <sup>15)</sup>		4 / 5 <sup>15)</sup>	
Sleeping berths (standard / optional)	4 / 5		4 / 5	
Rear bed dimensions (mm)	2000 / 2000 x 850		1950 x 1450	
Drop-down bed dimensions (mm)	1950 x 1600		1950 x 1600	
Seating area bed conversion dimensions (mm)**	1950 x 1330 / 685		1950 x 1330 / 685	
Fridge volume / of which freezer compartment (l)	153 / 29		153 / 29	
Heating system	Alde WW		Alde WW	
Fresh water volume (l) <sup>52)</sup>	170		170	
Fresh water tank volume with filling in running order (l)	20		20	
Waste water volume (l)	140		140	
Battery capacity (Ah)	2 x 80		2 x 80	
230 V / 12 V / USB sockets	5 / 2 / 2		5 / 2 / 2	
Article no.	130200	130500	130210	130510

<sup>1</sup> Option with max. payload

\* with optional Pedelec scooter garage

\*\* in conjunction with special equipment

Article no.		216050	212055	212056
Super package	Weight	Fiat	MB Single axle	MB Twin axle
	kg	£	£	£
<b>Chassis options</b>				
Drivers cabin automatic air conditioning <sup>33)</sup>		480	-	-
THERMOTRONIC fully automatic air conditioning system <sup>33)</sup>		-	3,130	3,130
Cruise control		Standard	460	460
Higher output alternator <sup>47)</sup>		190	190	190
9G-TRONIC automatic gearbox incl. hold function		-	-	3,090
92 litre fuel tank		-	410	410
Front axle with increased load bearing capability		-	440	440
Steering wheel with multifunctional buttons option (incl. leather gearshift with manual transmission)		-	390	390
Instrument cluster with colour display		-	480	480
Rain sensor		-	210	210
Electric handbrake		-	510	510
Drivers cabin comfort seats with tilt and height adjustment (front / rear)		520	520	520
Dashboard finish: Ventilation grille in chrome		220	-	-
Crank-operated rear supports to prevent swaying in standing position		390	390	390
<b>Habitation options</b>				
"Carthago best view" bus mirror system with entrance lighting, electrically adjustable and heatable		370	370	370
XL habitation door "premium two 2.0" (W: 63 cm) with double locking, window blind and anti-insect blind		470	470	470
Central locking for drivers cabin door and habitation door, with "coming home" function <sup>17)</sup>		520	520	520
Scooter garage upgrade with needle felt, luggage nets, fixing system		310	310	310
SOG toilet ventilation via roof chimney		330	330	330
Truma DuoControl CS <sup>73)</sup>		390	390	390
Designer bar cabinet with glass holder and glass set above kitchen <sup>64)</sup>		390	390	390
USB socket in overhead storage cabinet above rear bed		100	100	100
Wiring for solar system		220	220	220
Wiring for satellite system		220	220	220
Wiring for reversing camera (single lens)		220	220	220
Pioneer 6.8" radio / moniceiver incl. DAB+, wiring for radio, Roof antenna, speakers (4 x) <sup>54) 80) 88)</sup>		980	980	980
Reversing camera system with single lens and 7" colour monitor at side in dashboard		1,020	1,020	1,020
Total price of individual options		7,340	12,670	15,760
<b>Package price</b>	<b>74 / 74 / 104</b>	<b>4,910</b>	<b>8,890</b>	<b>11,980</b>
<b>Your savings</b>		<b>2,430</b>	<b>3,780</b>	<b>3,780</b>
210330 <b>SURCHARGE</b> Pioneer 9" media centre, incl. navigation, motorhome route guidance, DAB+ <sup>19)</sup>	-	810	-	-
210300 <b>SURCHARGE</b> for reversing camera with double lens instead of single lens <sup>83)</sup>	1	620	620	620
210335 <b>SURCHARGE</b> MBUX 10.2" multimedia incl. navigation and DAB+ <sup>51)</sup>	0,5	-	3,220	3,220

Article no.		216402	216403	216404	216405
Exterior design package (standard with chic c-line superior)	Weight	Fiat Single axle	Fiat Twin axle	MB Single axle	MB Twin axle
	kg	£	£	£	£
"Superior" designer radiator grille, with vertical / horizontal chrome bars		✓	✓	✓	✓
"Superior" extended exterior decor		✓	✓	✓	✓
"Exclusive" designer front mask above windscreen with black panel		✓	✓	✓	✓
"Liner" engine hood design – visual windscreen extension		✓	✓	✓	✓
16 inch alloy wheels		✓	-	✓	-
16 inch alloy wheels, dual axle		-	✓	-	✓
<b>Package price</b>	<b>-7,5 / -12 / 2,5 / 3</b>	<b>1,870</b>	<b>2,260</b>	<b>2,380</b>	<b>3,220</b>

### Article no.

216009

Fiat Infotainment package*	Weight	
	kg	£
Digital instrument cluster with colour display in dashboard <sup>104)</sup>		✓
Leather steering wheel and gear lever, including multifunctional buttons		✓
Fiat 10,1" multimedia system incl. navigation, motorhome route guidance and DAB+ <sup>51)</sup>		✓
<b>Package price</b>	<b>2</b>	<b>2,470</b>

\* The Fiat 10.1" multimedia system replaces the Pioneer 6.8" radio / moniceiver and is taken into consideration in the price. Fiat infotainment package not possible in conjunction with Pioneer 9" media centre

### Article no.

212315

212316

Mercedes-Benz driver's assistance package * <sup>56)</sup>	Weight	Single axle	Twin axle
Active distance assistant DISTRONIC		✓	✓
Active braking assistant		✓	✓
Active alertness assistant		✓	✓
Tyre inflation pressure monitoring system		✓	-
<b>Package price</b>	<b>2</b>	<b>1,680</b>	<b>1,370</b>

\* Only in conjunction with MBUX 10.2" multimedia and 9G-Tronic automatic transmission

### Article no.

210730

Kitchen / coffee package	Weight	
Inverter for 12 V to 230 V, 1,800 Watt, mains priority circuit		1,730
Capsule coffee maker with connecting kit incl. pull-out system		370
Total price of individual options		2,100
<b>Package price</b>	<b>12</b>	<b>1,790</b>
<b>Your savings</b>		<b>310</b>

### Article no.

210451

210464

Living area TV package	Weight	32": (not XL model)	40": (only XL model)
TV pull-out system in side seat bench <sup>36)</sup>		630	-
Smart LED TV 32" <sup>39)</sup>		1,760	-
Electric pull-out for Smart LED TV <sup>36)</sup>		-	855
Smart LED TV 40" <sup>39)</sup>		-	1,820
Total price of individual options		2,390	2,675
<b>Package price</b>	<b>15/18</b>	<b>1,650</b>	<b>2,030</b>
<b>Your savings</b>		<b>740</b>	<b>645</b>
210211 <b>SURCHARGE</b> Teleco Flatsat Classic 85 satellite system with CI slot <sup>12) 23)</sup>	28	2,630	2,630

### Article no.

210580

210581

210584

Sleeping area TV package	Weight	4.9 LE/LE L, 5.9 XL LE	5.0 QB L	5.0 QB, 6.2 XL QB
TV cabinet in sleeping area with special TV pull-out system <sup>36)</sup>		820	-	-
TV wall bracket in sleeping area <sup>36)</sup>		-	435	-
24" Smart LED TV in sleeping area <sup>23) 39)</sup>		1,300	1,300	-
Wiring for TV connection incl. cable set in canopy and cover panel		-	-	260
24" Smart LED TV in sleeping area incl. TV bracket, contact switch <sup>23) 39) 86)</sup>		-	-	1,730
Total price of individual options		2,120	1,735	1,990
<b>Package price</b>	<b>18/13/ 13</b>	<b>1,460</b>	<b>1,240</b>	<b>1,380</b>
<b>Your savings</b>		<b>660</b>	<b>495</b>	<b>610</b>
210212 <b>SURCHARGE</b> Teleco Flatsat Easy Skew Smart 90 / twin LNB for 2nd TV <sup>12) 23)</sup>	30	2,790	2,790	2,790

Article no.		210805	216005
ALDE Polar package (not XL models)	Weight	Fiat	Mercedes-Benz
	kg	£	£
Insulating mat for front and side windows, outside		410	410
Insulating mat for foot area drivers cabin inside		190	-
Insulating double-glazing in side windows / door windows in drivers cabin		1,020	1,020
Alde warm water heater, 230 V / gas operation with booster in drivers cabin		3,010	3,010
Alde heat exchanger (use of engine heat)		1,050	1,050
Total price of individual options		5,680	5,490
Package price	88/83	4,340	4,150
Your savings		1,340	1,340

Article no.		£ incl. 20 % VAT	kg	I 4.9 LE	I 4.9 LE L	I 5.0 QB	I 5.0 QB L	I 5.9 XL LE	I 6.2 XL QB
Fiat Ducato chassis									
310033	180 HP / 132 kW engine, Euro 6d Final, 9G automatic torque converter transmission <sup>67)</sup>	Standard	-5	X	X	X	X	X	X
310042	180 HP / 132 kW engine, Euro VI E (heavy duty), 9G automatic torque converter transmission <sup>67)</sup> **	230	-5	–	–	–	–	○	○
330340	Fiat 16 inch alloy wheels (superior series)	790	-8	●	●	●	●	–	–
330345	Fiat 16 inch alloy wheels (double axle)	1,150	-12,5	–	–	–	–	●	●
311810	Reinforced front axle springs for optimal ride comfort <sup>57)</sup>	550	3	○	○	○	○	○	○
311815	AL-KO "ACS" High Performance front axle spring strut <sup>57)</sup>	1,320	-	○	○	○	○	○	○
310467	Weight increase from 4,250 kg to 4,500 kg		-	○	○	○	○	–	–
212411	Increased load from 5,000 kg to 5,400 kg permissible gross vehicle weight <sup>30) 49)</sup> **	2,330	-	–	–	–	–	○	○
212416	Increased load from 5,000 kg to 5,500 kg permissible gross weight (AL-KO Air Premium X2) <sup>30) 49)</sup>	7,575	60	–	–	–	–	○	○
212420	Increased load from 5,000 kg to 5,500 kg permissible gross weight (AL-KO Air Premium X4)** <sup>30)</sup>	14,270	82	–	–	–	–	○	○
330840	AL-KO Air Premium X2, full pneumatic suspension at rear axle <sup>13)</sup>	4,240	45	○	○	○	○	–	–
330860	AL-KO Air Premium X2, full pneumatic suspension at rear axle <sup>13)</sup>	5,255	60	–	–	–	–	○	○
330880	AL-KO Air Premium X4, 4-channel full pneumatic suspension at rear/front axle <sup>13) 20)</sup>	11,495	50	○	○	○	○	–	–
330900	AL-KO Air Premium X4, 4-channel full pneumatic suspension at rear/front axle <sup>13) 20)</sup>	13,260	82	–	–	–	–	○	○
310630	Leather steering wheel and gear lever	280	-	●	●	●	●	●	●
310632	Multi-functional steering wheel (radio remote control via control buttons)	280	-	●	●	●	●	●	●
Mercedes-Benz Sprinter chassis									
310147	Engine variant 170 HP / 125 kW, Euro VI E (only in conjunction with automatic transmission) <sup>99)</sup>	2,530	-	○	○	○	○	○	○
310402	9G-TRONIC automatic gearbox incl. hold function	3,090	30	○	○	○	○	●	●
330351	16-inch alloy wheels (black) with all-weather tyres (superior series) <sup>32)</sup>	1,330	2	●	●	●	●	–	–
330361	16-inch alloy wheels (black) with all-weather tyres (double axle)	2,130	2,5	–	–	–	–	●	●
310467	Increased load from 4,200 kg to 4,500 kg	310	-	○	○	○	○	–	–
310468	Increased load from 5,000 kg to 5,500 kg (double axle)	520	-	–	–	–	–	○	○
330841	AL-KO Air Premium X2, full pneumatic suspension at rear axle including PSM module <sup>8) 13)</sup>	6,540	45	○	○	○	○	–	–
330861	AL-KO Air Premium X2, full pneumatic suspension at rear axle including PSM module <sup>8) 13)</sup>	8,485	60	–	–	–	–	○	○
410011	Entrance step, drivers cabin access, retracted and extracted electrically	520	5	○	○	○	○	○	○
Other Fiat / Mercedes-Benz chassis options									
331341	AL-KO HY4 hydraulic supporting jack system at front and rear <sup>48)</sup>	7,330	70	○	○	○	○	○	○
330070	Drivers cabin heated seats (driver/passenger seat) <sup>62)</sup>	710	2	○	○	○	○	○	○
311400	Removable towbar	1,690	60	○	○	○	○	○	○
311430	Removable tow bar in conjunction with Pedelec scooter garage	2,030	50	–	–	○	○	–	○
Habitation exterior									
410150	Additional security locks in the drivers cabin door and habitation door	630	2	○	○	○	○	○	○
410260	“Silverline” exterior colour scheme (drivers cabin and habitation in silver) <sup>21)</sup>	3,500	1	○	○	○	○	○	○
410580	Aluminium roof awning frame, grey canvas, length: 5.0 m	1,860	50	○	○	○	○	○	○
410601	Aluminium roof awning frame, grey canvas, length: 5.5 m	2,070	55	–	○	–	○	○	○
410640	Electric roof awning (230 V) aluminium frame, grey canvas, length: 5.5 m <sup>43)</sup>	2,670	60	–	○	–	○	○	○
410670	Electric roof awning (230 V) aluminium frame, grey canvas, length: 6.0 m <sup>43)</sup>	2,950	65	–	–	–	–	○	○
410690	LED light strip at roof awning	310	5	○	○	○	○	○	○
410660	Insulating mat for front and side windows, outside	410	10	●	●	●	●	○	○
410700	Insulating glazing in side windows / door windows in drivers cabin	1,020	10	●	●	●	●	X	X
410114	Patented Pedelec scooter garage, loading height of up to 124 cm <sup>42) 66)</sup>	450	15	–	–	○	○	–	○
410925	Push-in and transport system for 2 Pedelecs / E-bikes <sup>71)</sup>	650	28,5	–	–	○	○	–	○

\*\* Optional weight increase 5.4 t / 5.5 t with Fiat Ducato and 180 HP / 132 kW Euro VI E engine (Heavy Duty) may only be ordered together.

O = special equipment X = standard equipment - = not possible ● = included in package



Article no.		£ incl. 20 % VAT	kg	I 4.9 LE	I 4.9 LE L	I 5.0 QB	I 5.0 QB L	I 5.9 XL LE	I 6.2 XL QB
Electrical system									
510054	Lithium ion battery 150 Ah incl. battery computer and separate touch display <sup>55)</sup>	1,950	-34	○	○	○	○	○	○
510055	2nd lithium ion battery 150 Ah, total 300 Ah, including battery computer <sup>55)</sup>	2,140	16	○	○	○	○	○	○
510081	Solar panel system: 2 x 100 Watt <sup>12)</sup>	1,770	13	○	○	○	○	○	○
510180	Inverter for 12 V to 230 V, 1,800 W with mains priority circuit	1,730	10	●	●	●	●	●	●
510255	Socket package with additional sockets (3 x 230 V, 2 x USB) <sup>45)</sup>	440	3	○	○	○	○	○	○
510201	Carthago Security alarm system <sup>35)</sup>	1,260	3	○	○	○	○	○	○
Gas   Water   Miscellaneous									
610021	Gas filter for Truma DuoControl CS (recommended) <sup>95)</sup>	200	0,5	○	○	○	○	○	○
610120	Exterior gas connection behind double floor exterior storage compartment at passenger side	240	5	○	○	○	○	○	○
610140	Hot / cold exterior shower in scooter garage at drivers side	310	2,5	○	○	○	○	○	○
610220	Thetford C 260 toilet with ceramic insert (superior series) <sup>92)</sup>	210	5	○	○	○	○	○	○
610500	Aluminium chequered floor for scooter garage <sup>66)</sup>	160	20	○	○	○	○	○	○
Kitchen   appliances									
550081	Tec-Tower fridge combination 153 l with separate gas oven <sup>75)</sup>	780	20	○	○	○	○	○	○
550067	Gas oven with grill function in kitchen base unit <sup>37)</sup>	940	12	○	○	○	○	○	○
550286	Capsule coffee maker with connecting kit incl. pull-out system	370	2	●	●	●	●	●	●
Heating   air conditioning									
650040	Truma Combi 6E (additional electric heating element 2 x 900 Watt / 230 V) <sup>63)</sup>	660	1	○	○	○	○	–	–
650230	Alde warm water heater, 230 V / gas operation with booster in drivers cabin <sup>63)</sup>	3,010	45	●	●	●	●	X	X
650240	Alde heat exchanger (use of engine heat)	1,050	13	●	●	●	●	○	○
650260	Truma Aventa Comfort roof-mounted air conditioning system <sup>12) 14)</sup>	2,400	31	○	○	○	○	○	○
Multimedia									
710029	Pioneer 9" media centre incl. navigation, motorhome route guidance, DAB+ <sup>19)</sup>	1,380	-	○	○	○	○	○	○
710180	Reversing camera system with double lens, shutter including 7" colour monitor <sup>83)</sup>	1,630	7	○	○	○	○	○	○
710503	TV pull-out system in side seat bench <sup>36)</sup>	630	5	●	●	●	●	–	–
710548	32" Smart LED TV for TV pull-out system <sup>39)</sup>	1,760	10	●	●	●	●	–	–
710505	40" Smart LED TV incl. electric pull-out system <sup>39)</sup>	2,720	18	–	–	–	–	●	●
910460	Additional TV connection in sleeping area <sup>25) 36)</sup>	310	3,5	●	●	–	●	●	–
710481	TV cabinet in sleeping area with TV pull-out system and connection set <sup>36)</sup>	820	12	●	●	–	–	●	–
710477	Wiring for TV connection in sleeping area incl. cable set and cover panel	260	3	–	–	●	–	–	●
710470	24" Smart LED TV for TV cabinet in sleeping area or washroom rear wall <sup>23) 25) 39) 87)</sup>	1,300	10	●	●	–	●	●	–
710478	24" Smart LED TV in sleeping area incl. TV bracket, power contact switch, TV signal <sup>23) 39) 86)</sup>	1,730	10	–	–	●	–	–	●
710575	Service camera at waste water tank outlet pipe <sup>85)</sup>	510	0,5	○	○	○	○	○	○

Article no.		£ incl. 20 % VAT	kg	I 4.9 LE	I 4.9 LE L	I 5.0 QB	I 5.0 QB L	I 5.9 XL LE	I 6.2 XL QB
Satellite systems									
750041	Teleco Flatsat Classic 85 satellite system with CI slot <sup>12) 23)</sup>	3,060	28	○	○	○	○	○	○
750046	Teleco Flatsat Easy Skew Smart 90 / Twin LNB for second TV <sup>12) 23)</sup>	3,380	30	○	○	○	○	○	○
Interior									
810026	linea progressiva world of style (not superior) <sup>78)</sup>	770	-	○	○	○	○	○	○
810100	Carpet for living area	330	6	○	○	○	○	○	○
810120	Carpet for drivers cabin area	170	1	○	○	○	○	○	○
810465	“Sky Dream Comfort” drivers cabin incl. two panoramic skylights (instead of drop-down bed) <sup>76)</sup>	2,030	10	○	○	○	○	○	○
810340	Drop-down bed with Carawinx under spring system instead of slatted frame	460	5	○	○	○	○	○	○
810580	Lounge seating area can be converted into a sleeping area <sup>69)</sup>	530	10	○	○	○	○	○	○
810684	Lounge seating area with shortened L-side for wider passage	290	-	○	○	○	○	–	–
810680	5th seat in side seat bench with 3-point seat belt <sup>5)</sup>	920	10	○	○	○	○	○	○
Living area materials									
850600	Barcelona – Antara / fabric combination	Standard	-	X	X	X	X	X	X
850610	Venezia – Antara / fabric combination	Standard	-	X	X	X	X	X	X
850700	Malaga – textile leather fabric combination	380	3	○	○	○	○	○	○
850640	Davos – textile leather / fabric combination	380	3	○	○	○	○	○	○
850710	Ivory part leather – leather / fabric combination	1,320	7	○	○	○	○	○	○
850720	Macchiato part leather – leather / fabric combination	1,320	7	○	○	○	○	○	○
850670	Ivory Supreme part leather – leather/fabric combination	2,040	7	○	○	○	○	○	○
850680	Sand Supreme part leather – leather/fabric combination	2,040	7	○	○	○	○	○	○
850690	Ivory leather	3,260	10	○	○	○	○	○	○
850730	Sand leather	3,260	10	○	○	○	○	○	○
850740	Macchiato leather	3,260	10	○	○	○	○	○	○
850501	World of sleeping & decoration set: decorative cushions, bed throw, fitted sheet set <sup>26)</sup>	370	7	○	○	○	○	○	○

### The jewel in the crown of the Carthago Liner class: more comfort, more self-sufficiency, more independence

#### Exclusive exterior design:



- Carthago full LED headlights
- Modern GRP bus rear
- Carthago rear lights with dynamic LED indicators

#### Living area concept:



- Two-level room concept with standing height in the living area: 2.11 m
- Spacious and extra comfortable round seating area for up to 6 people

#### Double floor with huge, heated storage compartment:



- Usable height up to 70 cm
- Exterior access via several large hatches. Convenient interior access via the seat bench cover of the L-shaped lounge seating area, the swing-up side seat bench and large living area floor hatches
- Large, central through-loading space (interior height 22 cm) with extra-low double floor storage compartment (usable height 46 cm), conveniently loadable through the XL habitation door via a large, self-supporting living area floor hatches
- Entire double floor heated with climate storage function

#### Maximum self-sufficiency:



- 235 l fresh water / 185 l waste water
- 2 x 80 Ah batteries (can be extended to 3 x 80 Ah or 2 x 150 Ah Lithium-Ion batteries)
- Alde warm water heating technology

#### AL-KO low frame Carthago special:



AL-KO



Mercedes-Benz  
AL-KO

- Fiat Ducato AL-KO single axle up to 4.8 t / double axle up to permissible gross weight of 5.5 t
- Mercedes-Benz AL-KO single axle up to 4.5 t / double axle up to permissible gross weight of 5.5 t

### Base vehicle

- Carthago Full-LED headlights (dipped and main beam) including LED daytime driving light
- Fog light
- Driver/passenger airbag<sup>11)</sup>
- Mud flaps on front and rear axle
- Fix & Go repair kit
- 16-inch steel wheels

#### Fiat Ducato with AL-KO low frame Carthago special

- Engine: 2.2 l diesel Multijet 3 with Adblue (19 l), 180 bhp / 132 kW, 4 cylinders, 380 Nm, Euro 6d Final, 9G torque converter transmission, front-wheel drive
- Fuel tank capacity 90 l
- Reinforced spring on the front axle with increased axle load up to 2.3 t
- Start / Stop system
- Side wind assistant (single axle models), cruise control, ABS, ESP, ASR, electric immobiliser, Hillholder, Hill Descent Control, Traction Plus, trailer stability control, collision braking system<sup>65)</sup>
- Manual air conditioning system
- Glove compartment
- Wheel trim with Carthago lettering

#### Mercedes-Benz Sprinter with AL-KO low frame Carthago special

- Engine: 2.0 l diesel with Adblue (22 l), 150 HP / 110 kW, 4 cylinders, 330 Nm, Euro VI e, 6-speed gearbox, front-wheel drive
- Fuel tank capacity 65 l
- Reinforced front axle with increased axle load of 2.1 t
- Keyless Start incl. Start/Stop button
- Side wind assistant (single axle model), Hillholder, ABS, ASR, EBV, ESP
- Driver and passenger cup holders, glove compartment at passenger side
- Hinged lid for storage compartment
- Automatic driving light control
- Mercedes-Benz emergency call system, breakdown management
- Chassis battery 12 V / 92 Ah
- Wide-gauge front axle
- Wiring (cable set) for habitation door central locking system
- Electric warm air auxiliary heating in drivers cabin
- Original Mercedes-Benz wheel trims

### Liner premium-class body construction

- 10-year water ingress guarantee
- Wood-free bodywork with GRP roof and floor covering
- Roof/wall connection via curved roof and frame member
- Roof system rails at side with rainwater deflection function
- Side and rear walls with aluminium on the interior and exterior
- RTM hard foam insulating core in roof, floor and side wall
- Floor to side wall connection using aluminium frame member bonded over its entire surface with additional cold stop
- Total wall and roof thickness, 38 mm
- Body with lightning strike protection / Faraday cage
- Exterior hatches made from the original side wall material "Carthago Isoplus"
- Internal/external flap seal, outer seal as water spray protection
- Exterior hatches and habitation door with internal hinges
- Fuel tank flap flush-mounted into side wall
- Segmented side skirts made from aluminium profile
- GRP bus rear with double-shell insulation, separate rear bumper
- Carthago rear lights with dynamic LED indicators
- Seitz de Luxe habitation window, thermal bridge-free double frame with insulated glazing and flat outer window surface, insect screen roller blind and pleated blackout blind
- LED exterior light above habitation door with rain deflector
- Electrically extending habitation door entrance step with warning buzzer

### Drivers cabin

- Dashboard sloping steeply towards the front (view of road surface in Fiat after 2.77 m, in Mercedes-Benz after 3.77 m)
- Extra-high panoramic windscreen with increased depth
- "Exclusive" designer front end with black panel above windscreen
- "Liner" engine hood design – visual windscreen extension
- Pleated blackout blinds behind rear side windows (operated from the side)
- Front mask in GRP, with double-shell insulation
- Drivers cabin seats further apart: better visibility and more access width in drivers cabin
- Drivers cabin door with security double locking, electric windows, rain gutter
- Soundproofing measures for engine compartment
- Aguti "Roadliner" driver and passenger comfort seats with Carthago label, in same material as living area, rotatable, with integrated seat belts and padded armrests
- Dashboard with leather-covered moulded part, practical sideboard and wiring for integrated reversing camera monitor and drinks bottle holder
- Overhead storage cabinets all around instead of drop-down bed (Mercedes-Benz single axle)
- Leather-covered bottom panelling for drop-down bed, LED spotlights and storage compartments at the side
- Headroom beneath drop-down bed of up to 190 cm
- Sideboard at the passenger side with two heating convectors and storage compartment above

#### Drivers cabin thermal concept

- Insulating double glazing in drivers cabin: Side and door windows
- Convector package with 2-speed fan (booster) beneath driver's seat (Fiat), or in sideboard (Mercedes-Benz), for targeted footwell heating
- Electric honeycomb insulating pleated windscreen blind with individually programmable privacy and sun visor function
- Dashboard surface targeted heating for additional heating of the drivers cabin (surface heating effect): Integrated heating convectors with circulation baffle plate (double convectors at driver and passenger sides)
- Drivers cabin door entrance: targeted heating with additional convector

### Double floor

- Usable height up to 70 cm
- Through-loading storage compartment with lighting and heating
- Outside access via several large hatches
- Interior access via the round lounge seating area with patented fitting, swing-up side seat bench and via the large living area floor hatches
- Central through-loading space (interior height 22 cm) with low double floor storage compartment (usable height 46 cm)

### Large scooter garage

- Scooter garage load capacity up to 450 kg
- Large garage hatches at the driver and passenger sides, with gas pressure rods
- Garage floor with GRP on top and bottom, anti-slip coating
- With all-round frostproof insulation and heating
- Lashing system via aluminium frame member, including eight lashing eyes
- Outdoor shower in scooter garage at passenger side (warm / cold)

### Interior

- linea chiara world of style: Noce Fino furniture decor with overhead cabinet doors in high gloss ivory

### Living area

- Inside of walls and roof with microfibre climate-regulating wall covering
- Large front round seating area with wide side seat bench
- Model XL: XL round seating area with long side sofa including pull-out sleeping and seating surface at passenger side
- Heki III panoramic skylight above round seating area with LED spotlights
- Living area window above side bench on passenger side
- Luxury living area table, movable in two directions (via foot pedal)
- Pull-out shoe cabinet with storage system integrated into the base of the seat bench, locking mechanism via electric central locking in kitchen
- Seat padding with multilayer premium foam core and back support function
- "Durafix" double connecting technology: Furniture section screwed together and mortised
- Hatch closers with soft closing mechanism
- Removable decorative curtain, Roman blind system can be adjusted and fixed vertically

### Kitchen

- Comfort corner kitchen with pull-out kitchen work surface with worktop extension, easily accessible storage space reserves, bottle holder and two waste bins
- Kitchen work surface in "Savannah" décor with Corian drip edge
- Work surface lit from underneath with LED light strip
- "Easy glide" roller-mounted kitchen drawers, with self and soft closing mechanism
- Electric central locking in the kitchen area including bar cabinet and shoe cabinet
- Separate drawer for cutlery with organiser
- "Profi Gourmet" 3-ring hob with divided glass cover for additional storage space with robust cast iron trivet and easy-clean glass shelf
- Round stainless steel sink embedded in work surface with multifunctional sink cover including wall holder for increasing size of work surface
- Designer mixer tap in metal with pull-out spray head
- Kitchen rear wall in cream decorative glass
- Coffee machine lift can be lowered from overhead storage cabinet
- Large fridge with door opening at both sides, separate freezer compartment, automatic energy source finder 12 V / 230 V / gas operation
- Slide out storage cabinet, floor-to-ceiling in XL models.
- Electric roof hood fan

### Washroom & changing room

#### Changing room & room partitioning

- Changing room incl. Mini-Heki skylight with lockable room partitioning door and solid wooden sliding door (XL models) to living area
- Solid wood sliding door in front of sleeping area (Model 50 LE)
- Pull-out TV wall and room divider in front of sleeping area (Models 51 QB)
- Solid wood sliding door in front of sleeping area with full length mirror (XL models)
- Floor-to-ceiling wardrobe with two clothes rails and shelf integrated in the changing room (50 LE L models, XL models)

#### Luxury washroom with separate shower room (models 50 LE, 51 QB)

- Waterproof shower insert in same design as living area floor
- Rain shower with roof light, standing height 1.98 m
- Shower tray and shower corner pillar in dark granite look, shower walls with marble design incl. clothes hooks
- Height-adjustable shower head on chromium rail (model 50 LE)
- Wash stand base unit with toilet roll holder, mirrored storage cabinet
- Luxury washroom door with 3-way function (washroom double door for toilet and room partitioning from living area)

### XL washroom with XL room concept (Models 61 XL LE, 64 XL QB)

- Open wash area and designer washbasin
- Mini-Heki skylight
- XL round shower with waterproof shower insert in same design as living area floor and "one level" shower access
- Rain shower with roof light, including blackout blind
- Shower head height-adjustable on chrome rail
- Shower tray and shower corner pillar in dark granite look, shower walls with marble design incl. clothes hooks
- Additive warm water underfloor heating: Additional heating coils in double floor area of washroom
- Micro-Heki skylight in toilet
- Separate toilet with side window, towel warmer as well as footwell extension

### Sleeping

#### Drop-down bed above the drivers cabin area (not Mercedes-Benz single axle)

- Slatted frame and quality mattress
- Extra-low positioning of the bed: Access via side seat
- Wobble-free support in sleeping configuration, bookshelf and LED spotlights
- Dividing curtain between drop-down bed and living area
- Mini-Heki skylight

#### Fixed beds in rear area

- Carawinx medically recommended point elastic sleeping system, heated and ventilated
- 7-zone quality cold foam mattress
- Mini-Heki skylight
- Raisable head section

#### Lengthways single beds

- Pull-out comfort access steps with additional storage compartment, including sleeping area extension
- Integrated TV cabinet in sleeping area with shelf
- Wardrobes beneath the beds, lowered into the double floor, with lift function and divided mattress
- All-round overhead storage cabinets

### On-board equipment

#### Water

- Fresh water and waste water tank in heated double floor, cleaning opening via living area floor hatches or scooter garage (depending on model)
- Ball type drain valve positioned in the double floor protected from frost (central water drain)
- Low-maintenance water pressure pump system
- Waste water hose set with bayonet connection

#### Gas

- External gas bottle compartment in low position
- Holds 2 x 11 kg gas bottles
- Gas isolation taps in kitchen area

### Electrical system

- Easily accessible electrical centre in scooter garage, including charger / fuses / fuse protection, 22 A automatic charger, electric control, automatic switch-off when voltage too low, including starter battery charging function
- Heated battery centre, 2 x 80 Ah gel batteries in double floor, accessible from scooter garage (Fiat single axle models via double floor storage compartment at passenger side) main power switch
- Multifunctional panel behind technical panel above habitation door
- 230 V socket in seating area, kitchen, washroom, scooter garage
- 12 V socket in drivers cabin (Fiat: 2 x Mercedes-Benz: 1 x), Scooter garage
- USB socket in drivers cabin (Fiat: 2 x Mercedes-Benz: 1 x)

### Innovative light concept

- Lighting system with numerous LED spotlights in drivers cabin, living area and changing room with continuous dimmer function
- Ceiling canopy with additional LED spotlights and indirect LED lighting
- LED spot light with background lighting in the entrance area
- LED mood light in kitchen area / plinth of seat bench
- LED mood light with backlighting in round washroom wall
- Night lighting in the floor with LED spotlights, can be switched from entrance and sleeping area
- Living area step to changing room with flush-fitted surface lighting

### TV

- "Quick up" TV pull-out system in side seat bench backrest for 32" Smart LED TV, connection pre-wiring for 32"/40" Smart LED TV

### Alde warm water heating technology

- Alde warm water heating (with separate heating circuit in XL models), operated using 230 V electricity or gas, including 230 V heating cartridge, warm water boiler, venting valves, numerous convectors in drivers cabin, dashboard, living area, double floor and scooter garage
- Underfloor heating effect due to heated climate storage double floor
- Additive warm water underfloor heating: Additional heating coils in double floor area of XL washroom
- Dashboard with targeted heating for additional heating of the drivers cabin: Insulated sandwich area beneath dashboard with warm water heating coils for surface heating
- Booster: Convector package with 2-speed fan underneath driver's seat, additional convector in the entry doorway



We recommend that you consult your dealer about the price which applies at the point in time when the contract is concluded! <sup>105)</sup>



Fiat Models:  
180 HP engine as standard



Please carefully read the legal notes concerning weight-related information on pages 3-6 before concluding the contract!



Alternatively, you can scan the QR code, and you will also receive all of the important information on the subject of weight!



	I 50 LE		I 50 LE DA	
Base vehicle	Fiat Ducato	Mercedes-Benz Sprinter	Fiat Ducato	Mercedes-Benz Sprinter
Standard chassis	AL-KO low frame 40 heavy	AL-KO low frame 415 CDI	AL-KO low frame DA 40 heavy	AL-KO low frame DA 415 CDI
Base engine	Diesel 2.2 l (180 PS / 132 kW)	2.0 l diesel (150 PS / 110 kW)	Diesel 2.2 l (180 PS / 132 kW)	2.0 l diesel (150 PS / 110 kW)
Length / width / height (mm) <sup>1) 2) 3)</sup>	7890 / 2270 / 3050	8050 / 2270 / 3105	7890 / 2270 / 3050	8050 / 2270 / 3105
Wheel base (mm)	4543	4643	3820 / 800	3920 / 800
Double floor height / double floor storage compartment (mm)	220 / 460		220 / 460	
Headroom in living area / changing room / sleeping area (mm)	2110 / 1980		2110 / 1980	
Rear garage interior height (mm)	1320		1320	
Door width / height rear garage at passenger side (mm)	1150 x 1280		1150 x 1280	
Door width / height rear garage at driver side (mm)	1150 x 1280		1150 x 1280	
Technically permissible gross vehicle weight (kg) <sup>9)</sup>	4500 / 4.800 <sup>1</sup>	4500	5000 / 5.500 <sup>1</sup>	
Weight in running order (kg) <sup>6)</sup>	3885 (3691-4079)	3955 (3757-4153)	4006 (3806-4206)	4096 (3891-4301)
Max. weight of additional equipment in series production specified by the manufacturer (kg) <sup>7)</sup>	252	266	631	539
Max. towed load (kg) <sup>10)</sup>	1800	2000	1800	1600
Max. number of seats with 3-point safety belt as standard while driving (standard / optional) <sup>5)</sup>	4 / 5 <sup>15)</sup>	3 <sup>93)</sup>	4 / 5 <sup>15)</sup>	
Sleeping berths (standard / optional)	4 / 5	2 / 3	4 / 5	
Rear bed dimensions (mm)	2010 / 2030 x 850		2010 / 2070 x 850	
Drop-down bed dimensions (mm)	1950 x 1600	-	1950 x 1600	
Seating area bed conversion dimensions (mm) *	1930 x 1290 / 845		1930 x 1290 / 845	
Fridge volume / of which freezer compartment (l)	153 / 29		153 / 29	
Heating system	Alde WW		Alde WW	
Fresh water volume (l) <sup>52)</sup>	235		235	
Fresh water tank volume with filling in running order (l)	50		50	
Waste water volume (l)	185		185	
Battery capacity (Ah)	2 x 80		2 x 80	
230 V / 12 V / USB sockets	5 / 3 / 2	5 / 2 / 1	5 / 3 / 2	5 / 2 / 1
Article no.	132138	132438	132148	132448

<sup>1</sup> Option with max. payload

\* in conjunction with special equipment





We recommend that you consult your dealer about the price which applies at the point in time when the contract is concluded! <sup>105)</sup>



Fiat Models:  
180 HP engine as standard



Please carefully read the legal notes concerning weight-related information on pages 3-6 before concluding the contract!



Alternatively, you can scan the QR code, and you will also receive all of the important information on the subject of weight!



	I 51 QB		I 51 QB DA	
Base vehicle	Fiat Ducato	Mercedes-Benz Sprinter	Fiat Ducato	Mercedes-Benz Sprinter
Standard chassis	AL-KO low frame 40 heavy	AL-KO low frame 415 CDI	AL-KO low frame DA 40 heavy	AL-KO low frame DA 415 CDI
Base engine	Diesel 2.2 l (180 PS / 132 kW)	2.0 l diesel (150 PS / 110 kW)	Diesel 2.2 l (180 PS / 132 kW)	2.0 l diesel (150 PS / 110 kW)
Length / width / height (mm) <sup>1) 2) 3)</sup>	7910 / 2270 / 3050	8070 / 2270 / 3105	7910 / 2270 / 3050	8070 / 2270 / 3105
Wheel base (mm)	4543	4643	3820 / 800	3920 / 800
Double floor height / double floor storage compartment (mm)	220 / 460		220 / 460	
Headroom in living area / changing room / sleeping area (mm)	2110 / 1980		2110 / 1980	
Rear garage interior height (mm)	1120 / 1240*		1120 / 1240*	
Door width / height rear garage at passenger side (mm)	1150 x 1080		1150 x 1080	
Door width / height rear garage at driver side (mm)	1150 x 1080		1150 x 1080	
Technically permissible gross vehicle weight (kg) <sup>9)</sup>	4500 / 4.800 <sup>1</sup>	4500	5000 / 5.500 <sup>1</sup>	
Weight in running order (kg) <sup>6)</sup>	3865 (3672-4058)	3935 (3738-4132)	3986 (3787-4185)	4036 (3834-4238)
Max. weight of additional equipment in series production specified by the manufacturer (kg) <sup>7)</sup>	272	286	651	599
Max. towed load (kg) <sup>10)</sup>	1800	2000	1800	1600
Max. number of seats with 3-point safety belt as standard while driving (standard / optional) <sup>5)</sup>	4 / 5 <sup>15)</sup>	3 <sup>93)</sup>	4 / 5 <sup>15)</sup>	
Sleeping berths (standard / optional)	4 / 5	2 / 3	4 / 5	
Rear bed dimensions (mm)	2000 x 1450		2000 x 1450	
Drop-down bed dimensions (mm)	1950 x 1600	-	1950 x 1600	
Seating area bed conversion dimensions (mm) *	1930 x 1290 / 845		1930 x 1290 / 845	
Fridge volume / of which freezer compartment (l)	153 / 29		153 / 29	
Heating system	Alde WW		Alde WW	
Fresh water volume (l) <sup>52)</sup>	235		235	
Fresh water tank volume with filling in running order (l)	50		50	
Waste water volume (l)	185		185	
Battery capacity (Ah)	2 x 80		2 x 80	
230 V / 12 V / USB sockets	5 / 3 / 2	5 / 2 / 1	5 / 3 / 2	5 / 2 / 1
Article no.	132178	132478	132188	132488



We recommend that you consult your dealer about the price which applies at the point in time when the contract is concluded! <sup>105)</sup>



Fiat Models:  
180 HP engine as standard



Please carefully read the legal notes concerning weight-related information on pages 3-6 before concluding the contract!



Alternatively, you can scan the QR code, and you will also receive all of the important information on the subject of weight!



	I 61 XL LE		I 64 XL QB	
Base vehicle	Fiat Ducato	Mercedes-Benz Sprinter	Fiat Ducato	Mercedes-Benz Sprinter
Standard chassis	AL-KO low frame DA 40 heavy	AL-KO low frame DA 415 CDI	AL-KO low frame DA 40 heavy	AL-KO low frame DA 415 CDI
Base engine	Diesel 2.2 l (180 PS / 132 kW)	2.0 l diesel (150 PS / 110 kW)	Diesel 2.2 l (180 PS / 132 kW)	2.0 l diesel (150 PS / 110 kW)
Length / width / height (mm) <sup>1) 2) 3)</sup>	8590 / 2270 / 3050	8750 / 2270 / 3105	8840 / 2270 / 3050	8990 / 2270 / 3105
Wheel base (mm)	4240 / 800	4340 / 800	4240 / 800	4340 / 800
Double floor height / double floor storage compartment (mm)	220 / 460		220 / 460	
Headroom in living area / changing room / sleeping area (mm)	2110 / 1980		2110 / 1980	
Rear garage interior height (mm)	1320		1120 / 1240*	
Door width / height rear garage at passenger side (mm)	1110 x 1280		1150 x 1080	
Door width / height rear garage at driver side (mm)	1110 x 1280		1150 x 1080	
Technically permissible gross vehicle weight (kg) <sup>9)</sup>	5000 / 5.500 <sup>1</sup>		5000 / 5.500 <sup>1</sup>	
Weight in running order (kg) <sup>6)</sup>	4216 (4005-4427)	4286 (4072-4500)	4236 (4024-4448)	4296 (4081-4511)
Max. weight of additional equipment in series production specified by the manufacturer (kg) <sup>7)</sup>	412	341	390	328
Max. towed load (kg) <sup>10)</sup>	1800	1600	1800	1600
Max. number of seats with 3-point safety belt as standard while driving (standard / optional) <sup>5)</sup>	4 / 5 <sup>15)</sup>		4 / 5 <sup>15)</sup>	
Sleeping berths (standard / optional)	4 / 5		4 / 5	
Rear bed dimensions (mm)	2000 / 2000 x 850		2000 x 1450	
Drop-down bed dimensions (mm)	1950 x 1600		1950 x 1600	
Seating area bed conversion dimensions (mm) *	1940 x 1480 / 845		1940 x 1480 / 845	
Fridge volume / of which freezer compartment (l)	153 / 29		153 / 29	
Heating system	Alde WW		Alde WW	
Fresh water volume (l) <sup>52)</sup>	235		235	
Fresh water tank volume with filling in running order (l)	50		50	
Waste water volume (l)	185		185	
Battery capacity (Ah)	2 x 80		2 x 80	
230 V / 12 V / USB sockets	5 / 3 / 2	5 / 2 / 1	5 / 3 / 2	5 / 2 / 1
Article no.	132212	132412	132222	132422

<sup>1</sup> Option with max. payload \* Pedelec scooter garage option \*\* in conjunction with Special equipment

Article no.		216080	212085	212086
Super package	Weight	Fiat	MB Single axle	MB Twin axle
	kg	£	£	£
<b>Chassis options</b>				
Drivers cabin automatic air conditioning <sup>33)</sup>		480	-	-
THERMOTRONIC fully automatic air conditioning system <sup>33)</sup>		-	3,130	3,130
Cruise control		Standard	460	460
Higher output alternator <sup>47)</sup>		190	190	190
9G-TRONIC automatic gearbox incl. hold function		-	-	3,090
92 litre fuel tank		-	410	410
Steering wheel with multifunctional buttons option (incl. leather gearshift with manual transmission)		-	390	390
Instrument cluster with colour display		-	480	480
Rain sensor		-	210	210
Electric handbrake		-	510	510
Drivers cabin comfort seats with tilt and height adjustment (front / rear)		520	520	520
Dashboard finish: Ventilation grille in chrome		220	-	-
Crank-operated rear supports to prevent swaying in standing position		390	390	390
<b>Habitation options</b>				
"Carthago best view" bus mirror system with entrance lighting, electrically adjustable and heatable		370	370	370
XL habitation door "Safetylux" (W: 63 cm) with safety double locking and "coming home" <sup>17)</sup>		1,530	1,530	1,530
Central locking for drivers cabin and habitation door, exterior and scooter garage flaps <sup>98)</sup>		1,020	1,020	1,020
Scooter garage upgrade with needle felt, luggage nets, fixing system		310	310	310
SOG toilet ventilation via roof chimney		330	330	330
Alde heat exchanger (use of engine heat)		1,050	1,050	1,050
Truma DuoControl CS <sup>73)</sup>		390	390	390
Designer bar cabinet with glass holder and glass set above kitchen <sup>18)</sup>		440	440	440
Carthago 3-piece Nautic set of ship's instruments integrated in the underside of the drop-down bed <sup>53)</sup>		290	290	290
Thetford C260 toilet with ceramic insert <sup>92)</sup>		210	210	210
USB socket in overhead storage cabinet above rear bed		100	100	100
Wiring for solar system		220	220	220
Wiring for satellite system		220	220	220
Wiring for reversing camera (single lens)		220	220	220
Pioneer 6.8" radio / moniceiver incl. DAB+, wiring for radio, roof antenna, speakers (4x) <sup>54) 80) 88)</sup>		980	980	980
Reversing camera system with single lens and 7" colour monitor at side in dashboard		1,020	1,020	1,020
Total price of individual options		10,500	15,390	18,480
<b>Package price</b>	<b>95 / 95 / 125</b>	<b>7,210</b>	<b>10,880</b>	<b>13,960</b>
<b>Your savings</b>		<b>3,290</b>	<b>4,510</b>	<b>4,520</b>
210330 <b>SURCHARGE</b> Pioneer 9" media centre, incl. navigation, motorhome route guidance, DAB+ <sup>19)</sup>	-	810	-	-
210300 <b>SURCHARGE</b> for reversing camera with double lens instead of single lens <sup>83)</sup>	1	620	620	620
210335 <b>SURCHARGE</b> MBUX 10.2" multimedia incl. navigation and DAB+ <sup>51)</sup>	0,5	-	3,220	3,220

Article no.		216009
Fiat Infotainment package*	Weight	
	kg	£
Digital instrument cluster with colour display in dashboard <sup>104)</sup>		✓
Leather steering wheel and gear lever, including multifunctional buttons		✓
Fiat 10,1" multimedia system incl. navigation, motorhome route guidance and DAB+ <sup>51)</sup>		✓
<b>Package price</b>	<b>2</b>	<b>2,470</b>

\* The Fiat 10.1" multimedia system replaces the Pioneer 6.8" radio / moniceiver and is taken into consideration in the price. Fiat infotainment package not possible in conjunction with the Pioneer 9" media centre

Article no.		212315	212316
Mercedes-Benz driver's assistance package * 56)	Weight	Single axle	Twin axle
	kg	£	£
Active distance assistant DISTRONIC		✓	✓
Active braking assistant		✓	✓
Active alertness assistant		✓	✓
Tyre inflation pressure monitoring system		✓	-
<b>Package price</b>	<b>2</b>	<b>1,680</b>	<b>1,370</b>

\* Only in conjunction with MBUX 10.2" multimedia and 9G-Tronic automatic transmission

Article no.		212500
Luxury habitation door package	Weight	
	kg	£
Electric self-closing mechanism for quiet closing		✓
Additional LED lighting in door window for "coming & leaving home" function		✓
Keyless access system via RFID-Chip (2x)		✓
Electric door opening support from interior and exterior		✓
<b>Package price</b>	<b>2</b>	<b>990</b>

Article no.		210731
Kitchen / coffee package	Weight	
	kg	£
Inverter for 12 V to 230 V, 1,800 Watt, mains priority circuit		1,730
Capsule coffee machine for coffee machine lift with connection incl. capsule holder and cup set 96)		510
Total price of individual options		2,240
<b>Package price</b>	<b>12</b>	<b>1,930</b>
<b>Your savings</b>		<b>310</b>

Article no.		210561	210563
Satellite and TV package	Weight	32": (not XL models)	40": (XL models only)
	kg	£	£
Smart LED TV 32" 39)		1,760	-
Electric pull-out for 40" Smart LED TV		-	855
Smart LED TV 40" 39)		-	1,820
Teleco Flatsat Classic 85 satellite system with CI slot 12) 23)		3,060	3,060
Total price of individual options		4,820	5,735
<b>Package price</b>	<b>38/46</b>	<b>3,710</b>	<b>4,340</b>
<b>Your savings</b>		<b>1,110</b>	<b>1,395</b>
210213 <b>SURCHARGE</b> Teleco Flatsat Easy Skew Smart 90 / twin LNB for second TV 12) 23)	2	320	320
210217 <b>SURCHARGE</b> Oyster Vision 85 satellite system with skew / twin LNB for second TV 12) 23)	9	510	510

Article no.		210580	210584
Sleeping area TV package	Weight	Models: 50 LE, 61 XL LE	Models: 51 QB, 64 XL QB
	kg	£	£
Carthago TV pull-out system for TV cabinet in sleeping area <sup>36)</sup>		690	-
24" Smart LED TV in sleeping area <sup>23) 39)</sup>		1,300	-
Wiring for TV connection incl. cable set in canopy and cover panel		-	260
24" Smart LED TV in sleeping area incl. TV bracket, contact switch <sup>23) 39) 86)</sup>		-	1,730
Total price of individual options		1,990	1,990
<b>Package price</b>	<b>18/13</b>	<b>1,370</b>	<b>1,380</b>
<b>Your savings</b>		<b>620</b>	<b>610</b>
210212 <b>SURCHARGE</b> Teleco Flatsat Easy Skew Smart 90 / twin LNB for second TV <sup>12) 23)</sup>	30	2,790	2,790
210216 <b>SURCHARGE</b> Oyster Vision 85 satellite system with skew and twin LNB for second TV <sup>12) 23)</sup>	37	3,070	3,070

Article no.		210841	210842
Summer air conditioning package	Weight	not XL models	only XL models
	kg	£	£
Truma Aventa comfort roof-mounted air-conditioning system <sup>12)</sup>		2,400	2,400
Electric roof awning (230 V) aluminium frame, grey canvas, length: 5.5 m <sup>43)</sup>		2,670	-
Electric roof awning (230 V) aluminium frame, grey canvas, length: 6.0 m <sup>43)</sup>		-	2,950
Total price of individual options		5,070	5,350
<b>Package price</b>	<b>90/95</b>	<b>4,120</b>	<b>4,340</b>
<b>Your savings</b>		<b>950</b>	<b>1,010</b>

Article no.		£ incl. 20 % VAT	kg	I 50 LE	I 50 LE DA	I 51 QB	I 51 QB DA	I 61 XL LE	I 64 XL QB
Fiat Ducato chassis									
310033	180 HP / 132 kW engine, Euro 6d Final, 9G automatic torque converter transmission <sup>67)</sup>	Standard	-5	X	X	X	X	X	X
310042	180 HP / 132 kW engine, Euro VI E (heavy duty), 9G automatic torque converter transmission <sup>67)</sup> **	230	-5	–	○	–	○	○	○
330340	16 inch alloy wheels, Fiat	790	-8	○	–	○	–	–	–
330345	Fiat 16 inch alloy wheels (double axle)	1,150	-12,5	–	○	–	○	○	○
311816	AL-KO “ACS” High Performance front axle spring strut	840	-	○	○	○	○	○	○
212400	Weight increase from 4,500 kg to 4,800 kg (incl. AL-KO Air Premium X2 / special aluminium wheels) <sup>28)</sup>	8,220	45	○	–	○	–	–	–
212405	Weight increase from 4,500 kg to 4,800 kg (incl. AL-KO Air Premium X4 / special aluminium wheels) <sup>29)</sup>	15,475	50	○	–	○	–	–	–
212410	Weight increase from 5,000 kg to 5,400 kg permissible gross vehicle weight (double axle)** <sup>30)</sup>	1,010	-	–	○	–	○	○	○
212415	Weight increase from 5,000 kg to 5,500 kg total permissible gross weight (AL-KO Air Premium X2)** <sup>30)</sup>	6,265	60	–	○	–	○	○	○
212420	Weight increase from 5,000 kg to 5,500 kg total permissible gross weight (AL-KO Air Premium X4)** <sup>30)</sup>	14,270	82	–	○	–	○	○	○
330840	AL-KO Air Premium X2, full pneumatic suspension at rear axle <sup>13)</sup>	4,240	45	○	–	○	–	–	–
330860	AL-KO Air Premium X2, full pneumatic suspension at rear axle <sup>13)</sup>	5,255	60	–	○	–	○	○	○
330880	AL-KO Air Premium X4, 4-channel full pneumatic suspension at rear/front axle <sup>13) 20)</sup>	11,495	50	○	–	○	–	–	–
330900	AL-KO Air Premium X4, 4-channel full pneumatic suspension at rear/front axle <sup>13) 20)</sup>	13,260	82	–	○	–	○	○	○
310630	Leather steering wheel and gear lever	280	-	●	●	●	●	●	●
310632	Multi-functional steering wheel (radio remote control via control buttons)	280	-	●	●	●	●	●	●
Mercedes-Benz Sprinter chassis									
310147	Engine variant 170 HP / 125 kW, Euro VI E (only in conjunction with automatic transmission) <sup>99)</sup>	2,530	-	○	○	○	○	○	○
310402	9G-TRONIC automatic gearbox incl. hold function	3,090	30	○	●	○	●	●	●
330351	16-inch alloy wheels (black) with all-weather tyres <sup>32)</sup>	1,330	2	○	–	○	–	–	–
330361	16-inch alloy wheels (black) with all-weather tyres (double axle)	2,130	2,5	–	○	–	○	○	○
310468	Increased load from 5,000 kg to 5,500 kg (double axle)	520	-	–	○	–	○	○	○
330841	AL-KO Air Premium X2, full pneumatic suspension at rear axle including PSM module <sup>8) 13)</sup>	6,540	45	○	–	○	–	–	–
330861	AL-KO Air Premium X2, full pneumatic suspension at rear axle including PSM module <sup>8) 13)</sup>	8,485	60	–	○	–	○	○	○
410011	Entrance step, drivers cabin access, retracted and extracted electrically	520	5	○	○	○	○	○	○
Other Fiat / Mercedes-Benz chassis options									
330070	Drivers cabin heated seats (driver/passenger seat) <sup>62)</sup>	710	2	○	○	○	○	○	○
331341	AL-KO HY4 hydraulic supporting jack system at front and rear <sup>48)</sup> (not MB single axle)	7,330	70	○	○	○	○	○	○
311400	Removable towbar	1,690	60	○	○	○	○	○	○
311430	Removable tow bar in conjunction with Pedelec scooter garage	2,030	50	–	–	○	○	–	○
Habitation exterior									
410150	Additional security locks in the drivers cabin door and habitation door	630	2	○	○	○	○	○	○
410260	“Silverline” exterior colour concept (drivers cabin and habitation in silver) <sup>21)</sup>	3,790	1	○	○	○	○	○	○
410601	Aluminium roof awning frame, grey canvas, length: 5.5 m	2,070	55	○	○	○	○	○	○
410640	Electric roof awning (230 V) aluminium frame, grey canvas, length: 5.5 m <sup>43)</sup>	2,670	60	●	●	●	●	○	○
410670	Electric roof awning (230 V) aluminium frame, grey canvas, length: 6.0 m	2,950	65	–	–	–	–	●	●
410690	LED light strip at roof awning	310	5	○	○	○	○	○	○
410710	Double floor storage space pull-out system (not Mercedes-Benz single axle) <sup>59)</sup>	880	20	○	○	○	○	○	○
410114	Patented Pedelec scooter garage, loading height of up to 124 cm <sup>42) 66)</sup>	450	15	–	–	○	○	–	○
410925	Push-in and transport system for 2 Pedelecs / E-bikes <sup>71)</sup>	650	28,5	–	–	○	○	–	○

\*\* Optional weight increase 5.4 t / 5.5 t with Fiat Ducato and 180 HP / 132 kW Euro VI E engine (Heavy Duty) may only be ordered together.



Article no.		£ incl. 20 % VAT	kg	I 50 LE	I 50 LE DA	I 51 QB	I 51 QB DA	I 61 XL LE	I 64 XL QB
Electrical system									
510040	3rd gel battery, total: 3 x 80 Ah (not Mercedes-Benz single axle) <sup>94)</sup>	590	25	○	○	○	○	○	○
510054	Lithium ion battery 150 Ah incl. battery computer and separate touch display <sup>55)</sup>	1,950	-34	○	○	○	○	○	○
510055	2nd lithium ion battery 150 Ah, total 300 Ah, including battery computer <sup>55)</sup>	2,140	16	○	○	○	○	○	○
510081	Solar panel system: 2 x 100 Watt <sup>12)</sup>	1,770	13	○	○	○	○	○	○
510101	Solar panel system: 1 x 135 Watt <sup>12)</sup>	1,320	15	○	○	○	○	○	○
510121	Solar panel system: 2 x 135 Watt <sup>12)</sup>	2,120	30	○	○	○	○	○	○
510180	Inverter for 12 V to 230 V, 1,800 W with mains priority circuit	1,730	10	●	●	●	●	●	●
510255	Socket package with additional sockets (3 x 230 V, 2 x USB) <sup>45)</sup>	440	3	○	○	○	○	○	○
510201	Carthago Security alarm system <sup>35)</sup>	1,260	3	○	○	○	○	○	○
510500	Electric windscreen heater with time control	1,150	-	○	○	○	○	○	○
Gas   Water   Miscellaneous									
610021	Gas filter for Truma DuoControl CS (recommended) <sup>95)</sup>	200	0,5	○	○	○	○	○	○
610120	Exterior gas connection behind double floor exterior storage compartment at passenger side	240	5	○	○	○	○	○	○
610240	Thetford toilet with pump system and septic tank <sup>16)</sup> <sup>74)</sup>	2,790	30	–	○	–	○	○	○
610500	Aluminium chequered floor for scooter garage <sup>66)</sup>	160	20	○	○	○	○	○	○
610520	Safe (installed in double floor, not Mercedes-Benz single axle)	460	10	○	○	○	○	○	○
Kitchen   appliances									
550020	Kitchen worktop in high quality Corian	1,410	10	○	○	○	○	○	○
550081	Tec-Tower fridge combination 153 l with separate gas oven <sup>75)</sup>	780	20	○	○	○	○	○	○
550067	Gas oven with grill function in kitchen base unit <sup>37)</sup>	940	12	○	○	○	○	○	○
550284	Capsule coffee machine with connection set incl. capsule holder and cup set <sup>96)</sup>	510	3	●	●	●	●	●	●
Heating   air conditioning									
650180	Additive warm water underfloor heating: Heating coils in lounge seating area <sup>91)</sup>	520	10	–	○	–	○	○	○
650020	Heated floor mat in drivers cabin (not Mercedes-Benz single axle)	560	10	○	○	○	○	○	○
650260	Truma Aventa Comfort roof-mounted air-conditioning system <sup>12)</sup>	2,400	31	●	●	●	●	●	●
Multimedia									
710029	Pioneer 9" media centre incl. navigation, motorhome route guidance, DAB+ <sup>19)</sup>	1,380	-	○	○	○	○	○	○
710180	Reversing camera system with double lens, shutter including 7" colour monitor <sup>83)</sup>	1,630	7	○	○	○	○	○	○
710548	32" Smart LED TV for TV pull-out system <sup>39)</sup>	1,760	10	●	●	●	●	–	–
710505	40" Smart LED TV incl. electric pull-out system <sup>39)</sup>	2,720	18	–	–	–	–	●	●
710471	Carthago TV pull-out system for TV cabinet in sleeping area <sup>36)</sup>	690	8	●	●	–	–	●	–
710477	Wiring for TV connection in sleeping area incl. cable set and cover panel <sup>s</sup>	260	3	–	–	●	●	–	●
710470	24" Smart LED TV for TV cabinet in sleeping area <sup>23)</sup> <sup>25)</sup> <sup>39)</sup> <sup>87)</sup>	1,300	10	●	●	–	–	●	–
710478	24" Smart LED TV in sleeping area incl. TV bracket, power contact switch, TV signal <sup>23)</sup> <sup>39)</sup> <sup>86)</sup>	1,730	10	–	–	●	●	–	●
710575	Service camera at waste water tank outlet pipe <sup>85)</sup>	510	0,5	○	○	○	○	○	○
Satellite systems									
750041	Teleco Flatsat Classic 85 satellite system with CI slot <sup>12)</sup> <sup>23)</sup>	3,060	28	●	●	●	●	●	●
750046	Teleco Flatsat Easy Skew Smart 90 / Twin LNB for second TV <sup>12)</sup> <sup>23)</sup>	3,380	30	○	○	○	○	○	○
750086	Oyster Vision 85 satellite system with skew / twin LNB for second TV <sup>12)</sup> <sup>23)</sup>	3,560	37	○	○	○	○	○	○

Article no.		£ incl. 20 % VAT	kg	I 50 LE	I 50 LE DA	I 51 QB	I 51 QB DA	I 61 XL LE	I 64 XL QB
Interior									
810032	linea nobile world of style <sup>79)</sup>	620	-	O	O	O	O	O	O
810100	Carpet for living area	330	6	O	O	O	O	O	O
810120	Carpet for drivers cabin area	170	1	O	O	O	O	O	O
810465	“Sky Dream Comfort” drivers cabin incl. two panoramic skylights (instead of drop-down bed) <sup>76)</sup>	2,030	10	O	O	O	O	O	O
810361	Electrically operated drop-down bed incl. Carawinx (not Mercedes-Benz single axle)	1,460	10	O	O	O	O	O	O
810580	Lounge seating area can be converted into a sleeping area <sup>69)</sup>	530	10	O	O	O	O	O	O
810830	Pull-out living area table	710	1	–	–	–	–	O	O
810660	5th seat with 3-point belt on side seat bench (not MB single axle) <sup>5) 4) 59)</sup>	920	10	O	O	O	O	–	–
810662	5th seat on side seat bench with 3-point seat belt <sup>5) 27)</sup>	920	10	–	–	–	–	O	O
Living area materials									
850600	Barcelona – Antara / fabric combination	Standard	-	X	X	X	X	X	X
850610	Venezia – Antara / fabric combination	Standard	-	X	X	X	X	X	X
850710	Ivory part leather – leather / fabric combination	1,320	7	O	O	O	O	O	O
850720	Macchiato part leather – leather / fabric combination	1,320	7	O	O	O	O	O	O
850670	Ivory Supreme part leather – leather/fabric combination	2,040	7	O	O	O	O	O	O
850680	Sand Supreme part leather – leather/fabric combination	2,040	7	O	O	O	O	O	O
850690	Ivory leather	3,260	10	O	O	O	O	O	O
850730	Sand leather	3,260	10	O	O	O	O	O	O
850740	Macchiato leather	3,260	10	O	O	O	O	O	O
850750	Sand Performance leather	3,760	10	O	O	O	O	O	O
850760	Macchiato Performance leather	3,760	10	O	O	O	O	O	O
850501	World of sleeping & decoration set: decorative cushions, bed throw, fitted sheet set <sup>26)</sup>	370	7	O	O	O	O	O	O

**The powerhouse of the Carthago Liner class:**  
on the Iveco Daily 5.6 t / 6.7 t with high-traction rear-wheel drive / dual wheels

### Exclusive exterior design:



- Carthago full LED headlights
- Modern GRP bus rear
- Carthago rear lights with dynamic LED indicators

### Iveco Daily:



- High traction rear wheel drive
- Towed load up to 3,500 kg
- Extremely powerful engine with 3.0 l capacity with up to 207 / 152 kW and torque of 470 Nm (optional)

### Living area concept:



- Two-level room concept with standing height in the living area: 2.11 m
- Spacious and extra comfortable round seating area for up to 6 people

### Double floor with huge, heated storage compartment:



- Usable height up to 74 cm (6.7 t: 78 cm)
- Exterior access via several large hatches. Convenient interior access via the seat bench cover of the L-shaped lounge seating area, the swing-up side seat bench and large living area floor hatches
- Large, central through-loading space (interior height 20 cm), with storage compartment (usable height 20 cm), convenient loading also through XL habitation door via a large, self-supporting living area floor hatch
- Entire double floor heated with climate storage function

### Maximum self-sufficiency:



- 235 l fresh water / 200 l waste water
- 2 x 80 Ah gel battery (can be extended)
- Alde warm water heating technology

### Base vehicle

- Carthago Full-LED headlights (dipped and main beam) including LED daytime driving light
- Fog light
- 16-inch steel wheels

### Iveco Daily

- Engine: HPI Diesel 3.0 l with AdBlue (20 l), 156 HP / 115 kW, Euro VI E, 6-speed gearbox, rear-wheel drive
- Models 50 LE: Iveco Daily 5.6 t (permissible gross weight standard 5.6 t / optionally 5.8 t)
- Models 61 XL LE, 64 XL QB: Iveco Daily 6.7 t (permissible gross weight as standard 6.7 t)
- High frame with dual wheels on rear axle
- Fuel tank capacity 90 l
- Front axle with individual wheel suspension and torsion bar suspension, double wishbone and increased axle load capacity, rigid rear axle with parabolic suspension
- ESP, ABS, electric immobiliser, ASR, Hillholder
- Cruise control
- Assistance display (central TFT cluster)
- Towbar preparation (cut-out in GRP rear with electrical wiring)
- Spare wheel with holder beneath garage floor
- Heavy-duty rollers at the rear

### Liner premium-class body construction

- 10-year water ingress guarantee
- Wood-free bodywork with GRP roof and floor covering
- Roof/wall connection via curved roof and frame member
- Roof system rails at side with rainwater deflection function
- Side and rear walls with aluminium on the interior and exterior
- RTM hard foam insulating core in roof, floor and side wall
- Floor to side wall connection using aluminium frame member bonded over its entire surface with additional cold stop
- Total wall and roof thickness, 38 mm
- Body with lightning strike protection / Faraday cage
- Exterior hatches made from the original side wall material "Carthago Isoplus"
- Internal/external flap seal, outer seal as water spray protection
- Exterior hatches and habitation door with internal hinges
- Fuel tank flap flush-mounted into side wall
- GRP bus rear with double-shell insulation, separate rear bumper
- Carthago rear lights with dynamic LED indicators
- Seitz de Luxe habitation window, thermal bridge-free double frame with insulated glazing and flat outer window surface, insect screen roller blind and pleated blackout blind
- LED exterior light above habitation door with rain deflector
- Electrically extending habitation door entrance step with warning buzzer

### Drivers cabin

- Dashboard sloping steeply towards the front for early view of road surface
- Extra-high panoramic windscreen with increased depth
- "Exclusive" designer front mask above windscreen with black panel
- "Liner" engine hood design – visual windscreen extension
- Pleated blackout blinds behind rear side windows (operated from the side)
- Mirror arm extensions with rain deflection function
- Front mask in GRP, with double-shell insulation
- Drivers cabin seats further apart: better vision and more access width in drivers cabin
- Drivers cabin door with security double locking, electric windows, rain gutter
- Coach windscreen wipers wiping in opposing directions
- Soundproofing measures for engine compartment
- Aguti "Roadliner" driver and passenger comfort seats with Carthago label, in same material as living area, rotatable, with integrated seat belts and padded armrests

- Dashboard with leather-covered moulded part, practical sideboard and preparation for integrated reversing camera monitor and drinks bottle holder
- Leather-covered bottom panelling for drop-down bed, LED spotlights and storage compartments at the side
- Headroom beneath drop-down bed of up to 190 cm
- Sideboard at the passenger side with two heating convectors and storage compartment above

### Drivers cabin thermal concept

- Insulating double glazing in drivers cabin: Side and door windows
- Convector package with 2-speed fan (booster) beneath driver's seat
- Electric honeycomb insulating pleated windscreen blind with individually programmable privacy and sun visor function
- Dashboard surface targeted heating for additional heating of the drivers cabin (surface heating effect): Integrated heating convectors with circulation baffle plate (double convectors at driver and passenger sides)

### Double floor

- Usable height up to 74 cm (Iveco Daily 6.7 t: 78 cm)
- Through-loading storage compartment with lighting and heating
- Outside access via several large hatches
- Interior access via the round lounge seating area with patented fitting, swing-up side seat bench and via the large living area floor hatches
- Central through-loading space (interior height 20 cm) with low double floor storage compartment (usable height 20 cm)

### Large scooter garage

- Scooter garage load capacity up to 450 kg
- Large garage hatches at the driver and passenger sides, with gas pressure rods
- Garage floor with GRP on top and bottom, anti-slip coating
- With all-round frostproof insulation and heating
- Lashing system via aluminium frame member, including eight lashing eyes
- Outdoor shower in scooter garage at passenger side (warm / cold)

### Interior

- linea chiara world of style: Noce Fino furniture decor with overhead cabinet doors in high gloss ivory and lotus white

### Living area

- Inside of walls and roof with microfibre climate-regulating wall covering
- Large front round seating area with wide side seat bench
- Model XL: XL round seating area with long side sofa including pull-out sleeping / seat surface at passenger side
- Heki III panoramic skylight above round seating area with LED spotlights
- Living area window above side bench on passenger side
- Luxury living area table, movable in two directions (via foot pedal)
- Pull-out shoe cabinet with storage system integrated into the base of the seat bench, locking mechanism via electric central locking in kitchen
- Seat padding with multilayer premium foam core and back support function
- "Durafix" double connecting technology: Furniture section screwed together and mortised
- Hatch closers with soft closing mechanism
- Removable decorative curtain, Roman blind system can be adjusted and fixed vertically

### Kitchen

- Comfort corner kitchen with pull-out kitchen work surface as work-top extension, easily accessible storage space reserves, bottle holder and two waste bins

- Kitchen work surface in "Savannah" décor with Corian drip edge
- Work surface lit from underneath with LED light strip
- "Easy glide" roller-mounted kitchen drawers, with soft closing mechanism
- Electric central locking in the kitchen area including bar cabinet and shoe cabinet
- Separate drawer for cutlery with organiser
- "Profi Gourmet" 3-ring hob with divided glass cover for additional storage area with robust cast iron trivet and easy-clean glass shelf
- Round stainless steel sink embedded in work surface with multifunctional sink cover including wall holder for increasing size of work surface
- Designer mixer tap in metal with pull-out spray head
- Kitchen rear wall in cream decorative glass
- Coffee machine lift can be lowered from overhead storage cabinet
- Large fridge with door opening at both sides, separate freezer compartment, automatic energy source finder 12 V / 230 V / gas operation
- Slide out storage cabinet, floor-to-ceiling in XL models.
- Electric roof hood fan

### Washroom & changing room

#### Changing room & room partitioning

- Changing room incl. Mini-Heki skylight with lockable room partitioning door and solid wooden sliding door (XL models) to living area
- Solid wood sliding door in front of sleeping area (Model 50 LE)
- Solid wood sliding door in front of sleeping area including full length mirror (XL models)
- Floor-to-ceiling wardrobe with two clothes rails and shelf integrated in the changing room

#### Luxury washroom with separate shower room (model 50 LE)

- Waterproof shower insert in same design as living area floor
- Rain shower with roof light, standing height 1.98 m
- Shower tray and shower corner pillar in dark granite look, shower walls with marble design incl. clothes hooks
- Shower head height-adjustable on chrome rail
- Wash stand base unit with toilet roll holder, mirrored storage cabinet
- Luxury washroom door with 3-way function (washroom double door for toilet room and partitioning from living area)

#### XL washroom with XL room concept (Models 61 XL LE, 64 XL QB)

- Open wash area and designer washbasin
- Mini-Heki skylight
- XL round shower with waterproof shower insert in same design as living area floor and "one level" shower access
- Rain shower with roof light, including blackout blind
- Shower head height-adjustable on chrome rail
- Shower tray and shower corner pillar in dark granite look, shower walls with marble design incl. clothes hooks
- Additive warm water underfloor heating: Additional heating coils in double floor in area of washroom
- Micro-Heki skylight in toilet
- Separate toilet with side window, towel warmer as well as footwell extension

### Sleeping

#### Drop-down bed above the drivers cabin area

- Slatted frame and quality mattress
- Extra-low positioning of the bed: Access via side seat
- Wobble-free support in sleeping configuration, bookshelf and LED spotlights
- Dividing curtain between drop-down bed and living area
- Mini-Heki skylight

### Fixed beds in rear area

- Carawinx medically recommended point elastic sleeping system, heated and ventilated
- 7-zone quality cold foam mattress
- Mini-Heki skylight
- Raisable head section

### Lengthways single beds

- Pull-out comfort access steps with additional storage compartment, including sleeping area extension
- Integrated TV cabinet in sleeping area with shelf
- Wardrobes beneath the beds, lowered into the double floor, with lift function and divided mattress
- All-round overhead storage cabinets

### On-board equipment

#### Water

- Fresh water and waste water tank in heated double floor, cleaning opening via living area floor hatches or scooter garage (depending on model)
- Ball type drain valve positioned in the double floor protected from frost (central water drain)
- Low-maintenance water pressure pump system
- Waste water hose set with bayonet connection

#### Gas

- External gas bottle compartment in low position
- Holds 2 x 11 kg gas bottles
- Gas isolation taps in kitchen area

### Electrical system

- Easily accessible electrical centre in scooter garage, including charger / fuses / fuse protection, 22 A automatic charger, electric control, automatic switch-off when voltage too low, including starter battery charging function
- Heated battery centre, 2 x 80 Ah gel batteries in double floor, access via scooter garage, main power switch
- Multifunctional panel behind technical panel above habitation door
- 230 V socket in seating area, kitchen, washroom, scooter garage
- 12 V socket in drivers cabin, scooter garage
- USB socket in drivers cabin (2 x)

### Innovative light concept

- Lighting system with numerous LED spotlights in drivers cabin, living area and changing room with continuous dimmer function
- Ceiling canopy with additional LED spotlights and indirect LED lighting
- LED spot light with background lighting in the entrance area
- LED mood light in kitchen area / plinth of seat bench
- LED mood light with backlighting in round washroom wall
- Night lighting in the floor with LED spotlights, can be switched from entrance and sleeping area
- Living area step to changing room with flush-fitted surface lighting

### TV

- "Quick up" TV pull-out system in side seat bench backrest for 32" Smart LED TV, connection pre-wiring for 32"/40" Smart LED TV

### Alde warm water heating technology

- Alde warm water heating (with separate heating circuit in XL models), operated using 230 V electricity or gas, including 230 V heating cartridge, warm water boiler, venting valves, numerous convectors in drivers cabin, dashboard, living area, double floor and scooter garage
  - Underfloor heating effect due to heated climate storage double floor
  - Additive warm water underfloor heating: Additional heating coils in double floor area of XL washroom
  - Dashboard with targeted heating for additional heating of the drivers cabin: Insulated sandwich area beneath dashboard with warm water heating coils for surface heating
- Booster: Convector package with 2-speed fan underneath driver's seat, additional convector in the entry doorway



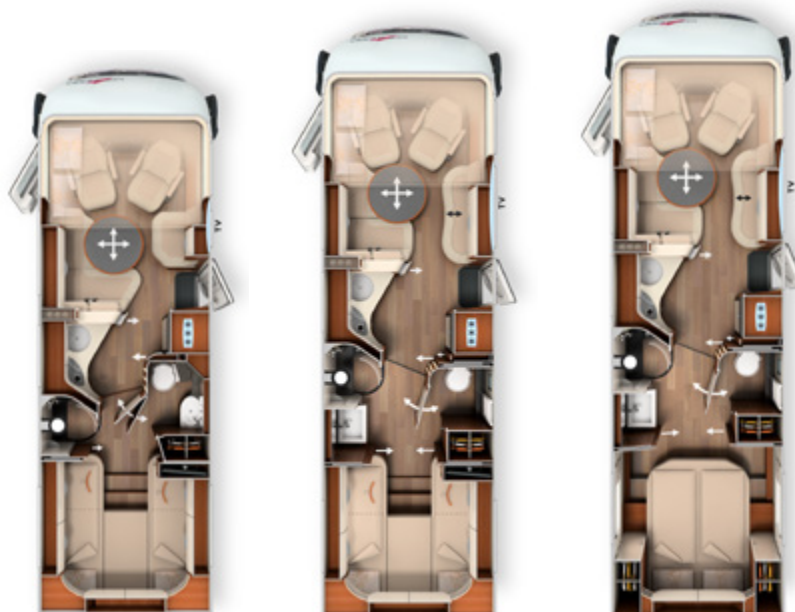
We recommend that you consult your dealer about the price which applies at the point in time when the contract is concluded! <sup>105)</sup>



Please carefully read the legal notes concerning weight-related information on pages 3-6 before concluding the contract!



Alternatively, you can scan the QR code, and you will also receive all of the important information on the subject of weight!



	I 50 LE	I 61 XL LE	I 64 XL QB
Base vehicle	Iveco Daily	Iveco Daily	Iveco Daily
Standard chassis	Ladder-type frame 5.6 t	Ladder-type frame 6.7 t	Ladder-type frame 6.7 t
Base engine	3.0 l diesel (156 PS / 115 kW)	3.0 l diesel (156 PS / 115 kW)	3.0 l diesel (156 PS / 115 kW)
Length / width / height (mm) <sup>1) 2) 3)</sup>	7910 / 2270 / 3125 (3290*)	8600 / 2270 / 3290	8860 / 2270 / 3290
Wheel base (mm)	4350	4750	5100
Double floor height / Double floor storage compartment (mm)	200 / 200	200 / 200	200 / 200
Headroom in living area / changing room / sleeping area (mm)	2110 / 1980	2110 / 1980	2110 / 1980
Rear garage interior height (mm)	1450	1450	1290
Door width / height rear garage at passenger side (mm)	1150 x 1400	1100 x 1280	1150 x 1200
Door width / height rear garage at driver side (mm)	1150 x 1400	1100 x 1280	1150 x 1200
Technically permissible gross vehicle weight (kg) <sup>9)</sup>	5600 / 5.800 <sup>1</sup> / 6.700 <sup>1</sup>	6700	6700
Weight in running order (kg) <sup>6)</sup>	4125 (3919 - 4331)	4615 (4384 - 4846)	4645 (4413 - 4877)
Max. weight of additional equipment in series production specified by the manufacturer (kg) <sup>7)</sup>	1111	1712	1678
Max. towed load (kg) <sup>10)</sup>	3500	3500	3500
Max. number of seats with 3-point safety belt as stand- ard while driving (standard / optional) <sup>5)</sup>	4 / 5 <sup>15)</sup>	4 / 5 <sup>15)</sup>	4 / 5 <sup>15)</sup>
Sleeping berths (standard / optional)	4 / 5	4 / 5	4 / 5
Rear bed dimensions (mm)	2010 / 2030 x 850	2000 / 2000 x 850	2000 x 1450
Drop-down bed dimensions (mm)	1950 x 1600	1950 x 1600	1950 x 1600
Seating area bed conversion dimensions (mm) *	1930 x 1290 / 845	1940 x 1480 / 845	1940 x 1480 / 845
Fridge volume / of which freezer compartment (l)	153 / 29	153 / 29	153 / 29
Heating system	Alde WW	Alde WW	Alde WW
Fresh water volume (l) <sup>52)</sup>	235	235	235
Fresh water tank volume with filling in running order (l)	50	50	50
Waste water volume (l)	200	200	200
Battery capacity (Ah)	2 x 80	2 x 80	2 x 80
230 V / 12 V / USB sockets	5 / 2 / 2	5 / 2 / 2	5 / 2 / 2
Article no.	132308	132338	132342

<sup>1</sup> Optional weight increase to 5.8 t or 6.7 t with Iveco Daily

\* in conjunction with special equipment



Article no.

212090

Super package	Weight	
	kg	£
<b>Chassis options</b>		
Drivers cabin automatic air conditioning <sup>33)</sup>		1,670
ESP with Traction Control and hill holder <sup>41)</sup>		690
Steering wheel with multifunctional buttons option (incl. leather gearshift with manual transmission)		860
Electric handbrake		810
Dashboard finish with chrome inlays		240
Drivers cabin comfort seat with angle adjustment (front)		520
Crank-operated rear supports to prevent swaying in standing position		410
<b>Habitation options</b>		
“Carthago best view” bus mirror system with entrance lighting, electrically adjustable and heatable		370
“Safetylux” XL habitation door (width 63 cm) with safety double locking and “coming home” <sup>17)</sup>		1,530
Central locking for drivers cabin door and habitation door, exterior and scooter garage hatches <sup>98)</sup>		1,020
Scooter garage upgrade with needle felt, luggage nets, fixing system		310
SOG toilet ventilation via roof chimney		330
Alde heat exchanger (use of engine heat)		1,050
Truma DuoControl CS <sup>73)</sup>		390
Designer bar cabinet with glass holder and glass set above kitchen <sup>18)</sup>		440
Carthago 3-piece Nautic set of ship's instruments integrated in the underside of the drop-down bed <sup>53)</sup>		290
Thetford C260 toilet with ceramic insert <sup>92)</sup>		210
USB socket in overhead storage cabinet above rear bed		100
Wiring for solar system		220
Wiring for satellite system		220
Wiring for reversing camera (single lens)		220
Pioneer 6.8" radio / moniceiver incl. DAB+, wiring for radio, roof antenna, speakers (4x) <sup>80) 88)</sup>		980
Reversing camera system with single lens and 7" colour monitor at side in dashboard		1,020
Total price of individual options		13,900
<b>Package price</b>	<b>101</b>	<b>9,430</b>
<b>Your savings</b>		<b>4,470</b>
210330 <b>SURCHARGE</b> Pioneer 9" media centre, incl. navigation, motorhome route guidance, DAB+ <sup>19)</sup>	-	810
210300 <b>SURCHARGE</b> for reversing camera with double lens instead of single lens <sup>83)</sup>	1	620

Article no.

212312

Iveco driver's assistance package <sup>56)</sup>	Weight	
	kg	£
Emergency braking assistant with City Brake (AEBS)		✓
Automatic Cruise Control (ACC) with traffic jam function		✓
Automatic Main Beam Activation		✓
Active lane departure warning assistant with warning alarm		✓
Tyre inflation pressure monitoring system		✓
Rain sensor with automatic dipped beam		✓
<b>Package price</b>	<b>4</b>	<b>7,510</b>

Article no.

212500

Luxury habitation door package	Weight	
Electric self-closing mechanism for quiet closing		✓
Additional LED lighting in door window for “coming & leaving home” function		✓
Keyless access system via RFID-Chip (2x)		✓
Electric door opening support from interior and exterior		✓
<b>Package price</b>	<b>2</b>	<b>990</b>

Article no.

210731

Kitchen / coffee package	Weight	
	kg	£
Inverter for 12 V to 230 V, 1,800 Watt, mains priority circuit		1,730
Capsule coffee machine for coffee machine lift with connection incl. capsule holder and cup set <sup>96)</sup>		510
Total price of individual options		2,240
<b>Package price</b>	<b>12</b>	<b>1,930</b>
<b>Your savings</b>		<b>310</b>

Article no.

210561

210563

Satellite and TV package	Weight	32": 50 LE	40": 61 XL LE, 64 XL QB
	kg	£	£
Smart LED TV 32" <sup>39)</sup>		1,760	-
Electric pull-out for 40" Smart LED TV		-	855
Smart LED TV 40" <sup>39)</sup>		-	1,820
Teleco Flatsat Classic 85 satellite system with CI slot <sup>12) 23)</sup>		3,060	3,060
Total price of individual options		4,820	5,735
<b>Package price</b>	<b>38/46</b>	<b>3,710</b>	<b>4,340</b>
<b>Your savings</b>		<b>1,110</b>	<b>1,395</b>
210213 <b>SURCHARGE</b> Teleco Flatsat Easy Skew Smart 90 / twin LNB for second TV <sup>12) 23)</sup>	2	320	320
210217 <b>SURCHARGE</b> Oyster Vision 85 satellite system with skew / twin LNB for second TV <sup>12) 23)</sup>	9	510	510

Article no.

210580

210584

Sleeping area TV package	Weight	Models: 50 LE, 61 XL LE	Model: 64 XL QB
	kg	£	£
Carthago TV pull-out system for TV cabinet in sleeping area <sup>36)</sup>		690	-
24" Smart LED TV in sleeping area <sup>23) 39)</sup>		1,300	-
Wiring for TV connection incl. cable set in canopy and cover panel		-	260
24" Smart LED TV in sleeping area incl. TV bracket, contact switch <sup>23) 39) 86)</sup>		-	1,730
Total price of individual options		1,990	1,990
<b>Package price</b>	<b>18/13</b>	<b>1,370</b>	<b>1,380</b>
<b>Your savings</b>		<b>620</b>	<b>610</b>
210212 <b>SURCHARGE</b> Teleco Flatsat Easy Skew Smart 90 / twin LNB for second TV <sup>12) 23)</sup>	30	2,790	2,790
210216 <b>SURCHARGE</b> Oyster Vision 85 satellite system with skew and twin LNB for second TV <sup>12) 23)</sup>	37	3,070	3,070

Article no.

210841

210842

Summer air conditioning package	Weight	Model: 50 LE	Models: 61 XL LE, 64 XL QB
	kg	£	£
Truma Aventa comfort roof-mounted air-conditioning system <sup>12)</sup>		2,400	2,400
Electric roof awning (230 V) aluminium frame, grey canvas, length: 5.5 m <sup>43)</sup>		2,670	-
Electric roof awning (230 V) aluminium frame, grey canvas, length: 6.0 m <sup>43)</sup>		-	2,950
Total price of individual options		5,070	5,350
<b>Package price</b>	<b>90/95</b>	<b>4,120</b>	<b>4,340</b>
<b>Your savings</b>		<b>950</b>	<b>1,010</b>

Article No.		£ incl. 20 % VAT	kg	I 50 LE	I 61 XL	I 64 XL QB
<b>Iveco Daily undercarriage</b>						
310010	Iveco Daily Version with total permissible gross weight of 6.7 t (instead of 5.6 t), additional front axle load 2.3 t <sup>31)</sup>	11,510	290	○	x	x
310263	Iveco 21 engine: 207 HP / 152 kW, Euro VI E, incl. 8-speed automatic torque converter transmission <sup>70)</sup>	10,170	128	○	○	○
<b>Iveco Daily 5.6 t: Base vehicle comfort package (package recommended!) <sup>13)</sup></b>						
330600	- Wider-gauge front and rear axle - Special comfort shock absorbers on front and rear axles / full pneumatic suspension rear axle - Front axle alloy wheels with 235/65 R 16C tyres <sup>24)</sup> - Increased load of standard 5.6 t chassis (from 5.6 t to 5.8 t)	10,810	42	○	-	-
<b>Iveco Daily 6.7 t: Base vehicle comfort package (package recommended!) <sup>13)</sup></b>						
330606	- Wider-gauge front axle - Special comfort shock absorbers on front and rear axles / full pneumatic suspension on rear axle - Front axle alloy wheels <sup>24)</sup>	11,830	65	○	○	○
310620	Differential lock on rear axle	1,060	11	○	○	○
331440	Towbar (max. towed load 3,260 kg with Iveco Daily 5.6 t)	2,300	50	○	○	○
331340	Hydraulic 4-channel supporting jack system with automatic levelling <sup>40) 46) 48)</sup>	8,130	130	○	○	○
410010	Entrance step, drivers cabin access, retracted and extracted electrically <sup>34)</sup>	520	5	○	○	○
330070	Drivers cabin heated seats (driver/passenger seat) <sup>62)</sup>	710	2	○	○	○
<b>Habitation exterior</b>						
410150	Additional security locks in the drivers cabin door and habitation door	630	2	○	○	○
410260	"Silverline" exterior colour concept (drivers cabin and habitation in silver) <sup>21)</sup>	3,790	1	○	○	○
410601	Aluminium roof awning frame, grey canvas, length: 5.5 m	2,070	55	○	○	○
410640	Electric roof awning (230 V) aluminium frame, grey canvas, length: 5.5 m <sup>43)</sup>	2,670	60	●	○	○
410670	Electric roof awning (230 V) aluminium frame, grey canvas, length: 6.0 m <sup>43)</sup>	2,950	65	-	●	●
410690	LED light strip at roof awning	310	5	○	○	○
410710	Double floor storage compartment pull-out system with four transport boxes <sup>59)</sup>	880	20	○	○	○
<b>Electrical system</b>						
510040	3rd gel battery option, total: 3 x 80 Ah <sup>94)</sup>	590	25	○	○	○
510061	Electric performance package Iveco Daily 6.7 t: Total of 4 x 80 Ah gel batteries, incl. 44 Ah charger	1,000	50	○	○	○
510054	Lithium ion battery 150 Ah incl. battery computer and separate touch display <sup>55)</sup>	1,950	-34	○	○	○
510055	2nd lithium ion battery 150 Ah, total 300 Ah, including battery computer <sup>55)</sup>	2,140	16	○	○	○
510081	Solar panel system: 2 x 100 Watt <sup>12)</sup>	1,770	13	○	○	○
510101	Solar panel system: 1 x 135 Watt <sup>12)</sup>	1,320	15	○	○	○
510121	Solar panel system: 2 x 135 Watt <sup>12)</sup>	2,120	30	○	○	○
510180	Inverter for 12 V to 230 V, 1,800 W with mains priority circuit	1,730	10	●	●	●
510255	Socket package with additional sockets (3 x 230 V, 2 x USB) <sup>45)</sup>	440	3	○	○	○
510201	Carthago Security alarm system <sup>35)</sup>	1,260	3	○	○	○
510500	Electric windscreen heater with time control	1,150	-	○	○	○
<b>Gas   Water   Miscellaneous</b>						
610021	Gas filter for Truma DuoControl CS (recommended) <sup>95)</sup>	200	0,5	○	○	○
610120	Exterior gas connection behind double floor exterior storage compartment at passenger side	240	5	○	○	○
610060	Fixed gas tank with regulator de-icing heater, 60 litre volume <sup>40) 46)</sup>	1,990	50	○	○	○
610260	Thetford toilet with pump system and septic tank <sup>16) 74)</sup>	2,790	30	○	○	○
610243	Ceramic fixed tank toilet: 120 l capacity <sup>61)</sup>	2,610	25	○	○	○
610300	Septic tank rinsing using grey water circulation pump system	880	5	○	○	○
610500	Aluminium chequered floor for scooter garage	160	20	○	○	○
610520	Safe (fitted in double floor, subject to floor plan)	460	10	○	○	○

Article No.		£ incl. 20 % VAT	kg	I 50 LE	I 61 XL LE	I 64 XL QB
<b>Kitchen   appliances</b>						
550020	Kitchen worktop in high quality Corian	1,410	10	○	○	○
550081	Tec-Tower fridge combination 153 l with separate gas oven <sup>75)</sup>	780	20	○	○	○
550067	Gas oven with grill function in kitchen base unit <sup>37)</sup>	940	12	○	○	○
550284	Capsule coffee machine with connection set incl. capsule holder and cup set <sup>96)</sup>	510	3	●	●	●
<b>Heating   air conditioning</b>						
650190	Additive warm water underfloor heating: Heating coils in lounge seating area <sup>91)</sup>	520	10	○	○	○
650260	Truma Aventa Comfort roof-mounted air conditioning system <sup>12)</sup>	2,400	31	●	●	●
<b>Multimedia</b>						
710029	Pioneer 9" media centre incl. navigation, motorhome route guidance, DAB+ <sup>19)</sup>	1,380	-	○	○	○
710180	Reversing camera system with double lens, shutter including 7" colour monitor <sup>83)</sup>	1,630	7	○	○	○
710548	32" Smart LED TV for TV pull-out system <sup>39)</sup>	1,760	10	●	-	-
710505	40" Smart LED TV incl. electric pull-out system <sup>39)</sup>	2,720	18	-	●	●
710471	Carthago TV pull-out system for TV cabinet in sleeping area <sup>36)</sup>	690	8	●	●	-
710477	Wiring for TV connection in sleeping area incl. cable set and cover panel	260	3	-	-	●
710470	24" Smart LED TV for TV cabinet in sleeping area <sup>23) 25) 39) 87)</sup>	1,300	10	●	●	-
710478	24" Smart LED TV in sleeping area incl. TV bracket, power contact switch, TV signal <sup>23) 39) 86)</sup>	1,730	10	-	-	●
710575	Service camera at waste water tank outlet pipe <sup>85)</sup>	510	0,5	○	○	○
<b>Satellite systems</b>						
750041	Teleco Flatsat Classic 85 satellite system with CI slot <sup>12) 23)</sup>	3,060	28	●	●	●
750046	Teleco Flatsat Easy Skew Smart 90 / Twin LNB for second TV <sup>12) 23)</sup>	3,380	30	○	○	○
750086	Oyster Vision 85 satellite system with skew / twin LNB for second TV <sup>12) 23)</sup>	3,560	37	○	○	○
<b>Interior</b>						
810032	linea nobile world of style <sup>79)</sup>	620	-	○	○	○
810100	Carpet for living area	330	6	○	○	○
810120	Carpet for drivers cabin area	170	1	○	○	○
810465	"Sky Dream Comfort" drivers cabin incl. two panoramic skylights (instead of drop-down bed) <sup>76)</sup>	2,030	10	○	○	○
810361	Electrically operated drop-down bed incl. Carawinx under-springing system	1,460	10	○	○	○
810580	Lounge seating area can be converted into a sleeping area <sup>69)</sup>	530	10	○	○	○
810830	Pull-out living area table	710	1	-	○	○
810660	5th seat in side bench with 3-point seat belt <sup>5) 4) 59)</sup>	920	10	○	-	-
810662	5th seat in side bench with 3-point seat belt <sup>5) 27)</sup>	920	10	-	○	○
<b>Living area materials</b>						
850600	Barcelona (23) - Antara / fabric combination	Standard	-	X	X	X
850610	Venezia - Antara / fabric combination	Standard	-	X	X	X
850710	Ivory part leather - leather / fabric combination	1,320	7	○	○	○
850720	Macchiato part leather (23) - leather / fabric combination	1,320	7	○	○	○
850670	Ivory Supreme part leather - leather/fabric combination	2,040	7	○	○	○
850680	Sand Supreme part leather - leather/fabric combination	2,040	7	○	○	○
850690	Ivory leather	3,260	10	○	○	○
850730	Sand leather	3,260	10	○	○	○
850740	Macchiato leather	3,260	10	○	○	○
850750	Sand Performance leather	3,760	10	○	○	○
850760	Macchiato Performance leather	3,760	10	○	○	○
850501	World of sleeping & decoration set: decorative cushions, bed throw, fitted sheet set <sup>26)</sup>	370	7	○	○	○

## Round rear lounge seating area with electrically extendible TV lounge and unique 4-room concept

### Living area concept:



- Round rear lounge seating area with electrically extendible TV lounge (optional), raised kitchen worktop with vertical wave-form and unique 4 room concept
- (Optional) 40" electrically extendible flat screen
- Integrated Pedelec / scooter garage beneath round lounge seating area with interior height of 114 cm (up to 145 cm in 53 L)
- Electrically lowerable lengthways single bed with spacious bed dimensions and continuous sleeping area of 200/ 195 x 210 cm, can be positioned extra-low for convenient access to the bed via pull-out access steps, large sitting height

### Double floor with huge, heated storage compartment:



- Usable height up to 50 cm (Fiat) / 57 cm (Iveco)
- Exterior access via several large hatches
- Convenient interior access via large living area floor hatches
- Extra deep double floor exterior storage compartment (height 63 cm, width 110 cm) at driver and passenger sides
- Large, central through-loading space (interior height 36 cm (Fiat), 33 cm (Iveco)), with large double floor storage compartment (usable height 36 cm (Fiat), 33 cm (Iveco)), convenient loading also through the XL habitation door via a large, self-supporting living area floor hatches
- Entire double floor heated with climate storage function

### Technology and self-sufficiency:



- Large fresh and waste water reserves (210 l / 155 l)
- Central water drain in double floor (entrance area)
- Alde warm water heating technology with heat booster in drivers cabin
- Real warm water underfloor heating in round rear lounge seating area

## Base vehicle

- Carthago Full-LED headlights (dipped and main beam) including LED daytime driving light
- Fog light
- Fuel tank capacity 90 l
- 16-inch steel wheels

### Fiat Ducato with AL-KO low frame Carthago special

- Engine: 2.2 l diesel Multijet 3 with Adblue (19 l), 180 bhp / 132 kW,
- 4 cylinders, 380 Nm, Euro 6d Final, 9G torque converter transmission, front-wheel drive
- Model 53: Fiat Ducato AL-KO low frame single axle, model 53 L: Fiat Ducato AL-KO low frame double axle
- Reinforced spring on the front axle with increased axle load up to 2.3 t
- Start / Stop system
- Side wind assistant (model 53), cruise control, ABS, ESP, ASR, electric immobiliser, Hillholder, Hill Descent Control, Traction Plus, trailer stability control, collision braking system<sup>65)</sup>
- Driver/passenger airbag<sup>11)</sup>
- Manual air conditioning system
- Glove compartment
- Wheel trim with Carthago lettering
- Mud flaps on front and rear axle
- Fix & Go repair kit

### Iveco Daily

- Engine: HPI Diesel 3.0 l with AdBlue (20 l), 156 HP / 115 kW, Euro VI E, 6-speed gearbox, rear-wheel drive
- Model 53: Iveco Daily 5.6 t (permissible gross weight standard 5.6 t / optionally 5.8 t)
- Model: 53 L: Iveco Daily 6.7 t (permissible gross weight as standard 6.7 t)
- High frame with dual wheels on rear axle
- Front axle with individual wheel suspension and torsion bar suspension, double wishbone and increased axle load capacity, rigid rear axle with parabolic suspension
- ESP, ABS, electric immobiliser, ASR, Hillholder
- Cruise control
- Assistance display (central TFT cluster)
- Towbar preparation (cut-out in GRP rear with electrical wiring)
- Spare wheel with holder beneath garage floor
- Heavy-duty rollers at the rear

## Liner premium-class body construction

- 10-year water ingress guarantee
- Wood-free bodywork with GRP roof and floor covering
- Roof/wall connection via curved roof and frame member
- Roof system rails at side with rainwater deflection function
- Side and rear walls with aluminium on the interior and exterior
- RTM hard foam insulating core in roof, floor and side wall
- Floor to side wall connection using aluminium frame member bonded over its entire surface with additional cold stop
- Total wall and roof thickness, 38 mm
- Body with lightning strike protection / Faraday cage
- Exterior hatches made from the original side wall material "Carthago Isoplus"
- Internal/external flap seal, outer seal as water spray protection
- Exterior hatches and habitation door with internal hinges
- Fuel tank flap flush-mounted into side wall
- Segmented side skirts made from aluminium profile (Fiat)
- GRP bus rear with double-shell insulation, separate rear bumper
- Carthago rear lights with dynamic LED indicators
- Seitz de Luxe habitation window, thermal bridge-free double frame with insulated glazing and flat outer window surface, insect screen roller blind and pleated blackout blind
- LED exterior light above habitation door with rain deflector
- Electrically extending habitation door entrance step with warning buzzer

## Drivers cabin

- Dashboard sloping steeply towards the front (view of road surface in Fiat after 2.77 m)
- Extra-high panoramic windscreen with increased depth
- "Exclusive" designer front mask above windscreen with black panel
- "Liner" engine hood design – visual windscreen extension
- Pleated windscreen blind with insulating honeycomb structure
- Pleated blackout blinds behind rear side windows (operated from the side)
- Mirror arm extension with rain deflection function (Iveco Daily)
- Front mask in GRP, with double-shell insulation
- Drivers cabin door with security double locking, electric windows, rain gutter
- Bus windscreen wiper system with wipers moving in opposing directions (Iveco)
- Soundproofing measures for engine compartment
- Aguti "Roadliner" driver and passenger comfort seats with Carthago label, in same material as living area, padded armrests
- Dashboard with leather-covered moulded part, practical sideboard and preparation for integrated reversing camera monitor and drinks bottle holder
- Leather-covered bottom panelling for drop-down bed including sun visors, with indirect lighting and LED spotlights
- Sideboard at the passenger side with two heating convectors and storage compartment above

### Drivers cabin thermal concept

- Insulating double glazing in drivers cabin: Side and door windows
- Convector package with 2-speed fan (booster) beneath driver's seat
- Dashboard surface targeted heating for additional heating of the drivers cabin (surface heating effect): Integrated heating convectors with circulation baffle plate (double convectors at driver and passenger sides)
- Drivers cabin door entrance: targeted heating with additional convector

## Double floor

- Usable height up to 50 cm (Fiat) or 57 cm (Iveco)
- Outside access via several large hatches
- Interior access via large living area floor hatches
- Central through-loading space (interior height 36 cm (Fiat) or 33 cm (Iveco)) with large double floor storage compartment (usable height 36 cm (Fiat) or 33 cm (Iveco))
- Through-loading storage compartment with lighting and heating
- Double floor floor hatch in changing room area (36 cm usable depth) for convenient unloading of double floor storage compartment

## Large scooter garage

- Model 53: Pedelec scooter garage (Fiat model including wheel lowering at passenger side), interior height 114 cm (= maximum handlebar height for Pedelec / scooter at passenger side), garage height outside of wheel recesses 93.5 cm (Fiat) or 105.5 cm (Iveco)
- Model 53 L: Extra-large scooter garage, interior height up to 128 cm (Fiat) or 145 cm (Iveco)
- Scooter garage load capacity up to 450 kg (model 53 Fiat: 350 kg)
- Large garage hatches at the driver and passenger sides, with gas pressure rods
- Garage floor with GRP on top and bottom, anti-slip coating
- With all-round frostproof insulation and heating
- Lashing system via aluminium frame member, including eight lashing eyes
- Outdoor shower in scooter garage at passenger side (warm / cold)

## Interior

- Siena bicolor world of style: Summer chestnut furniture decor with overhead cabinet doors with bicolor look in high-gloss ivory
- Overhead cabinet and kitchen fronts in Yacht One design, high gloss ivory

## Living area

- Inside of walls and roof with microfibre climate-regulating wall covering
- Heki III panoramic skylight above round lounge seating area
- Three large panorama windows in round lounge seating area
- Luxury living area table, movable in two directions (via foot pedal)
- Seat padding with multilayer premium foam core and back support function
- "Durafix" double connecting technology: Furniture section screwed together and mortised
- Hatch closers with soft closing mechanism
- Roman blind system, vertically adjustable and attachable to living area window
- Model 53 L: Additional storage area behind round lounge seating area, including access to additional storage compartment via two storage flaps, two illuminated glass display cases for six wine glasses and six drinking glasses behind round lounge seating area, including pull-out wine cabinet
- Exclusive living area sideboard with two drawers and large cabinet door

## Kitchen

- Raised kitchen work surface with vertical waveform for visual room partitioning with a large storage cabinet and sliding door running in the opposite direction
- Kitchen work surface in "Savannah" décor with Corian drip edge
- Work surface lit from underneath with LED light strip
- "Easy glide" roller-mounted kitchen drawers, with soft closing mechanism
- Two separate waste bins integrated in kitchen worktop
- Electric central locking in the kitchen area including kitchen worktop, kitchen drawers and kitchen overhead storage cabinets
- Separate drawer for cutlery with organiser, bottle holder
- "Profi Gourmet" 3-ring hob with glass cover, robust cast iron trivet and easy-clean glass shelf
- Round stainless steel sink embedded in work surface with multifunctional sink cover including wall holder for increasing size of work surface
- Designer mixer tap in metal with pull-out spray head
- Kitchen rear wall in cream decorative glass
- Large fridge with door opening at both sides, separate freezer compartment, automatic energy source finder 12 V / 230 V / gas operation
- Slide out storage cabinet, can be pulled out
- Electric roof hood fan

## Washroom & changing room

### Changing room & room partitioning

- Changing room incl. Mini-Heki skylight with sliding door made from solid wood in front of the drivers cabin - luxury washroom door as room partition from living/kitchen area
- Clothes cabinet with three drawers
- Floor-to-ceiling wardrobe with two clothes rails and shelf integrated in the changing room

### Luxury washroom with separate shower room

- Waterproof shower insert in same design as living area floor
- Rain shower with roof light, standing height 1.98 m
- Shower tray and shower corner pillar in dark granite look, shower walls with marble design incl. clothes hooks
- Shower head height-adjustable on chrome rail
- Wash stand base unit with toilet roll holder, mirrored storage cabinet



### Sleeping

#### Electrically operated drop-down single bed above drivers cabin area

- Carawinx medically recommended point elastic sleeping system, heated and ventilated with 7-zone quality cold foam mattress
- Extra-deep lowering of bed with wobble-free support: Access via access steps which can be pulled out at side with extra-high headroom
- Open bookshelf beneath drop-down bed including LED lighting
- Continuous sleeping area with sleeping lengths of up to 200 cm, width 210 cm
- Sliding door beneath drop-down bed for insulation against cold from drivers cabin
- Side windows on driver and passenger side in drivers cabin
- Mini-Heki skylight

### On-board equipment

#### Water

- Fresh water and waste water tank in heated double floor, cleaning opening via living area floor hatches or scooter garage (depending on model)
- Ball type drain valve positioned in the double floor protected from frost (central water drain)
- Low-maintenance water pressure pump system
- Waste water hose set with bayonet connection

#### Gas

- External gas bottle compartment in low position
- Holds 2 x 11 kg gas bottles
- Gas isolation taps in kitchen area

#### Electrical system

- Easily accessible electrical centre in scooter garage, including charger / fuses / fuse protection, 22 A automatic charger, electric control, automatic switch-off when voltage too low, including starter battery charging function
- Heated battery centre, with 2 x 80 Ah gel batteries, in double floor, access via double floor storage compartment at passenger side, with main power switch
- Multifunctional panel behind technical panel above habitation door
- 230 V socket in seating area (model 53: 1 x, model 53 L: 2 x), entrance area, kitchen, washroom, scooter garage
- 12 V socket in drivers cabin (Fiat: 2 x, Iveco: 1 x), Scooter garage
- USB socket in drivers cabin (Fiat: 2 x, Iveco: 3 x), seating area 2 x (model 53 L), sleeping area

#### Innovative light concept

- Lighting system with numerous LED spotlights in drivers cabin, kitchen, living area and changing room with infinitely variable dimming
- LED spotlights in living area above round lounge seating area
- Ceiling canopy with additional LED spotlights and indirect LED lighting
- LED spot light with background lighting in the entrance area
- LED mood light with backlighting in round washroom wall
- Night lighting in floor with LED spotlights, switchable from entrance and seating area

#### TV

- Connection wiring for 40" Smart LED TV in round lounge seating area

### Alde warm water heating technology

- Alde warm water heating, operates from 230 V electricity or gas, including 230 V heating cartridge, hot water boiler, bleeding valves, numerous convector heaters in the drivers cabin, dashboard, living area, double floor and scooter garage
- Underfloor heating effect due to heated climate storage double floor
- Additive warm water underfloor heating: Additional heating coils in double floor area of round lounge seating area
- Dashboard with targeted heating for additional heating of the drivers cabin: Insulated sandwich area beneath dashboard with warm water heating coils for surface heating
- Booster: Convector package with 2-speed fan underneath driver's seat, additional convector in the entry doorway



We recommend that you consult your dealer about the price which applies at the point in time when the contract is concluded! <sup>105)</sup>



Fiat Models:  
180 HP engine as standard



Please carefully read the legal notes concerning weight-related information on pages 3-6 before concluding the contract!



Alternatively, you can scan the QR code, and you will also receive all of the important information on the subject of weight!



	I 53		I 53 L	
Base vehicle	Fiat Ducato	Iveco Daily	Fiat Ducato	Iveco Daily
Standard chassis	AL-KO low frame 40 heavy	Ladder-type frame 5.6 t	AL-KO low frame DA 40 heavy	Ladder-type frame 6.7 t
Base engine	Diesel 2.2 l (180 PS / 132 kW)	3.0 l diesel (156 PS / 115 kW)	Diesel 2.2 l (180 PS / 132 kW)	3.0 l diesel (156 PS / 115 kW)
Length / width / height (mm) <sup>1) 2) 3)</sup>	7830 / 2270 / 3050	7850 / 2270 / 3125	8530 / 2270 / 3050	8550 / 2270 / 3290
Wheel base (mm)	4543	4750	4543 / 800	4750
Double floor height / double floor storage compartment (mm)	360 / 360	330 / 330	360 / 360	330 / 330
Headroom in living area / round lounge seating area in rear (mm)	1980 / 1820		1980 / 1820	
Rear garage interior height	935 / 1140	1055 / 1140	935 / 1280	1150 / 1450
Door width / height rear garage at passenger side (mm)	1150 x 1150	1150 x 1280	1150 x 1150	1150 x 1280
Door width / height rear garage at driver side (mm)	1150 x 1150	1150 x 1280	1150 x 1150	1150 x 1280
Technically permissible gross vehicle weight (kg) <sup>9)</sup>	4500 / 4800 <sup>1</sup>	5600 / 5800 <sup>1</sup>	5000 / 5500 <sup>1</sup>	6700
Weight in running order (kg) <sup>6)</sup>	3875 (3681-4.069)	4205 (3995 - 4415)	4206 (3996-4.416)	4565 (4337 - 4793)
Max. weight of additional equipment in series production specified by the manufacturer (kg) <sup>7)</sup>	433	1202	594	1932
Max. towed load (kg) <sup>10)</sup>	1800	3500	1800	3500
Max. number of seats with 3-point safety belt as standard while driving (standard / optional) <sup>5)</sup>	2 / 4		2 / 4	
Sleeping berths (standard / optional)	2 / 4		2 / 4	
Electrically operated drop-down bed dimensions (mm)	2000 / 1950 x 2100		2000 / 1950 x 2100	
Seating area bed conversion dimensions (mm) *	2000 x 1470 / 1310		2000 x 1470 / 1310	
Fridge volume / of which freezer compartment (l)	153 / 29		153 / 29	
Heating system	Alde WW		Alde WW	
Fresh water volume (l) <sup>52)</sup>	210		210	
Fresh water tank volume with filling in running order (l)	50		50	
Waste water volume (l)	155		155	
Battery capacity (Ah)	2 x 80		2 x 80	
230 V / 12 V / USB sockets	5 / 3 / 3	5 / 2 / 4	7 / 3 / 5	7 / 2 / 6
Article no.	133000	133500	133010	133510

<sup>1</sup> Optional weight increase

\* in conjunction with special equipment

Article no.		216130	212140
Super package	Weight	Fiat	Iveco
	kg	£	£
<b>Chassis options</b>			
Drivers cabin automatic air conditioning <sup>33)</sup>		480	1,670
Higher output alternator <sup>47)</sup>		190	-
ESP with Traction Control and hill holder <sup>41)</sup>		Standard	690
Steering wheel with multifunctional buttons option (incl. leather gearshift with manual transmission)		-	860
Electric handbrake		-	810
Drivers cabin comfort seat with angle adjustment (front), Fiat incl. height adjustment (rear)		520	520
Crank-operated rear supports to prevent swaying in standing position		390	410
Dashboard finish with chrome inlays		-	240
Dashboard finish: Ventilation grille in chrome		220	-
<b>Habitation options</b>			
“Carthago best view” bus mirror system with entrance lighting, electrically adjustable and heatable		370	370
XL habitation door “Safetylux” (W: 63 cm) with safety double locking and “coming home” <sup>17)</sup>		1,530	1,530
Central locking for drivers cabin door and habitation door, exterior and scooter garage hatches <sup>98)</sup>		1,020	1,020
Scooter garage upgrade with needle felt and fixing system		310	310
SOG toilet ventilation via roof chimney		330	330
Alde heat exchanger (use of engine heat)		1,050	1,050
Truma DuoControl CS <sup>73)</sup>		390	390
Carthago set of 3 ship’s instruments		290	290
USB socket in sideboard of lounge rear round seating area		100	100
Wiring for solar system		220	220
Wiring for satellite system		220	220
Wiring for reversing camera (single lens)		220	220
Thetford C260 toilet with ceramic insert <sup>92)</sup>		210	210
Pioneer 6.8" radio / moniceiver incl. DAB+, wiring for radio, Roof antenna, speakers (6 x) <sup>80) 88)</sup>		980	980
Reversing camera system with single lens and 7" colour monitor at side in dashboard		1,020	1,020
Total price of individual options		10,060	13,460
<b>Package price</b>	<b>95/100</b>	<b>7,160</b>	<b>9,020</b>
<b>Your savings</b>		<b>2,900</b>	<b>4,440</b>
210330 <b>SURCHARGE</b> Pioneer 9" media centre, incl. navigation, motorhome route guidance, DAB+ <sup>19)</sup>	-	810	810
210300 <b>SURCHARGE</b> for reversing camera with double lens instead of single lens <sup>83)</sup>	1	620	620

Article no.		212312
Iveco driver’s assistance package <sup>56)</sup>	Weight	
	kg	£
Emergency braking assistant with City Brake (AEBS)		✓
Automatic Cruise Control (ACC) with traffic jam function		✓
Automatic Main Beam Activation		✓
Active lane departure warning assistant with warning alarm		✓
Tyre inflation pressure monitoring system		✓
Rain sensor with automatic dipped beam		✓
<b>Package price</b>	<b>4</b>	<b>7,510</b>

### Article no.

216009

Fiat Infotainment package*	Weight	
	kg	£
Digital instrument cluster with colour display in dashboard <sup>104)</sup>		✓
Leather steering wheel and gear lever, including multifunctional buttons		✓
Fiat 10,1" multimedia system incl. navigation, motorhome route guidance and DAB+ <sup>51)</sup>		✓
<b>Package price</b>	<b>2</b>	<b>2,470</b>

\* The Fiat 10.1" multimedia system replaces the Pioneer 6.8" radio / moniceiver and is taken into consideration in the price. Fiat infotainment package not possible in conjunction with the Pioneer 9" media centre

### Article no.

212500

Luxury habitation door package	Weight	
	kg	£
Electric self-closing mechanism for quiet closing		✓
Additional LED lighting in door window for "coming & leaving home" function		✓
Keyless access system via RFID-Chip (2x)		✓
Electric door opening support from interior and exterior		✓
<b>Package price</b>	<b>2</b>	<b>990</b>

### Article no.

210730

Kitchen / coffee package	Weight	
	kg	£
Inverter for 12 V to 230 V, 1,800 Watt, mains priority circuit		1,730
Capsule coffee maker with connecting kit incl. pull-out system in overhead cabinet with vertical waveform		290
Total price of individual options		2,020
<b>Package price</b>	<b>12</b>	<b>1,710</b>
<b>Your savings</b>		<b>310</b>

### Article no.

210562

Satellite and TV package	Weight	
	kg	£
Electric pull-out for 40" Smart LED TV		855
Smart LED TV 40" <sup>39)</sup>		1,820
Teleco Flatsat Classic 85 satellite system with CI slot <sup>12) 23)</sup>		3,060
Radio incl. wiring in round lounge seating area, DAB+ with CD <sup>81)</sup>		620
Total price of individual options		6,355
<b>Package price</b>	<b>51</b>	<b>4,680</b>
<b>Your savings</b>		<b>1,675</b>
210213 <b>SURCHARGE</b> Teleco Flatsat Easy Skew Smart 90 / twin LNB for second TV <sup>12) 23)</sup>	2	320
210217 <b>SURCHARGE</b> Oyster Vision 85 satellite system with skew / twin LNB for second TV <sup>12) 23)</sup>	9	510

Article no.

210583

Sleeping area / drivers cabin TV package (not in conjunction with office and TV room package)	Weight	
	kg	£
Rigid TV bracket in sleeping area / drivers cabin <sup>36)</sup>		450
24" Smart LED TV incl. speakers <sup>23) 39)</sup>		1,300
Total price of individual options		1,750
<b>Package price</b>	<b>14</b>	<b>1,260</b>
<b>Your savings</b>		<b>490</b>
210212 <b>SURCHARGE</b> Teleco Flatsat Easy Skew Smart 90 and twin LNB for second TV <sup>12) 23)</sup>	30	2,790
210216 <b>SURCHARGE</b> Oyster Vision 85 satellite system with skew and twin LNB for second TV <sup>12) 23)</sup>	37	3,070

Article no.

210585

Office and TV room package (not in conjunction with sleeping area / drivers cabin TV package)	Weight	
	kg	£
Height of TV bracket adjustable via wall profile rail in sleeping area / drivers cabin <sup>36)</sup>		✓
24" Smart LED TV incl. speakers <sup>23) 39)</sup>		✓
Driver and passenger seats can be rotated		✓
Pull-out table surface from sideboard at passenger side		✓
230 V socket set and USB above sideboard at passenger side		✓
<b>Package price</b>	<b>44</b>	<b>2,470</b>
210212 <b>SURCHARGE</b> Teleco Flatsat Easy Skew Smart 90 / twin LNB for second TV <sup>12) 23)</sup>	30	2,740
210216 <b>SURCHARGE</b> Oyster Vision 85 satellite system with skew and twin LNB for second TV <sup>12) 23)</sup>	37	3,010

Article no.

210841

210842

Summer air conditioning package	Weight	Model: I 53	Model: I 53 L
	kg	£	£
Truma Aventa comfort roof-mounted air-conditioning system <sup>12)</sup>		2,400	2,400
Electric roof awning (230 V) aluminium frame, grey canvas, length: 5.5 m <sup>43)</sup>		2,670	-
Electric roof awning (230 V) aluminium frame, grey canvas, length: 6.0 m <sup>43)</sup>		-	2,950
Total price of individual options		5,070	5,350
<b>Package price</b>	<b>90/95</b>	<b>4,120</b>	<b>4,340</b>
<b>Your savings</b>		<b>950</b>	<b>1,010</b>

Article No.		£ incl. 20 % VAT	kg	I 53	I 53 L	I 53	I 53 L
Fiat						Iveco	
Fiat Ducato chassis							
310033	180 HP / 132 kW engine, Euro 6d Final, 9G automatic torque converter transmission <sup>67)</sup>	Standard	-5	X	X	-	-
310042	180 HP / 132 kW engine, Euro VI E (heavy duty), 9G automatic torque converter transmission <sup>67)**</sup>	230	-5	-	O	-	-
330340	16 inch alloy wheels, Fiat	790	-8	O	-	-	-
330345	Fiat 16 inch alloy wheels (double axle)	1,150	-12,5	-	O	-	-
311816	AL-KO "ACS" High Performance front axle spring strut	840	-	O	O	-	-
212400	Weight increase from 4,500 kg to 4,800 kg (incl. AL-KO Air Premium X2 / special aluminium wheels) <sup>28)</sup>	8,220	45	O	-	-	-
212405	Weight increase from 4,500 kg to 4,800 kg (incl. AL-KO Air Premium X4 / special aluminium wheels) <sup>29)</sup>	15,475	50	O	-	-	-
212410	Weight increase from 5,000 kg to 5,400 kg permissible gross vehicle weight (double axle)* <sup>30)</sup>	1,010	-	-	O	-	-
212415	Weight increase from 5,000 kg to 5,500 kg permissible gross vehicle weight (AL-KO Air Premium X2)* <sup>30)</sup>	6,265	60	-	O	-	-
212420	Weight increase from 5,000 kg to 5,500 kg permissible gross vehicle weight (AL-KO Air Premium X4)* <sup>30)</sup>	14,270	82	-	O	-	-
330840	AL-KO Air Premium X2, full pneumatic suspension at rear axle <sup>13)</sup>	4,240	45	O	-	-	-
330860	AL-KO Air Premium X2, full pneumatic suspension at rear axle <sup>13)</sup>	5,255	60	-	O	-	-
330880	AL-KO Air Premium X4, 4-channel full pneumatic suspension at rear/front axle <sup>13) 20)</sup>	11,495	50	O	-	-	-
330900	AL-KO Air Premium X4, 4-channel full pneumatic suspension at rear/front axle <sup>13) 20)</sup>	13,260	82	-	O	-	-
331341	AL-KO HY4 hydraulic supporting jack system at front and rear <sup>48)</sup>	7,330	70	O	O	-	-
311400	Removable towbar	1,690	60	-	O	-	-
311430	Removable tow bar in conjunction with Pedelec scooter garage	2,030	50	O	-	-	-
310630	Leather steering wheel and gear lever	280	-	●	●	-	-
310632	Multi-functional steering wheel (radio remote control via control buttons)	280	-	●	●	-	-
Iveco Daily undercarriage							
310263	Iveco 21 engine: 207 HP / 152 kW, Euro VI E, incl. 8-speed automatic torque converter transmission <sup>70)</sup>	10,170	128	-	-	O	O
330600	<b>Iveco Daily 5.6 t: Base vehicle comfort package (package recommended!) <sup>13)</sup></b>						
	- Wider-gauge front and rear axle						
	- Special comfort shock absorbers on front and rear axles / full pneumatic suspension rear axle	10,810	42	-	-	O	-
	- Alloy wheels on front axle with 235/65 R 16C tyres <sup>24)</sup>						
330606	<b>Iveco Daily 6.7 t: Base vehicle comfort package (package recommended!) <sup>13)</sup></b>						
	- Wider-gauge front axle						
	- Special comfort shock absorbers on front and rear axles / full pneumatic suspension on rear axle	11,830	65	-	-	-	O
	- Front axle alloy wheels <sup>24)</sup>						
310620	Differential lock on rear axle	1,060	11	-	-	O	O
331340	Hydraulic 4-channel supporting jack system with automatic levelling <sup>40) 48)</sup>	8,130	130	-	-	-	O
331440	Towbar (max. towed load 3,260 kg with Iveco Daily 5.6 t)	2,300	50	-	-	O	O
410010	Entrance step, drivers cabin entrance, retracted and extracted electrically <sup>34)</sup>	520	5	-	-	O	O
Other chassis options Fiat / Iveco							
330070	Drivers cabin heated seats (driver/passenger seat) <sup>62)</sup>	710	2	O	O	O	O

\* Optional weight increase 5.4 t / 5.5 t and 180 HP / 132 kW Euro VI E engine (heavy duty) may only be ordered together.

O = special equipment X = standard equipment - = not possible ● = included in package



Article No.		£ incl. 20 % VAT	kg	153	153 L	153	153 L
Fiat						Iveco	
Habitation exterior							
410150	Additional security locks in the drivers cabin door and habitation door	630	2	○	○	○	○
410260	“Silverline” exterior colour concept (drivers cabin and habitation in silver) <sup>21)</sup>	3,790	1	○	○	○	○
410601	Aluminium roof awning frame, grey canvas, length: 5.5 m	2,070	55	○	○	○	○
410640	Electric roof awning (230 V) aluminium frame, grey canvas, length: 5.5 m <sup>43)</sup>	2,670	60	●	○	●	○
410670	Electric roof awning (230 V) aluminium frame, grey canvas, length: 6.0 m <sup>43)</sup>	2,950	65	–	●	–	●
410690	LED light strip at roof awning	310	5	○	○	○	○
410710	Double floor storage compartment pull-out system with four transport boxes	880	20	○	○	–	○
410786	Midi-Heki skylight instead of Mini-Heki above drop-down single bed	370	2	○	○	○	○
410787	Heki III panoramic skylight above round rear lounge seating area	1,120	2	○	○	○	○
Electrical system							
510040	3rd gel battery option, total: 3 x 80 Ah <sup>94)</sup>	590	25	○	○	–	○
510054	Lithium ion battery 150 Ah incl. battery computer and separate touch display <sup>55)</sup>	1,950	-34	○	○	○	○
510055	2nd lithium ion battery 150 Ah, total 300 Ah, including battery computer <sup>55)</sup>	2,140	16	○	○	○	○
510081	Solar panel system: 2 x 100 Watt <sup>12)</sup>	1,770	13	○	○	○	○
510101	Solar panel system: 1 x 135 Watt <sup>12)</sup>	1,320	15	○	○	○	○
510121	Solar panel system: 2 x 135 Watt <sup>12)</sup>	2,120	30	○	○	○	○
510180	Inverter for 12 V to 230 V, 1,800 W with mains priority circuit	1,730	10	●	●	●	●
510221	Extra socket: 12 V overhead storage cabinets round rear lounge seating area	100	0.5	○	○	○	○
510241	Extra socket: 230 V overhead storage cabinets round rear lounge seating area	100	0.5	○	○	○	○
510201	Carthago Security alarm system <sup>35)</sup>	1,260	3	○	○	○	○
510500	Electric windscreen heater with time control	1,150	–	○	○	○	○
Gas   Water   Miscellaneous							
610021	Gas filter for Truma DuoControl CS (recommended) <sup>95)</sup>	200	0,5	○	○	○	○
610120	Exterior gas connection behind double floor exterior storage compartment at passenger side	240	5	○	○	○	○
610060	Fixed gas tank with regulator de-icing heater, 60 litre volume <sup>40)</sup>	1,990	50	–	–	○	○
610241	Thetford toilet with pump system and septic tank <sup>16) 74)</sup>	2,790	30	○	○	○	○
610500	Aluminium chequered floor for scooter garage	160	20	○	○	○	○
610520	Safe (fitted in double floor, subject to floor plan)	460	10	○	○	–	○
Kitchen   appliances							
550020	Kitchen worktop in high quality Corian	1,410	10	○	○	○	○
550081	Tec-Tower fridge combination 153 l with separate gas oven <sup>75)</sup>	780	20	○	○	○	○
550067	Gas oven with grill function in kitchen base unit <sup>37)</sup>	940	12	○	○	○	○
550287	Capsule coffee maker with connecting kit incl. pull-out system	290	2	●	●	●	●
Heating   air conditioning							
650020	Alde: heated floor mat in drivers cabin	560	10	○	○	–	–
650260	Truma Aventa Comfort roof-mounted air conditioning system <sup>12)</sup>	2,400	31	●	●	●	●
650066	Heated towel rail in chrome in washroom	310	5	○	○	○	○

Article No.		£ incl. 20 % VAT	kg	153	153 L	153	153 L
Fiat						Iveco	
<b>Multimedia</b>							
710029	Pioneer 9" media centre incl. navigation, motorhome route guidance, DAB+ <sup>19)</sup>	1,380	-	○	○	○	○
710027	Radio incl. wiring in round lounge seating area, DAB+ with CD <sup>81)</sup>	620	3	●	●	●	●
710180	Reversing camera system with double lens, shutter including 7" colour monitor <sup>83)</sup>	1,630	7	○	○	○	○
710505	40" Smart LED TV incl. electric pull-out system <sup>39) 84)</sup>	2,720	18	●	●	●	●
710461	Additional TV connection in drivers cabin (drivers side) <sup>36)</sup>	310	3	●	●	●	●
710476	Rigid TV bracket in drivers cabin <sup>36)</sup>	450	3	●	●	●	●
710475	24" Smart LED TV in drivers cabin (only in conjunction with TV bracket and connection set) <sup>23) 39)</sup>	1,300	10	●	●	●	●
710575	Service camera at waste water tank outlet pipe <sup>85)</sup>	510	0,5	○	○	○	○
<b>Satellite systems</b>							
750041	Teleco Flatsat Classic 85 satellite system with CI slot <sup>12) 23)</sup>	3,060	28	●	●	●	●
750046	Teleco Flatsat Easy Skew Smart 90 / Twin LNB for second TV <sup>12) 23)</sup>	3,380	30	○	○	○	○
750086	Oyster Vision 85 satellite system with skew / twin LNB for second TV <sup>12) 23)</sup>	3,560	37	○	○	○	○
<b>Interior</b>							
810100	Carpet for living area	330	6	○	○	○	○
810120	Carpet for drivers cabin area	170	1	○	○	○	○
810720	Large mirror on inside of washroom door	150	5	○	○	○	○
810652	Electrically extendible television lounge	950	-	○	○	○	○
810653	Relax head restraints (2 x) for TV viewing seats in round lounge seating area	310	2	○	○	○	○
810581	Round lounge seating area can be converted into a sleeping berth <sup>101)</sup>	530	1	○	○	○	○
810650	3rd & 4th seat at the rear wall in direction of travel incl. head restraints <sup>5)</sup>	1,060	22	○	○	○	○
<b>Living area materials</b>							
850610	Venezia – Antara / fabric combination	Standard	-	X	X	X	X
850710	Ivory part leather – leather / fabric combination	1,320	7	○	○	○	○
850720	Macchiato part leather – leather / fabric combination	1,320	7	○	○	○	○
850670	Ivory Supreme part leather – leather/fabric combination	2,040	7	○	○	○	○
850690	Ivory leather	3,260	10	○	○	○	○
850730	Sand leather	3,260	10	○	○	○	○
850740	Macchiato leather	3,260	10	○	○	○	○
850750	Sand Performance leather	3,760	10	○	○	○	○
850760	Macchiato Performance leather	3,760	10	○	○	○	○
850501	World of sleeping & decoration set: decorative cushions, bed throw, fitted sheet set <sup>26)</sup>	370	7	○	○	○	○

## Hints and additional equipment information



### Service camera at waste water tank drain pipe

The driver can steer the vehicle directly over the waste water shaft using a service camera attached to the underside of the vehicle without the driver or the passenger leaving the vehicle. This provides safe, clean and above all easy emptying of the waste water / grey water.

The procedure can be followed on a central display on the double-DIN monitor of the radio or via the reversing camera monitor.



### Dometic Waeco - reversing camera with double lens and shutter on the rear panel

A compact colour double camera with CMOS image sensor provides an optimum view and reverse view whilst driving, and has a series of practical characteristics for everyday in the premium class motorhome. Includes 140° diagonal viewing angle for reversing camera and a viewing angle of 46° for the long-distance viewing camera, for example. This model also has a motorised protection flap, an extended temperature range of -30 °C to 70 °C and a separate LED window (no dazzling at night-time). The display of distance markers (3 lines) on the monitor and the microphone integrated in the camera also help when reversing.



### Truma Aventa Comfort - powerful roof-mounted air conditioning system with integrated heat pump

The Aventa comfort roof-mounted air conditioning system combines two powerful and efficient devices:

A convenient air conditioning system which powerfully cools and dehumidifies the interior on hot days, and also a heating system with which the Truma Aventa Comfort can also act as a source of heat during the transitional period. Heating operation via a heat pump saves a considerable amount of energy. The air distributor can be set individually, and distributes the air evenly in the interior without draughts. The following are worth a special mention:

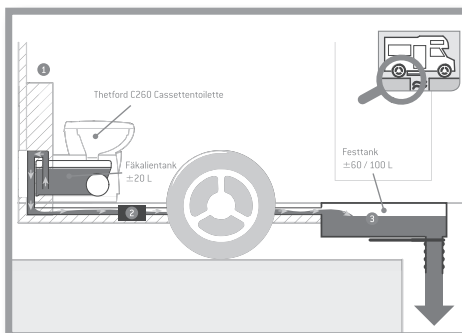
- the powerful cooling and extremely high air capacity with 2400 W
- the sleep function for quiet cooling
- the practical timer function



### Carthago full LED front headlights

The full LED headlights installed as standard in the chic c-line, chic e-line, chic s-plus and liner-for-two model series are also optionally available for the c-tourer. The innovation comes with considerable advantages: Their light colour is approximately equivalent to daylight, and puts less strain on the eyes than other lighting systems. Also, the service life of LED lights is about the same as that of the vehicle – laborious lamp changes are therefore a thing of the past. At the same time, the power consumption is very low and the light output remains almost constant over the entire service life, which is a real safety factor.

The full LED headlights which were exclusively developed with Carthago use the latest LED technology with even brighter illumination of the road surface and the kerb. The basis for this are computer-designed headlight lenses. The Carthago headlights integrate the dipped beam, the main beam, the daytime driving lights and the position lights, and also the indicators.



### Thetford pumping system with septic tank and toilet cassette

You have absolute flexibility and self-sufficiency on your travels with the pumping system with separate septic tank with a capacity of 120 l to 200 l (depending on the model) and a 13 l toilet cassette. With a simple push of a button you operate a powerful pump which transports the waste out of the toilet cassette into the bigger septic tank. The pump uses the grey water from your tank to do this.

You decide whether to dispose of the toilet cassette directly on site or simply pump the faeces into the provided tank.

Maximum self-sufficiency by means of large septic tank volume. Up to 10 days on the road without a disposal station is therefore no problem at all (depending on the model).

## Hints and additional equipment information



### Patented Pedelec scooter garage, loading height extension up to 124 cm in conjunction with push-in and transport system

Two advantages in one with Carthago queen-size bed models:


1. Large Pedelec scooter garage with low, conveniently accessible queen-size bed in rear
2. Loading height extension

The solution: Because the bottom edge of the bed can be swivelled upwards and there is a recess in the floor, bikes with a handlebar height of 124 cm can be transported. The push-in and transport system makes loading child's play. With the additional cover panel, the Pedelec scooter garage can also be used as a level garage floor.



### Carthago Security alarm system with ultrasonic sensors and gas warner

The Carthago security alarm system offers the best possible protection against break-ins: It contains interior monitoring using ultrasonic sensors and a switch for activation and deactivation. The scooter garage (at the driver and passenger sides), the driver's door, the habitation door and the storage compartment hatches (at the driver and passenger side) are monitored using reed contacts. The bonnet is monitored by a door contact switch. The siren, which can be triggered using a handheld transmitter in the event of an alarm or a panic alarm, contains an emergency power supply. Propane, butane and anaesthetic gas are also reliably detected using a gas and auxiliary sensor. Other functions are the actuation of the vehicle's own central locking and a 1-way immobiliser. The alarm system is activated and deactivated using the remote control.



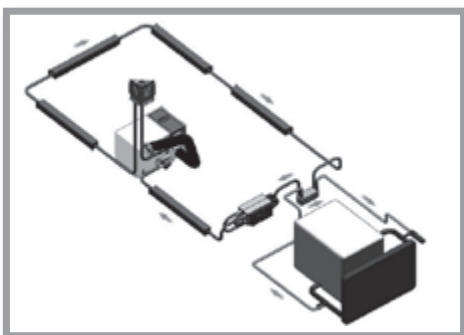
### "Carawinx" medically approved point elastic sleeping system with quality mattress

Following the invention of the sprung slatted frame, the "Carawinx" system is the second revolution in the world of sleeping comfort. The intelligent interaction between the spring elements, the stable crossbar and the supports form the basis for unbeatable lying comfort. The supports are designed to adapt to the shape of the body in all directions because of their flexibility. Because of the large number of support points, the entire body is ergonomically positioned and the strain on the spine is relieved in a pleasant way. In combination with the high-quality 7-zone quality cold foam mattress, which has excellent comfort characteristics, it is as though the bed is "automatically" adapted to the resting body.



### Truma DuoControl CS with crash sensor, automatic changeover and de-icing function

The Truma DuoControl CS is a safety gas pressure regulator with a crash sensor for two gas bottles. If the operating bottle is empty, the system automatically switches to the reserve bottle. Thanks to the integrated crash sensor, the DuoControl CS is optimal for safe operation of gas-powered devices while driving. In the event of an accident, the crash sensor even reacts at slow collision speeds of 15 to 20 km/h. for example. The gas supply is interrupted immediately before damage to the lines and devices can occur. This means: relaxed arrival, a feeling of well-being and safety for all.



### Alde heat exchanger

The cooling system of the vehicle engine can be used to heat the living area with the heat exchanger in conjunction with the Alde central heating system. In order to do this, all you need to do is set the required room temperature on the room thermostat and start the circulation pump of the heating system.

The heating can also operate in the reverse direction using the circulation pump of the base vehicle. In this case, the habitation heating acts as engine pre-heating, whereby the central heating system heats the cooling system of the vehicle engine.

- The price information shown includes the legally applicable rate of VAT of 21 % and excludes shipping and transport costs
- Some vehicles are shown with special features which are available at extra cost
- Some special features can not be installed in all layouts. Your Carthago dealer will be pleased to inform you about installation and technical details regarding the model you choose
- This information is subject to price, design and equipment modifications and also errors. The details relating to scope of supply, appearance and performance comply with the status at the time of printing
- If our suppliers change product designations during the season, we reserve the right to deliver a part type of equivalent value
- Price, dimensions and weights subject to change. The current rate of VAT at the time of delivery shall be valid. All prices are non-binding recommended prices ex works. In the case of price adjustments by sub-contractors or base vehicle manufacturers, the prices will be modified accordingly
- Mattress sizes can differ from the specified bed dimensions
- The installation of optional extras can result in loss of storage space
- Prices for optional extras apply to ex works installation (not retrofitting). These extras must be ordered in good time before the vehicle goes into production! Information about this can be obtained from your Carthago dealer directly
- The option of mounting solar energy and satellite systems depends on the occupation of the roof area
- Any change of the condition of your vehicle as it left the factory can negatively affect driving quality and road worthiness
- Any structural alteration to the vehicle renders liability claims void. The same applies if the customer makes changes to the paintwork / colour of body components
- Deviations from the textures and colours in the illustrations are permitted in as far as they are due to the nature of the materials used and/or are usual in the trade. The same applies to technical changes to the vehicle as long as the overall product quality remains the same or is improved, and the intended use is not affected
- It is possible that inferior-quality clothing can leave marks on the seat covers. This means that the seat covers are discoloured or the dye from the fabrics rubs off. We do not accept any liability for this kind of discolouration
- We recommend always using Carthago extras and having them installed in our factory. We do not accept any liability for damage caused by products not approved by Carthago or by non-permitted alterations. This applies in particular to the installation of parts by workshops not authorised by Carthago. For this reason, please always have all repairs and retrofits carried out by authorised Carthago dealers, and insist on original Carthago accessories
- The water supply system complies with the state of the art in accordance with DIN 2001-2

## Footnotes

## Additional legal and technical information concerning vehicle weights / weight tolerance in running order

- 5) The specification of the maximum permissible number of seats refers to the respective vehicle weight in the series production condition without additional equipment, and specifies the maximum possible number of persons who can be seated while driving. The number of seats also depends on the weight and the axle load. It can therefore be reduced by installing additional equipment (equipment packages, special equipment) or only be achieved by increasing the weight. With additional approved seats (c-tourer only in conjunction with increased load option) the minimum payload per person increases by 85 kg, and the max. weight for additional equipment reduces at the same time. Detailed information can be found on page 4, no. 3. With the optional 5th seat, the double floor through-loading space is slightly limited and the upholstery is not covered in the same fabric as the living area (not the liner-for-two model series).
- 6) In accordance with EU Implementing Regulation No. 2021/535, the weight in running order corresponds to the (unladen) weight of the vehicle with factory-installed standard equipment (including lubricants, tools, tyre repair kit) plus driver (75 kg), 90% full fuel tank, fresh water tank when driving (20 l / from e-line series 50 l), 100% full aluminium gas bottle. The weight specified by the manufacturer for additional equipment is basically dependent on the weight in running order, and is reduced by installing additional equipment (equipment packages, special equipment). Please note that the actual weight which is specified in the Certificate of Conformity (CoC) is also a standard value. Since the weight in running order – as part of the actual weight – has a legally permissible tolerance of  $\pm 5\%$ , the actual weight can deviate from the specified nominal value accordingly. Detailed information can be found on page 3, no. 2.
- 7) The maximum weight for additional equipment specified by the manufacturer must not be exceeded during the selection and configuration of your vehicle. The maximum weight for additional equipment specified by the manufacturer is intended to ensure that the legally prescribed so-called minimum payload is also actually available for the vehicle payload after delivery of a vehicle by the manufacturer. This means that only so much additional equipment can be ordered and installed in the factory that there is still sufficient free weight for luggage and other accessories (the so-called payload) without exceeding the technically permissible gross weight. Detailed information can be found on page 5, no. 5.
- 9) The technically maximum permissible gross weight describes the floor plan-related permissible weight specified by the manufacturer that your motorhome may weigh when loaded (e.g. 3,500 kg, 4,500 kg). The technically permissible gross weight of the vehicle (e.g. 3,500 kg) must not be exceeded under any circumstances while driving. Detailed information can be found on page 3, no. 1.
- 10) The maximum trailer load depends on the total towing weight of the vehicle. The towed load reduces to 1,800 kg with the Fiat Ducato f40 heavy. The trailer load basically depends on the total towing weight: Fiat Ducato AL-KO 6,000 kg, Mercedes-Benz Sprinter AL-KO 5,880 kg. Fiat Ducato f40 heavy option, including 16 inch steel wheels.

## General

- 1) Total vehicle length is the measurement between the front skirt and the rear end.
- 2) Total vehicle width corresponds to the measurement from outer wall to outer wall (wheel arches at the side, approx.: + 100 mm).
- 3) Height changes depending on installation of certain optional accessories. The vehicle height with the Fiat chassis light / heavy / double axle can differ by 50 mm.
- 4) With optional 5th seat, there is no living area window at the passenger side (not XL Models).
- 8) The PSM (Parametrisable Special Module) is an interface between the vehicle and the habitation electronics, and is needed to control the pneumatic suspension.
- 11) Child seats with restraint systems must not be installed on the passenger seat.
- 12) Mounting capability depends on the roof area occupancy. The height of the habitation changes by 130 mm with the optional satellite system and roof-mounted air conditioning system.
- 13) Full pneumatic suspension at rear axle with raise / lower function. Lowering the rear axle pneumatic suspension when the rear supports are extended can damage the vehicle undercarriage.
- 14) The standard roof-mounted fan in the kitchen area is omitted from the chic c-line model range if the roof-mounted air conditioning option is selected.
- 15) In combination with optional 5th seat with 3-point seat belt in models with side bench on passenger side, in chic e-line: Living area window above side bench omitted (not omitted with XL models).
- 16) Thetford manufacturer advice: for correct breakdown of waste and operation of the waste pump system, it is important to use Thetford sanitary additives and Aqua Soft toilet paper. The SOG toilet ventilation, "ventilation via roof chimney", is omitted if the pumping system option is selected. Toilet ventilation takes place via the bottom valve of the cassette on the underfloor of the vehicle. Thetford toilet option with pumping system and septic tank not possible in conjunction with ceramic fixed tank toilet option.
- 17) Central locking can be operated via the radio transmitter in the ignition key. "Coming home" function: Activation of the awning light/drivers cabin door lighting via the remote control in the main key, with automatic switch-off delay.
- 18) Designer bar cabinet with holder for three Carthago wine and long drink glasses.
- 19) Pioneer media centre with touch screen in drivers cabin, wireless Apple CarPlay / Android Auto, Bluetooth, USB interface for connecting portable devices. not possible in conjunction with Mercedes-Benz chassis.
- 20) Full pneumatic suspension with automatic levelling. The overall height of the vehicle increases by 30 mm.
- 21) Roof surfaces finished in white GRP to prevent adverse thermal effects. The surface of the GRP is not of the same quality as a painted exterior panel. Slight colour differences possible in paintwork between drivers cabin and habitation.
- 22) Omission of Mini-Heki skylight in kitchen area.
- 23) If a satellite system and an additional Smart LED TV in the sleeping area is selected, only the satellite system with TWIN can be ordered (for two TV devices).
- 24) Rear axle wheel trims visually match the front axle alloy wheels.
- 25) Additional TV connection option not possible in conjunction with option 710470 24" Smart LED TV, since this is already included.
- 26) Carthago world of sleeping & deco set consisting of one or three decorative cushions (model-dependent), a Jacquard bed throw with woven-in Carthago logo and a fitted sheet set to match the respective model.
- 27) Note for XL models: Three-piece seat padding, cannot be pulled out.
- 28) Weight increase from 4,500 kg to 4,800 kg (AL-KO Air Premium X2, four special alloy wheels with increased load). The axle loads are: front axle 2,250 kg / rear axle 2,700 kg. Weight increase from 4,500 kg to 4,800 kg not possible in conjunction with 16-inch alloy wheels option.
- 29) Weight increase from 4,500 kg to 4,800 kg (AL-KO Air Premium X4, four special alloy wheels with increased load). The axle loads are: Front axle 2,300 kg / rear axle 2,700 kg. Weight increase from 4,500 kg to 4,800 kg not possible in conjunction with 16-inch alloy wheels option.



- 30) The axle loads are: front axle 2,300 kg / rear axle 2 x 1,600 kg.
- 31) Chassis version 6.7 t is equipped with a reinforced frame, weight increase to 6.7 t permissible gross weight.
- 32) The rear axle load increases to 2,500 kg if 16 inch alloy wheels are selected.
- 33) In the event of unfavourable conditions, manual readjustment of the air conditioning system may be necessary.
- 34) Legally required mandatory option with chassis version 6.7 t.
- 35) Option Carthago Security alarm system, including ultrasonic sensors in living area, door and scooter garage contact switch, panic alarm function, indicator activation and gas sensor for anaesthetic, propane and butane gas. The legal recognition of the alarm system by insurance companies is regulated differently depending on the country and cannot be guaranteed by the manufacturer.
- 36) Incl. connection set: Coaxial cable, antenna socket, 12 V socket.
- 37) No drawers in the kitchen base cabinet (quantity depends on the model). Dimensions of oven in kitchen block (in mm): Height 445 x Width 445 x Depth 490. Not possible in conjunction with the Tec-Tower option.
- 39) TV with DVB-T2 tuner receiver (incl. USB, HDMI, Full HD).
- 40) The fixed gas tank and hydraulic supporting jack system options cannot be ordered together - with the exception of models s-plus 61 XL LE, 64 XL QB.
- 41) The top speed is limited to 110 km/h (68 mph) by the ESP safety feature.
- 42) With the Pedelec scooter garage option, the waste water tank volume in c-tourer/ chic c-line vehicles changes to 110 litres and the fresh water volume to 160 l, reduction of scooter garage load capacity by 100 kg. Not possible in conjunction with aluminium chequered floor for scooter garage.
- 43) Note: an inverter is required for use in own on-board power supply (without mains electricity).
- 45) Position: Lounge seating area (230 V, USB), sleeping area rear overhead compartment (230 V, USB), scooter garage (230 V).
- 46) The standard double floor exterior storage compartment behind the habitation door is omitted if this option is selected (does not affect XL models).
- 47) The charge booster is incorporated between the alternator and the starter and also the habitation battery, and ensures that the alternator generates power during travel until the batteries are charged.
- 48) With option HY4 hydraulic supporting jack system (Fiat: HY 4, Iveco: E&P), the mechanical supporting jacks are omitted. Hydraulic supporting jack system with automatic levelling option.
- 49) Optional weight increase incl. "ACS" High Performance front axle spring strut.
- 51) Multimedia system (Mercedes-Benz: 10.2" display; Fiat: 10.1" display), Bluetooth connectivity with audio streaming and hands-free function, Smartphone integration via Android Auto or Apple CarPlay, USB interface for connecting portable devices. Mercedes-Benz: Vehicle weights and vehicle dimensions cannot be stored separately in the navigation system.
- 52) The specified fresh water volume already includes the volume of the boiler.
- 53) With the Sky Dream Comfort option, the ship's instruments set is integrated in the drivers cabin overhead storage cabinet.
- 54) The supplied roof antenna in the Mercedes-Benz variant also contains a GPS function.
- 55) The optional lithium ion batteries replace the standard gel battery/batteries. The battery status display can be accessed via a free app and touch display with 18 A automatic charger.
- 56) When choosing the driver's assistance package, the required radar sensor is integrated in the radiator grille.
- 57) Reinforced front axle spring for optimised ride comfort not possible in conjunction with AL-KO "ACS" High Performance front axle spring strut
- 59) Double floor storage space pull-out system option including four transport boxes. Not possible in conjunction with optional 5th seat (in models 50 LE, 51 QB. Possible in models 61 XL LE, 64 XL QB, but there is a risk of collision if they are used at the same time).
- 61) Ceramic fixed tank toilet option not possible in conjunction with Thetford toilet option with pumping system and septic tank. Cleaning spray nozzle with Gardena connection (attention: double floor storage compartment restriction).
- 62) Drivers cabin heated seats option (driver / passenger seat) 2 settings.
- 63) Truma Combi 6E option not possible in conjunction with Alde warm water heating option.
- 64) Designer bar cabinet with holder for two Carthago wine glasses and two Carthago long drink glasses.
- 65) The collision braking system automatically triggers braking in the event of a collision in order to prevent or lessen the effects of a possible secondary collision.
- 66) Aluminium chequered floor option not possible in conjunction with Pedelec scooter garage.
- 67) 4-cylinder engine with 2.2 litre engine, 140 HP: 350 / 380 Nm, 180 PS engine: 380 / 450 Nm.
- 68) 9G automatic torque converter transmission with Fiat Ducato f35 only possible in conjunction with 16 inch steel wheels or 16 inch alloy wheels option.
- 69) The foot pedal for adjusting the table is omitted in the option with the lounge seating area with a lowerable table top which can be converted into a sleeping berth. The lever for adjusting the table is beneath the table top in this variant.
- 70) Iveco 21 engine option: 3.0 l Euro VI, 4 cylinder, 207 HP / 152 kW, 470 Nm, incl. 8-speed automatic torque converter transmission.
- 71) Push-in and transport system option for 2 Pedelecs/E-bikes only in conjunction with Pedelec scooter garage.
- 73) Truma DuoControl CS with crash sensor, automatic changeover and de-icing function option.
- 74) chic e-line tank volume: 13 l cassette plus 110 l septic tank.  
chic s-plus tank volume: Cassette 13 l plus 112 l septic tank. Liner-for-two tank volume: 13 l cassette plus 60 l septic tank.
- 75) Tec-Tower fridge combination 153 l option, with door opening at both sides, separate freezer compartment and gas oven. Not possible in conjunction with gas oven in kitchen base unit option.
- 76) "Sky Dream comfort" option with surrounding overhead storage cabinets above lounge seating area and drivers cabin, two large panoramic skylights integrated in the suspended designer roof liner with indirect ambient lighting instead of drop-down bed.
- 77) casablanca world of style: Noble Cherry furniture decor with overhead cabinet doors in high gloss ivory.
- 78) linea progressiva world of style: Golden acacia furniture decor in bicolor look with overhead cabinet doors in high-gloss ivory, overhead cabinet underside in matt pearl white.
- 79) linea nobile world of style: Furniture decor and overhead cabinet fronts in Noce Fino, kitchen fronts with high gloss ivory and lotus white bicolor look.
- 80) Radio/moniceiver option with touch screen in drivers cabin, Bluetooth and USB interface for connecting portable devices.
- 81) Radio with DAB+ with CD, music control via USB, App Connect, incl. wiring for radio in living area round rear lounge seating area above sideboard (with automatic changeover to habitation battery).
- 82) Reversing camera system with single lens and 7" colour monitor integrated at side in dashboard.
- 83) Reversing camera system, double lens and shutter on rear wall incl. 7" colour monitor at side of dashboard.
- 84) Option 40" Smart LED TV incl. electric pull-out system only possible in conjunction with radio in round lounge seating area.
- 85) Service camera at waste water tank drain pipe with display via double-DIN or monitor in dashboard.
- 86) 24" Smart LED TV incl. TV bracket, speakers and integrated contact switch wirelessly integrated in television wall for sleeping area (only in conjunction with connecting set)
- 87) 24" Smart LED TV in sleeping area, integrated into the furniture design (only in sleeping area TV package)
- 88) Speakers in drivers cabin (2x) and lounge seating area (2x, liner-for-two: 4x), DVB-T2 reception.
- 89) Option with single light modules. Not comparable with the Carthago full LED front headlights.
- 90) If the package is selected, in order to reduce the weight of the vehicle, individual constituents of the series production configuration or the Basic Plus package are replaced (fuel tank 60 l / 65 l) or removed (SOG toilet ventilation, waste water hose set, solar system wiring). The replacement or removal of individual options has been taken into consideration and offset in the package price.
- 91) Additive warm water underfloor heating option: additional heating coils in double floor area of lounge seating area. Also in drivers cabin in chic s-plus.
- 92) Thetford C 260 toilet with ceramic insert and 3-stage filling level display option.
- 93) Because of the maximum front axle load of 2.1 t, the maximum number of seats is 3.
- 94) 3rd gel battery option, total: 3 x 80 Ah with chargers 2 x 16 A = 32 A.
- 95) It is recommended to order the gas filter in conjunction with the Truma DuoControl CS option, since the manufacturer of the Truma DuoControl invalidates the warranty if the gas pressure regulator and valves become defective or damaged because of oil or other foreign materials in the liquid gas.
- 96) The cup set consists of two coffee cups and two espresso cups.
- 98) Central locking not for gas bottle hatch and toilet hatch.
- 99) 4-cylinder engine with 2.0 l, max. 400 Nm.
- 101) The luxury living area table is smaller if the round lounge seating area which can be converted into a sleeping berth option is selected.
- 103) Kitchen / coffee package or voltage converter option with c-compactline/ c-tourer only possible in conjunction with an additional battery (gel / lithium).
- 104) Digital instrument cluster with colour display in dashboard for optimum networking with the Fiat 10.1" multimedia system for displaying 3D navigation maps and driver assistance systems.
- 105) The prices are recommended retail prices. Because of the cost and price developments on the procurement markets, which are extremely volatile and can therefore not be calculated over the long term, the right is reserved to adjust our prices to our dealers and also make an appropriate price adjustment to our recommended retail prices. Of course, we endeavour to pass on appropriate pricing to the market at all times. You are advised to consult your dealer about the price that applies at the point in time when the contract is concluded.
- 106) The battery status display can be accessed via a free app with an 18 Ah automatic charger.





Notes concerning the details in this price list: all previous price list become invalid when this price list appears. Changes may occur during the model year after the editorial deadline for this printed document in July 2023. The manufacturer reserves the right to make structural and design changes that become necessary, provided that they are in the interest of technical progress and are reasonable for the customer, plus changes to equipment, differences in colour combinations or individual colour shades, material quality differences and changes to the scope of delivery on the part of the manufacturer. This also applies to colour differences on basic vehicles, insofar as they are a result of changes made by the basic vehicle manufacturer. Please consult your dealer for detailed advice concerning the status of the current product or series.

The information about the scope of delivery, appearance, performance, dimensions and weights of the vehicles (differences within the scope of the factory tolerances ( $\pm 5\%$  max.) are possible and permissible) corresponds to the state of knowledge at the time of going to print. Please be aware that some of the vehicles are depicted with special equipment for which an additional charge applies. In some cases they are shown with equipment features that do not correspond to the series production version and can also not be ordered as special equipment.

Prior written consent from Carthago Reisemobilbau GmbH is required for the reprinting of this publication or extracts thereof. The information in this publication is compliant with the German StVO and StVZO (road traffic and road traffic licensing regulations). Mistakes, translation errors and printing errors excepted. All information is based on the characteristics of the German market.

Printed in Germany.

© Carthago Reisemobilbau GmbH, 88326 Aulendorf,  
Tel. +49 7525 9200-0