

PREMIUM CLASS 2023

A-CLASS

PRICE LIST 23 EN

valid from 01.08.2022



carthago[®]
Das Reisemobil.

Table of contents

LIGHTWEIGHT PREMIUM CLASS

COMFORT - PREMIUM CLASS

LINER-PREMIUM CLASS



Biggest chassis selection in the premium class 3

c-compactline Super-Lightweight 4-9

The lightest motorhome of the 3.5 t premium A-Class, suitable for remote areas thanks to the 15 cm narrower exterior width and compact vehicle lengths



AL-KO



c-tourer Lightweight 10-19

The c-tourer Lightweight models impress with their short vehicle lengths of up to 7 m, their perfect handling and their amazingly light own weight. Thanks to the Carthago lightweight construction technology, they are ideal for certification within the 3.5 t weight class



AL-KO



Mercedes-Benz
AL-KO



c-tourer Comfort 10-19

If certification within the 3.5 t weight class is not essential and comfort is more important than weight, the c-tourer Comfort models offer the right solution



AL-KO



Mercedes-Benz
AL-KO



chic c-line / chic c-line superior / chic c-line XL 20-33

The fascination of the Carthago Liner class: elegance, comfort and extravagance



AL-KO
SA/DA



Mercedes-Benz
AL-KO
SA/DA



chic e-line / chic e-line XL 34-45

The jewel in the crown of the Carthago Liner class: more comfort, more self-sufficiency, more independence



AL-KO
SA/DA



Mercedes-Benz
AL-KO
SA/DA



chic s-plus / chic s-plus XL 46-53

The powerhouse of the Carthago Liner class on the Iveco Daily 5.6 t / 6.7 t with high-traction rear-wheel drive/ dual wheels



5.6 t/6.7 t



liner-for-two new generation 54-63

Round rear lounge seating area with electrically extendible TV lounge and unique 4-room concept



AL-KO
SA/DA



5.6 t/6.7 t

Tips and additional equipment information 64-65

General notes & footnotes 66-67

The biggest chassis selection in the premium class

The choice is yours!

Are you looking for a premium motorhome which is perfect for you? We can provide up to three different base vehicles, depending on the model range and the model: Fiat Ducato, Mercedes-Benz Sprinter with AL-KO low frame Carthago special chassis as a single or twin axle vehicle and the Iveco Daily with the robust ladder-type high frame chassis, rear-wheel drive and dual rear wheels. All three base vehicles

have clearly defined advantages – just pick the chassis which is the most suitable for your practical needs. However, all chassis versions have one thing in common: in conjunction with the Carthago Premium DNA, motorhomes are created which have unique exclusivity and quality, and provide maximum safety. You can count on that!



AL-KO



Mercedes-Benz

AL-KO

IVECO
DAILY

5.6 t/6.7 t

Base vehicle	Fiat Ducato				Mercedes-Benz Sprinter			Iveco Daily		
Available for	c-compactline / c-tourer	chic c-line	chic e-line / liner-for-two		c-tourer	chic e-line / e-line		chic s-plus / liner-for-two		
Drive and running gear										
Chassis type	AL-KO low frame special light (f35, f40)	AL-KO low frame Carthago special (f40)	AL-KO low frame Carthago special (f40)		AL-KO low frame Carthago special 415 CDI			Ladder-type high frame		
Motorisation recommendation	2.2 l with 180 HP	2.2 l with 180 HP	2.2 l with 180 HP		2.0 l with 170 HP			3.0 l with 207 HP		
Emissions level	Euro 6D Final	Euro 6D Final / Euro VI E	Euro 6D Final / Euro VI E		Euro VI E			Euro VI E		
Drive type	Front-wheel drive	Front-wheel drive	Front-wheel drive		Front-wheel drive			Rear wheel drive with dual wheels on rear axle		
Maximum permissible gross vehicle weights										
Chassis version	Single axle	Single axle	Twin axle	Single axle	Twin axle	Single axle	Single axle	Twin axle	5.6 t	6.7 t
Maximum technically permissible gross weight (kg) *	3500 / 4250 / 4500	4500	5500	4800	5500	4500	4500	5500	5800	6700
Maximum front axle load (kg)	2100	2100	2300	2300	2300	2100	2100	2100	2300	2600
Maximum rear axle load (kg)	2500	2500	2 x 1700	2700	2 x 1700	2430	2430	2 x 1800	3700	4690
Maximum rear axle load (kg) **	2000	1800	1800	1800	1800	2000	2000	1600	3260	3500
Total towing weight (kg)	6000	6000	6000	6000	6000	5880			9100	10700
Maximum permissible number of persons	4 / 5	5	5	5	5	5	3	5	5	4
Additionally selectable special equipment	High	Medium	High	Medium	High	High	Medium	Low	Medium	High
3.5 t weight class	yes	no	no	no	no	yes	no	no	no	no

* partially in conjunction with increased load options

** in conjunction with the total towed load

The lightest motorhome in the A-Class 3.5 t Premium

class: Suitable for remote areas thanks to the 15 cm narrower exterior width and the compact vehicle lengths

The Super Lightweight Premium Class:

- Ready to drive from just 2,845 kg
- Height, practically-orientated payload, also in the 3.5 t weight class
- Further weight reduction of up to 22.5 kg possible with optional 16 inch aluminium wheels and lithium-ion battery

Double floor with huge, heated storage compartment:

- Usable height up to 55.5 cm
- Exterior access via several large hatches. Convenient interior access via the seat bench cover of the L-shaped lounge seating area and the lift-up side seat bench (model-dependent) and large living area floor hatches
- Large, central through-loading space (interior height 22 cm), with extra-low double floor storage compartment (usable height 46 cm), convenient loading also through XL habitation door via a large, self-supporting living area floor hatch
- Entire double floor heated with climate storage function

AL-KO low frame Carthago special light:

- Permissible gross vehicle weight 3.5 t to 4.25 t

Carthago body concept for Liner premium class:

- High-stability chassis connection using frame members (roof-wall / floor-wall)
- Entirely wood-free construction with water-repellent RTM hard foam insulating core
- Interior walls and inside of roof made from aluminium
- Micro-fibre climate-regulating wall covering

Base vehicle**Fiat Ducato with AL-KO low frame Carthago special light**

- Engine: 2.2 l diesel Multijet 3 with Adblue (19 l), 180 bhp / 132 kW, 4 cylinders, 350 Nm, Euro 6d Final, 9G torque converter transmission, front-wheel drive
- Fuel tank capacity 90 l
- Side wind assistant, cruise control, ABS, ESP, ASR, electric immobiliser, Hillholder, Hill Descent Control, Traction Plus, trailer stability control, collision braking system ⁶⁵⁾
- Driver / passenger airbag ¹¹⁾
- Start / Stop system
- Manual air conditioning system
- Glove compartment
- LED daytime driving lights
- Mud flaps on front and rear axle
- Fix & Go repair kit

Liner premium-class body construction

- 10-year water ingress guarantee
- Wood-free bodywork with GRP roof and floor covering
- Roof/wall connection via curved roof and frame member
- Roof system rails at side with rainwater deflection function
- Side and rear walls with aluminium on the interior and exterior
- RTM hard foam insulating core in roof, floor and side wall
- Floor connected to side wall via aluminium frame member glued over its entire surface and with additional cold stop
- Total wall and roof thickness, 38 mm
- Exterior hatches made from the original side wall material "Carthago Isoplus"
- Internal/external flap seal, outer seal as water spray protection
- Exterior hatches and habitation door with internal hinges
- Fuel tank flap flush-mounted into side wall
- Segmented side skirts made from aluminium profile
- 4-part rear frame with separate rear bumper
- Carthago rear lights with Carthago "C" branding in LEDs
- Seitz S4 habitation window, double frame with insulated glazing and no thermal bridge, insect screen roller blind and pleated blackout blind
- LED exterior light above habitation door with rain deflector
- Electrically extending habitation door entrance step with warning buzzer

Driver's cabin

- Dashboard sloping steeply towards the front (view of road surface after 2.77 m)
- Pleated windscreen blind with insulating honeycomb structure
- Pleated blackout blinds behind rear side windows (operated from the side)
- Front mask in GRP, with double-shell insulation
- Driver's cabin door with security double locking, electric windows, rain gutter
- Soundproofing measures for engine compartment
- Aguti driver and passenger comfort seats with seat belt integration, in same material as living area, padded armrests
- Dashboard with practical sideboard and preparation for integrated reversing camera monitor and drinks bottle holder
- Leather-covered bottom panelling for drop-down bed including sun visors, LED spotlights and storage compartments at the side

Double floor

- Usable height up to 55.5 cm
- Through-loading storage compartment with lighting and heating
- Outside access via several large hatches
- Interior access via the L-shaped lounge seating area with patented fitting, lift-up side seat bench (not model 141 LE) and via the large living area floor hatches in the entrance area
- Central through-loading space (interior height 22 cm) with low double floor storage compartment (usable height 46 cm)

Large scooter garage

- Scooter garage load capacity up to 350 kg
- Large garage door at drivers side, additional door at passengers side
- Garage floor with GRP on top and bottom, anti-slip coating
- With all-round frostproof insulation and heating
- Lashing system via aluminium frame member, including eight lashing eyes

Interior

- epic world of style: brilliant ash furniture decor with overhead cabinet doors in high gloss ivory

Living area

- Inside of walls and roof with microfibre climate-regulating wall covering
- L-shaped lounge seating area with side seat bench (model 141 LE with pull-out side seat)
- Wall cladding behind side seat with leather look (not model 141 LE)
- 360° living room table, rotatable using a foot pedal and movable in two directions
- Swivel-out shoe cabinet with holding system in the plinth of the seat bench, including LED mood lighting
- Seat padding with multilayer premium foam core and back support function
- "Durafix" double connecting technology: Furniture section screwed together and mortised
- Hatch closers with soft closing mechanism
- Curtain system including removable decorative curtain

Kitchen

- Kitchen work surface as visual room divider and additional worktop (not models 141 LE, 143 LE)
- Kitchen worktop surface in scratch-resistant shale decor
- Work surface lit from underneath with LED light strip
- Kitchen units with cutlery drawer
- Separate waste bins in separate hygiene area
- "Easy glide" roller-mounted kitchen drawers, with self and soft closing mechanism
- "Profi Gourmet" 3-ring hob with one-piece glass cover, robust cast iron trivet and easy-clean glass shelf
- Round stainless steel sink embedded in work surface with multifunctional sink cover including wall holder for increasing size of work surface
- Metal version of water fitting at practical pan height
- Slimtower with door opening at both sides, with separate freezer compartment, automatic energy source selection 12 V / 230 V / gas operation
- Mini-Heki skylight

Washroom & changing room

Changing room & room partitioning

- Changing room with lockable washroom door to living area (not model 138 DB)

Combined washroom with separable round shower (Models 138 DB, 143 LE)

- Towel rail above round shower
- Shower head height-adjustable on chrome rail
- Mini-Heki skylight
- Wash stand base unit with toilet roll holder, mirrored storage cabinet

Vario swivelling washroom (model 141 LE)

- Interior swivelling wall with large mirror and washbasin
- "One level" shower access
- Shower head height-adjustable on chrome rail
- Mini-Heki skylight
- Shower area with sectional shower door and as privacy screen at same time when changing room is open
- Wooden toilet lid

Sleeping

Drop-down bed above the driver's cabin area

- Slatted frame and quality mattress
- Extra-low positioning of the bed: Access via side seat
- Sturdy support in sleeping position, bookshelf and LED spotlights
- Dividing curtain between drop-down bed and living area

Fixed beds in rear area

- Two-part heated and ventilated slatted frame
- 7-zone quality cold foam mattress
- Mini-Heki skylight
- Habitation window in rear wall above bed (model 138 DB)

Lengthways single beds

- Raisable head section
- Sleeping area extension between the lengthways single beds
- Wardrobes beneath the beds, lowered into the double floor, with lift function and divided mattress
- All-round overhead storage cabinets

On-board equipment

Water

- Fresh water and waste water tank in heated double floor, cleaning opening via living area floor hatches or scooter garage (depending on model)
- Central water drain in central double floor
- Low-maintenance water pressure pump system

Gas

- Gas bottle compartment in rear area, accessible via separate gas compartment door
- Holds 2 x 11 kg gas bottles
- Gas isolation taps in kitchen area

Electrical system

- Electrical centre in scooter garage including charger, fuses, fuse protection, 16 A automatic charger with automatic shut-off in the event of low voltage
- Heated battery centre, 1 x 80 Ah gel battery, in double floor, access via floor storage compartment, main power switch
- Truma CP+ digital control panel for warm air heating, behind technical panel above habitation door
- 230 V socket in seating area, kitchen, washroom, scooter garage
- 12 V socket in driver's cabin (2 x)
- USB socket in driver's cabin (2 x)

Innovative light concept

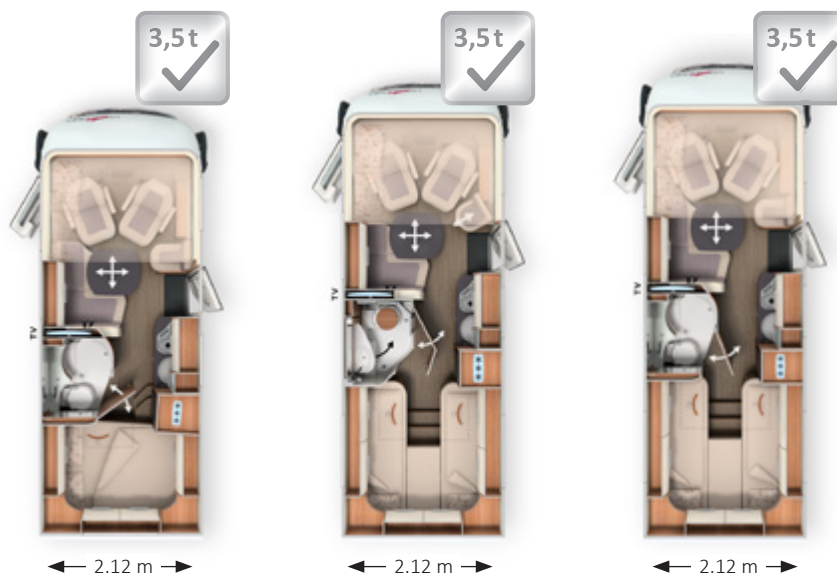
- Ceiling canopy with additional LED spotlights and indirect LED lighting
- LED mood light in plinth of seat bench
- Main light and ambient lighting can be switched separately

Heating technology

- Warm air outlets in driver's cabin, dashboard front, door entrances, living area, double floor and scooter garage
- Dashboard with targeted heating with widespread heating effect
- Underfloor heating effect due to heated climate storage double floor



We recommend that you consult your dealer about the price which applies at the point in time when the contract is concluded! ¹⁰⁵⁾



	I 138 DB	I 141 LE	I 143 LE
Base vehicle	Fiat Ducato	Fiat Ducato	Fiat Ducato
Standard chassis	AL-KO low frame 35 light	AL-KO low frame 35 light	AL-KO low frame 35 light
Base engine	Diesel 2.2 l (180 bhp / 132 kW Automatic)	Diesel 2.2 l (180 bhp / 132 kW Automatic)	Diesel 2.2 l (180 bhp / 132 kW Automatic)
Length / width / height (mm) ^{1) 2) 3)}	6410 / 2120 / 2890	6670 / 2120 / 2890	6950 / 2120 / 2890
Wheel base (mm)	3525	3525	3800
Double floor height / double floor storage compartment (mm)	220 / 460	220 / 460	220 / 460
Headroom in living area (mm)	1980	1980	1980
Rear garage interior height (mm)	1200	1200	1200
Door width / height rear garage at passenger side (mm)	925 x 1140	1050 x 1140	1050 x 1140
Door width / height rear garage at driver side (mm)	680 x 1140	850 x 1140	850 x 1140
Technically permissible gross vehicle weight (kg)	3500 / 4250 ¹	3500 / 4250 ¹	3500 / 4250 ¹
Weight in roadworthy condition (kg) ^{6) 7) 9)}	2845	2875	2955
Unladen weight in finished factory condition (kg) ⁸⁾	2660	2690	2770
Max. towed load (kg) ¹⁰⁾	2000	2000	2000
Max. number of seats with 3-point safety belt as standard while driving standard	4	4	4
Sleeping berths (standard / optional)	4 / 5	4	4 / 5
Rear bed dimensions (mm)	1960 x 1470 / 1350	2000 / 1900 x 850	2000 / 1900 x 850
Drop-down bed dimensions (mm)	1800 x 1600	1800 x 1600	1800 x 1600
Seating area bed conversion dimensions (mm) *	1890 x 1100 / 675	-	1890 x 1100 / 675
Fridge volume / of which freezer compartment (l)	133 / 12	133 / 12	133 / 12
Heating system	Truma Combi 6	Truma Combi 6	Truma Combi 6
Fresh water volume (l) ⁵²⁾	150	150	150
Waste water volume (l)	140	140	140
Battery capacity (Ah)	80	80	80
230 V / 12 V / USB sockets	5 / 2 / 2	5 / 2 / 2	5 / 2 / 2
Article no.	110010	110025	110014

¹ Optional Fiat Ducato f40 heavy chassis variant

* in conjunction with special equipment

Article no. 216032

Basic-Plus package	Weight	
	kg	£
Chassis options		
Carthago wheel trims		70
“Carthago best view” bus mirror system in black / white, electrically adjustable and heatable		360
Driver's cabin automatic air conditioning ³³⁾		470
Higher output alternator ⁴⁷⁾		185
Driver's cabin comfort seats with tilt and height adjustment (front / rear)		505
Dashboard finish: ventilation grille in chrome		210
Wiring for radio with roof antenna with DAB+, speakers (4 x) ⁸⁸⁾		395
Pioneer 6.8" radio / moniceiver incl. DAB+ ⁸⁰⁾		570
Habitation options		
Midi-Heki skylight with LED spotlights above the L-shaped lounge seating area		600
Large scooter garage door at driver's side		505
XL habitation door “premium two 2.0” (width 63 cm) with double locking, window and anti-insect blind		465
SOG toilet ventilation via roof chimney		325
Waste water hose set for comfortable disposal		105
USB socket in overhead storage cabinet above rear bed		100
Wiring for electric extractor hood		210
Wiring for solar system		210
Wiring for satellite system		210
Wiring for reversing camera (single lens)		210
Total price of individual options		5,705
Package price	36	4,740
Your savings		965
210330 SURCHARGE Pioneer 9" media centre, incl. navigation, motorhome route guidance, DAB+ ¹⁹⁾	-	795

Article no. 216009

Fiat Infotainment package*	Weight	
	kg	£
Digital instrument cluster with colour display in dashboard ¹⁰⁴⁾		✓
Leather steering wheel and gear lever, including multifunctional buttons		✓
Fiat 10,1" multimedia system incl. navigation, motorhome route guidance and DAB+ ⁵¹⁾		✓
Package price	2	2,430

* The Fiat 10.1" multimedia system replaces the Pioneer 6.8" radio / moniceiver and is taken into consideration in the price. Fiat infotainment package not possible in conjunction with the Pioneer 9" media centre

Article no. 212009

Media package	Weight	
	kg	£
Reversing camera system with single lens and 7" colour monitor at side in dashboard		1,000
TV pull-out system for TV cabinet above L-shaped lounge seating area ³⁶⁾		620
LED flat screen 24" ³⁹⁾		1,270
Total price of individual options		2,890
Package price	21	1,995
Your savings		895
210260 SURCHARGE 138 DB, 143 LE: Designer TV cabinet with 32" LED flat screen instead of 24" ³⁹⁾	5	735
210305 SURCHARGE for reversing camera with double lens and shutter instead of single lens ⁸³⁾	1	600

Article no. 210730

Kitchen / coffee package ¹⁰³⁾ *	Weight	
	kg	£
Inverter for 12 V to 230 V, 1,800 Watts, mains priority circuit*		1,700
Capsule coffee maker with connecting kit incl. pull-out system		280
Total price of individual options		1,980
Package price	12	1,680
Your savings		300

*Only in conjunction with second habitation battery (gel) or lithium

Article no.		£ incl. 20% VAT	kg	I 138 DB	I 141 LE	I 143 LE
Fiat Ducato chassis						
310025	180 HP / 132 kW engine, Euro 6d Final, f35 light, 9G automatic torque converter transmission ⁶⁷⁾ ⁶⁸⁾	Standard	55	X	X	X
310027	180 HP / 132 kW engine, Euro 6d Final, f40 heavy (perm. gross weight 4,250 kg), 9G torque converter transmission ¹⁰⁾ ⁶⁷⁾	1,865	55	○	○	○
330325	Fiat 16-inch steel wheels instead of 15-inch for f35 light chassis	315	16	○	○	○
330330	Fiat 16-inch alloy wheels for f35 light chassis in conjunction with manual transmission	950	-8	○	○	○
330340	Fiat 16-inch alloy wheels for f40 heavy chassis / f35 in conjunction with 9G automatic torque converter transmission	775	-10	○	○	○
311810	Reinforced front axle springs for optimal ride comfort ⁵⁷⁾	540	3	○	○	○
311815	AL-KO "ACS" High Performance front axle spring strut ⁵⁷⁾	1,300	-	○	○	○
310630	Leather steering wheel and gear lever	270	-	●	●	●
310632	Multi-functional steering wheel (radio remote control via control buttons)	270	-	●	●	●
331620	Fog light	305	4	○	○	○
311614	BI-LED headlights (dipped and main beam) ⁸⁹⁾	995	-	○	○	○
311400	Removable towbar	1,655	60	○	○	○
311300	Crank-operated rear supports to prevent swaying in standing position	385	10	○	○	○
Habitation exterior						
410121	Central locking for XL habitation door "premium two 2.0" and driver's cabin door	400	-	○	○	○
410150	Additional security locks in the driver's cabin door and habitation door	620	2	○	○	○
410520	Aluminium roof awning frame, grey canvas, length: 4.0 m	1,525	35	○	○	○
410560	Aluminium roof awning frame, grey canvas, length: 4.5 m	1,630	45	-	○	○
410660	Insulating mat for front and side windows, outside	400	10	○	○	○
410700	Insulating glazing in side windows / door windows in driver's cabin	1,000	10	○	○	○
410840	Additional rear bed window at passenger side	360	2	○	X	X
410785	Mini-Heki skylight in driver's cabin / drop-down bed	305	1	○	○	○
410850	Electric extractor hood above kitchen area ²²⁾	455	3	○	○	○
Electrical system						
510020	Additional 80 Ah battery in existing battery centre	470	25	○	○	○
510050	Lithium ion battery 90 Ah incl. battery computer and separate touch display ⁵⁵⁾	1,835	-12.5	○	○	○
510081	Solar panel system: 2 x 100 Watt ¹²⁾	1,730	20	-	○	○
510180	12 V to 230 V inverter, 1,800 W with mains priority circuit ¹⁰³⁾	1,700	10	●	●	●
510255	Socket package with additional sockets (3 x 230 V, 2 x USB) ⁴⁵⁾	430	3	○	○	○
510201	Carthago Security alarm system ³⁵⁾	915	5	○	○	○
Gas Water Miscellaneous						
610020	Truma DuoControl CS ⁷³⁾	385	5	○	○	○
610021	Gas filter for Truma DuoControl CS (recommended) ⁹⁵⁾	195	1	○	○	○
610045	Comfort gas bottle pull-out system (only in conjunction with Truma DuoControl CS)	570	10	○	○	○
610140	Hot / cold exterior shower in scooter garage at drivers side	305	5	○	○	○
610480	Scooter garage upgrade with needle felt, luggage nets	305	10	○	○	○
610500	Aluminium chequered floor for scooter garage	160	20	○	○	○

Article no.		£ incl. 20% VAT	kg	I 138 DB	I 141 LE	I 143 LE
Kitchen appliances						
550067	Gas oven with grill function in kitchen base unit ³⁷⁾	925	12	○	○	○
550287	Capsule coffee maker with connecting kit incl. pull-out system	280	2	●	●	●
Heating air conditioning						
650040	Truma Combi 6E (additional electric heating element 2 x 900 Watt / 230 V)	645	2	○	○	○
Multimedia						
710029	Pioneer 9" media centre incl. navigation, motorhome route guidance, DAB+ ¹⁹⁾	1,360	-	○	○	○
710160	Reversing camera system with single lens, including 7" colour monitor ⁸²⁾	1,000	6	●	●	●
710180	Reversing camera system with double lens, shutter including 7" colour monitor ⁸³⁾	1,600	7	○	○	○
710506	TV pull-out system for for TV cabinet above L-shaped lounge seating area ³⁶⁾	620	5	●	●	●
710547	24" LED flat screen for TV pull-out system / TV bracket ³⁹⁾	1,270	10	●	●	●
910460	Additional TV connection in sleeping area ³⁶⁾	300	3	-	○	○
710575	Service camera at waste water tank outlet pipe ⁸⁵⁾	500	2	○	○	○
Satellite systems						
750030	Teleco Flatsat 65 satellite system with CI slot ¹²⁾	2,455	25	○	○	○
750031	Teleco Flatsat 65 satellite system Twin LNB for second TV with CI slot ¹²⁾	2,645	27	-	○	○
Interior						
810027	casablanca world of style ⁷⁷⁾	600	-	○	○	○
810100	Carpet for living area	325	6	○	○	○
810120	Carpet for driver's cabin area	170	4	○	○	○
810440	Drop-down bed omitted, replaced with all-round overhead storage compartments in driver's cabin	575	-10	○	○	○
810260	Rear bed with Carawinx under spring system instead of slatted frame	500	5	○	○	○
810580	Lounge seating area can be converted into a sleeping area ⁶⁹⁾	515	10	○	-	○
810726	Waterproof shower insert in same design as living area floor	200	3	○	-	○
Living area materials						
850600	Barcelona (23) – Antara / fabric combination	Standard	-	X	X	X
850610	Venezia – Antara / fabric combination	Standard	-	X	X	X
850620	Cambridge – Antara / fabric combination	Standard	-	X	X	X
850630	Rome – Antara / fabric combination	Standard	-	X	X	X
850700	Malaga – textile leather fabric combination	370	3	○	○	○
850640	Davos – textile leather / fabric combination	370	3	○	○	○
850710	Ivory part leather – leather / fabric combination	1,300	7	○	○	○
850720	Macchiato part leather (23) – leather / fabric combination	1,300	7	○	○	○
850690	Ivory leather	3,200	10	○	○	○
850730	Sand leather (not in conjunction with casablanca world of style)	3,200	10	○	○	○
850740	Macchiato leather	3,200	10	○	○	○
850501	World of sleeping & decoration set: decorative cushions, bed throw, fitted sheet set ²⁶⁾	360	7	○	○	○

The sophisticated all-rounder

Lightweight models with short vehicle lengths for the requirements of the 3.5 t weight class and comfort models with a gross weight of up to 4.5 t

The Lightweight Premium Class:



- Ready to drive from just 2975 kg
- Height, practically-orientated payload, also in the 3.5 t weight class
- Further weight reduction of up to 22.5 kg possible with optional 16 inch aluminium wheels and lithium-ion battery
- Exterior design with radiator grille with v-face look and horizontal chrome struts

Double floor with huge, heated storage compartment:



- Usable height up to 55.5 cm
- Exterior access via several large hatches. Convenient interior access via the seat bench cover of the L-shaped lounge seating area and the swing-up side seat bench (model-dependent) and large living area floor hatches
- Large, central through-loading space (interior height 22 cm), with extra-low double floor storage compartment (usable height 46 cm), convenient loading also through XL habitation door via a large, self-supporting living area floor hatch
- Entire double floor heated with climate storage function

AL-KO low frame Carthago special:



- Permissible gross vehicle weight 3.5 t to 4.5 t

Carthago body concept for Liner premium class:



- High-stability chassis connection using frame members (roof-wall / floor-wall)
- Entirely wood-free construction with water-repellent RTM hard foam insulating core
- Interior walls and inside of roof made from aluminium
- Micro-fibre climate-regulating wall covering

Base vehicle

- LED daytime driving lights
- Driver/passenger airbag¹¹⁾
- Mud flaps on front and rear axle
- Fix & Go repair kit

Fiat Ducato with AL-KO low frame Carthago special

- Engine: 2.2 l diesel Multijet 3 with Adblue (19 l), 180 bhp / 132 kW, 4 cylinders, 350 Nm, Euro 6d Final, 9G torque converter transmission, front-wheel drive
- Fuel tank capacity 90 l
- Side wind assistant, cruise control, ABS, ESP, ASR, electric immobiliser, Hillholder, Hill Descent Control, Traction Plus, trailer stability control, collision braking system⁶⁵⁾
- Start / Stop system
- Manual air conditioning system
- Glove compartment

Mercedes-Benz Sprinter with AL-KO low frame Carthago special

- Engine: 2.0 l diesel with Adblue (22 l), 150 HP / 110 kW, 4 cylinders, 330 Nm, Euro VI e, 6-speed gearbox, front-wheel drive
- 16-inch steel wheels
- Fuel tank capacity 65 l
- Keyless Start incl. Start/Stop button
- Side wind assistant, Hillholder, ABS, ASR, EBV, ESP
- Driver and passenger cup holders, glove compartment at passenger side
- Hinged lid for storage compartment
- Automatic driving light control
- Mercedes-Benz emergency call system, breakdown management
- Chassis battery 12 V / 92 Ah
- Wiring (cable set) for habitation door central locking system
- Electric warm air auxiliary heating in driver's cabin

Liner premium-class body construction

- 10-year water ingress guarantee
- Wood-free bodywork with GRP roof and floor covering
- Roof/wall connection via curved roof and frame member
- Roof system rails at side with rainwater deflection function
- Side and rear walls with aluminium on the interior and exterior
- RTM hard foam insulating core in roof, floor and side wall
- Floor to side wall connection using aluminium frame member bonded over its entire surface with additional cold stop
- Total wall and roof thickness, 38 mm
- Exterior hatches made from the original side wall material "Carthago Isoplus"
- Internal/external flap seal, outer seal as water spray protection
- Exterior hatches and habitation door with internal hinges
- Fuel tank flap flush-mounted into side wall
- Segmented side skirts made from aluminium profile
- 4-part rear frame with separate rear bumper
- Carthago rear lights with Carthago "C" branding in LEDs
- Seitz S4 habitation window, double frame with insulated glazing and no thermal bridge, insect screen roller blind and pleated blackout blind
- LED exterior light above habitation door with rain deflector
- Electrically extending habitation door entrance step with warning buzzer

Driver's cabin

- Dashboard sloping steeply towards the front (view of road surface in Fiat after 2.77 m, in Mercedes-Benz after 3.77 m)
- Pleated windscreen blind with insulating honeycomb structure
- Pleated blackout blinds behind rear side windows (operated from the side)
- Front mask in GRP, with double-shell insulation

- Driver's cabin door with security double locking, electric windows, rain gutter
- Soundproofing measures for engine compartment
- Aguti "Roadliner" driver and passenger comfort seats with Carthago label, in same material as living area, rotatable, with integrated seat belts and padded armrests
- Dashboard with leather-covered moulded part, practical sideboard and preparation for integrated reversing camera monitor and drinks bottle holder
- Leather-covered bottom panelling for drop-down bed including sun visors, LED spotlights and storage compartments at the side

Double floor

- Usable height up to 55.5 cm
- Through-loading storage compartment with lighting and heating
- Outside access via several large hatches
- Interior access via the L-shaped lounge seating area with patented fitting, swing-up or lift-up side seat bench (not model 141 LE) and via the large living area floor hatches in the entrance area and the kitchen area
- Central through-loading space (interior height 22 cm) with low double floor storage compartment (usable height 46 cm)

Large scooter garage

- Scooter garage load capacity up to 350 kg
- Large garage door at drivers side, additional door at passengers side
- Garage floor with GRP on top and bottom, anti-slip coating
- With all-round frostproof insulation and heating
- Lashing system via aluminium frame member, including eight lashing eyes

Interior

- epic world of style: Brilliant ash furniture decor with overhead cabinet doors in high gloss ivory

Living area

- Inside of walls and roof with microfibre climate-regulating wall covering
- L-shaped lounge seating area with side seat bench (model 141 LE with pull-out side seat)
- Wall cladding behind side seat with leather look (not model 141 LE)
- 360° living room table, rotatable using a foot pedal and movable in two directions
- Swivel-out shoe cabinet with holding system in the plinth of the seat bench, including LED mood lighting
- Seat padding with multilayer premium foam core and back support function
- "Durafix" double connecting technology: Furniture section screwed together and mortised
- Hatch closers with soft closing mechanism
- Curtain system including removable decorative curtain

Kitchen

- Kitchen work surface as visual room divider and additional worktop (not models 141 LE, 143 LE)
- Kitchen worktop surface in scratch-resistant shale decor
- Work surface lit from underneath with LED light strip
- Kitchen units with cutlery drawer
- Separate waste bins in separate hygiene area
- "Easy glide" roller-mounted kitchen drawers, with self and soft closing mechanism
- "Profi Gourmet" 3-ring hob with divided glass cover (models 141 LE, 143 LE one-piece), robust cast iron trivet and glass shelf
- Round stainless steel sink embedded in work surface with multifunctional sink cover including wall holder for increasing size of work surface
- Metal version of water fitting at practical pan height
- Kitchen rear wall in cream decorative glass

- Large fridge with door opening at both sides (models 141 LE, 143 LE: Slimtower) with separate freezer compartment, automatic energy source finder 12 V / 230 V / gas operation
- Mini-Heki skylight

Washroom & changing room

Changing room & room partitioning

- Changing room with lockable washroom door or luxury washroom door to living area
- Solid wooden sliding door in front of sleeping area (models 148 LE, 149 LE)
- Pull-out room partitioning and TV wall in front of sleeping area (Model 150 QB)
- Floor-to-ceiling wardrobe with clothes rail and a shelf (model 148 LE)

Combined washroom with separable round shower (Models 143 LE, 148 LE)

- Towel rail above round shower
- Shower head height-adjustable on chrome rail
- Mini-Heki skylight
- Wash stand base unit with toilet roll holder, mirrored storage cabinet

Vario swivelling washroom (model 141 LE)

- Interior swivelling wall with large mirror and washbasin
- "One level" shower access
- Shower head height-adjustable on chrome rail
- Mini-Heki skylight
- Shower area with sectional shower door and as privacy screen at same time when changing room is open
- Wooden toilet lid

Luxury washroom with separate shower room (Models 149 LE, 150 QB)

- "One level" shower access
- Towel rail above round shower
- Waterproof shower insert in same design as living area floor (model 149 LE)
- Shower insert with same design as living area floor, removable for showering (model 150 QB)
- Shower head height-adjustable on chrome rail
- Roof light in shower room
- Mini-Heki skylight in washroom
- Wash stand base unit with toilet roll holder, mirrored storage cabinet

Sleeping

Drop-down bed above the driver's cabin area

- Slatted frame and quality mattress
- Extra-low positioning of the bed: Access via side seat
- Sturdy support in sleeping position, bookshelf and LED spotlights
- Dividing curtain between drop-down bed and living area

Fixed beds in rear area

- Two-part heated and ventilated slatted frame
- 7-zone quality cold foam mattress
- Mini-Heki skylight
- Raisable head section

Lengthways single beds

- Pull-out comfort access steps with additional storage compartment including sleeping area extension (models 141 LE, 143 LE optional)
- Pull-out access steps including sleeping area extension (models 141 LE, 143 LE)
- Wardrobes beneath the beds, lowered into the double floor (model-dependent), with lift function and divided mattress
- All-round overhead storage cabinets

 **On-board equipment****Water**

- Fresh water and waste water tank in heated double floor, cleaning opening via living area floor hatches or scooter garage (depending on model)
- Central water drain in central double floor
- Low-maintenance water pressure pump system

Gas

- External low-level gas bottle compartment, exterior hatch with separate stay (models 148 LE, 149 LE, 150 QB)
- Gas bottle compartment in rear area, accessible via separate gas box door (models 141 LE, 143 LE)
- Holds 2 x 11 kg gas bottles
- Gas isolation taps in kitchen area

Electrical system

- Electrical centre in scooter garage including charger, fuses, fuse protection, 16 A automatic charger with automatic shut-off in the event of low voltage
- Heated battery centre, with 1 x 80 Ah gel battery in double floor, access via double floor storage compartment at driver side, main power switch
- Truma CP+ digital operating panel for warm air heating, behind technical panel above habitation door
- 230 V socket in seating area, kitchen, washroom, scooter garage
- 12 V socket in driver's cabin (Fiat: 2 x Mercedes-Benz: 1 x)
- USB socket in driver's cabin (Fiat: 2 x Mercedes-Benz: 1 x)

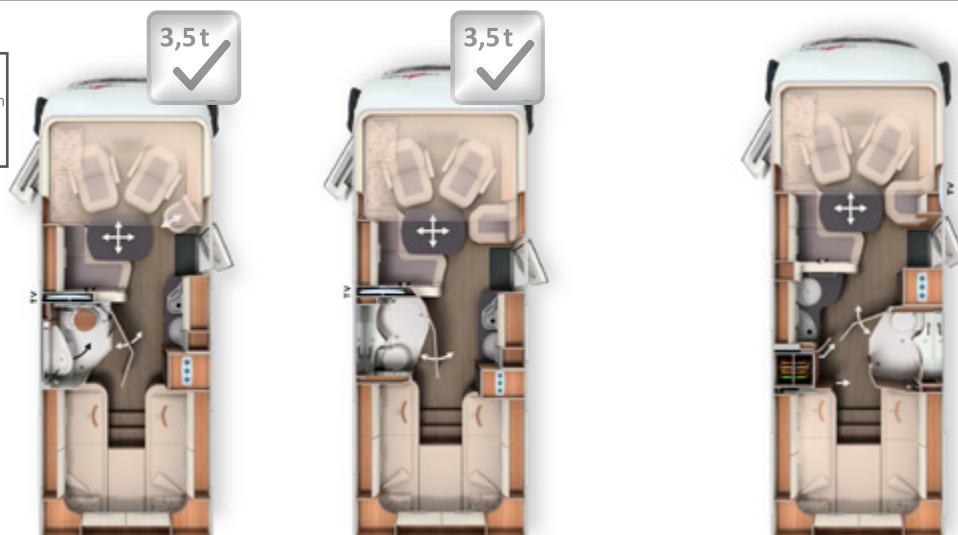
Innovative light concept

- Ceiling canopy with additional LED spotlights and indirect LED lighting
- LED mood light in kitchen area / seat bench plinth (seat bench plinth only in models 141 LE, 143 LE)
- Main light and ambient lighting can be switched separately

 **Heating technology**

- Warm air outlets in driver's cabin, dashboard front, door entrances, living area, double floor and scooter garage
- Dashboard with targeted heating with widespread heating effect
- Underfloor heating effect due to heated climate storage double floor

! We recommend that you consult your dealer about the price which applies at the point in time when the contract is concluded! ¹⁰⁵⁾

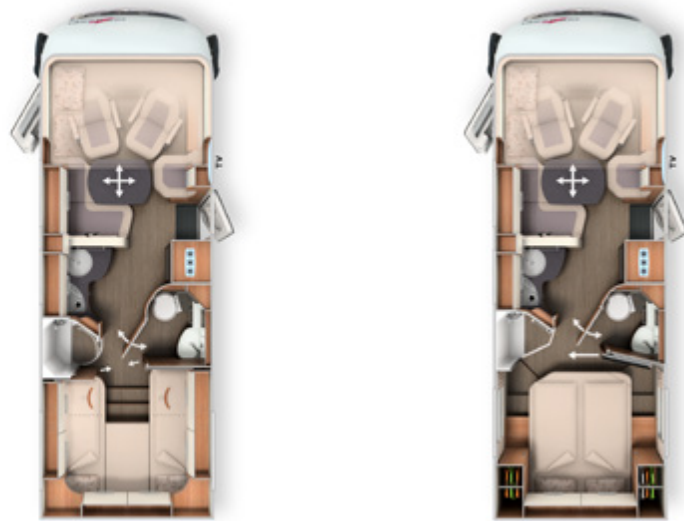


	I 141 LE		I 143 LE		I 148 LE	
Base vehicle	Fiat Ducato	Fiat Ducato	Mercedes-Benz Sprinter	Fiat Ducato	Mercedes-Benz Sprinter	
Standard chassis	AL-KO low frame 35 light	AL-KO low frame 35 light	AL-KO low frame 415 CDI	AL-KO low frame 35 light	AL-KO low frame 415 CDI	
Base engine	Diesel 2.2 l (180 bhp / 132 kW Automatic)	Diesel 2.2 l (180 bhp / 132 kW Automatic)	2.0 l diesel (150 bhp / 110 kW)	Diesel 2.2 l (180 bhp / 132 kW Automatic)	2.0 l diesel (150 bhp / 110 kW)	
Length / width / height (mm) ^{1) 2) 3)}	6670 / 2270 / 2890	6950 / 2270 / 2890	7080 / 2270 / 2945	7390 / 2270 / 2890	7520 / 2270 / 2945	
Wheel base (mm)	3525	3800	3900	4143	4243	
Double floor height / double floor storage compartment (mm)	220 / 460	220 / 460		220 / 460		
Headroom in living area (mm)	1980	1980		1980		
Rear garage interior height (mm)	1200	1200		1200		
Door width / height rear garage at passenger side (mm)	1050 x 1140	1050 x 1140		1050 x 1140		
Door width / height rear garage at driver side (mm)	850 x 1140	850 x 1140		1050 x 1140		
Technically permissible gross vehicle weight (kg)	3500 / 4500 ¹	3500 / 4500 ¹		3500 / 4500 ¹	3500 / 4500 ¹	
Weight in driveable condition (kg) ^{6) 7) 9)}	2975	3015	3095	3110	3190	
Unladen weight in series production condition (kg) ⁸⁾	2790	2830	2910	2925	3005	
Max. towed load (kg) ¹⁰⁾	2000	2000		2000		
Maximum number of seats while driving with 3-point seat belt (standard / optional) ⁵⁾	4	4		4 / 5 ¹⁵⁾		
Sleeping berths (standard / optional)	4	4 / 5		4 / 5		
Rear bed dimensions (mm)	2000 / 1900 x 850	2000 / 1900 x 850		2000 / 1900 x 850		
Drop-down bed dimensions (mm)	1950 x 1600	1950 x 1600		1950 x 1600		
Seating area bed conversion dimensions (mm) *	-	2030 x 1105 / 650		1920 x 1125 / 650		
Fridge volume / of which freezer compartment (l)	133 / 12	133 / 12		153 / 29		
Heating system	Truma Combi 6	Truma Combi 6		Truma Combi 6		
Fresh water volume (l) ⁵²⁾	150	150		150		
Waste water volume (l)	140	140		140		
Battery capacity (Ah)	80	80		80		
230 V / 12 V / USB sockets	5 / 2 / 2	5 / 2 / 2	5 / 1 / 1	5 / 2 / 2	5 / 1 / 1	
Article no.	110090	110120	110520	110160	110560	

¹ Optional chassis version f40 heavy incl. increased load / Mercedes-Benz: Optional weight increase
* in conjunction with special equipment



We recommend that you consult your dealer about the price which applies at the point in time when the contract is concluded! ¹⁰⁵⁾



	I 149 LE		I 150 QB	
	Fiat Ducato	Mercedes-Benz Sprinter	Fiat Ducato	Mercedes-Benz Sprinter
Base vehicle	Fiat Ducato	Mercedes-Benz Sprinter	Fiat Ducato	Mercedes-Benz Sprinter
Standard chassis	AL-KO low frame 35 light	AL-KO low frame 415 CDI	AL-KO low frame 35 light	AL-KO low frame 415 CDI
Base engine	Diesel 2.2 l (180 bhp / 132 kW Automatic)	2.0 l diesel (150 bhp / 110 kW)	Diesel 2.2 l (180 bhp / 132 kW Automatic)	2.0 l diesel (150 bhp / 110 kW)
Length / width / height (mm) ^{1) 2) 3)}	7520 / 2270 / 2890	7650 / 2270 / 2945	7480 / 2270 / 2890	7610 / 2270 / 2945
Wheel base (mm)	4143	4243	4143	4243
Double floor height / double floor storage compartment (mm)	220 / 460		220 / 460	
Headroom in living area (mm)	1980		1980	
Rear garage interior height (mm)	1200		1120 / 1240*	
Door width / height rear garage at passenger side (mm)	1050 x 1140		1050 x 1100	
Door width / height rear garage at driver side (mm)	1050 x 1140		1050 x 1140	
Technically permissible gross vehicle weight (kg)	3500 / 4500 ¹	4200 / 4500 ¹	3500 / 4500 ¹	4200 / 4500 ¹
Weight in driveable condition (kg) ^{6) 7) 9)}	3110	3200	3105	3195
Unladen weight in series production condition (kg) ⁸⁾	2925	3015	2920	3010
Max. towed load (kg) ¹⁰⁾	2000		2000	
Maximum number of seats while driving with 3-point seat belt (standard / optional) ⁵⁾	4 / 5 ¹⁵⁾		4 / 5 ¹⁵⁾	
Sleeping berths (standard / optional)	4 / 5		4 / 5	
Rear bed dimensions (mm)	2000 / 1900 x 850		1950 x 1450	
Drop-down bed dimensions (mm)	1950 x 1600		1950 x 1600	
Seating area bed conversion dimensions (mm)**	1920 x 1125 / 650		1920 x 1125 / 650	
Fridge volume / of which freezer compartment (l)	153 / 29		153 / 29	
Heating system	Truma Combi 6		Truma Combi 6	
Fresh water volume (l) ⁵²⁾	150		150	
Waste water volume (l)	140		140	
Battery capacity (Ah)	80		80	
230 V / 12 V / USB sockets	5 / 2 / 2	5 / 1 / 1	5 / 2 / 2	5 / 1 / 1
Article no.	110170	110570	110180	110580

¹ Optional chassis version f40 heavy incl. increased load / Mercedes-Benz: Optional weight increase

* Optional Pedelec scooter garage

** in conjunction with special equipment

Article no.	216002	213002	
Basic-Plus package	Weight	Fiat	Mercedes-Benz
	kg	£	£
Chassis options			
Wheel trims		-	70
Carthago wheel trims		70	-
Driver's cabin automatic air conditioning ³³⁾		470	-
Tempmatik semi-automatic air conditioning system ³³⁾		-	2,525
Cruise control		Standard	455
Higher output alternator ⁴⁷⁾		185	185
92 litre fuel tank		-	400
Front axle with increased load bearing capability		-	430
Steering wheel with multifunctional buttons option (incl. leather gearshift with manual transmission)		-	375
Instrument cluster with colour display		-	470
Rain sensor		-	200
Electric handbrake		-	500
"Carthago best view" bus mirror system in black/white, adjustable and heatable		360	360
Driver's cabin comfort seats with tilt and height adjustment (front / rear)		505	505
Dashboard finish: Ventilation grille in chrome		210	-
Wiring for radio with roof antenna with DAB+, speakers (4 x) ^{54) 88)}		395	395
Pioneer 6.8" radio / moniceiver incl. DAB+ ⁸⁰⁾		570	570
Habitation options			
Midi-Heki skylight with LED spotlights above the L-shaped lounge seating area		600	600
Large scooter garage door at driver's side		505	505
XL habitation door "premium two 2.0" (width 63 cm) with double locking, window and anti-insect blind		465	465
SOG toilet ventilation via roof chimney		325	325
Waste water hose set for comfortable disposal		105	105
USB socket in overhead storage cabinet above rear bed		100	100
Wiring for electric extractor hood		210	210
Wiring for solar system		210	210
Wiring for satellite system		210	210
Wiring for reversing camera (single lens)		210	210
Total price of individual options		5,705	10,380
Package price	38	4,740	8,990
Your savings		965	1,390
210330 SURCHARGE Pioneer 9" media centre, incl. navigation, motorhome route guidance, DAB+ ¹⁹⁾	-	795	-
210335 SURCHARGE MBUX 10.2" multimedia incl. navigation and DAB+ ⁵¹⁾	-2	-	3,165
210336 SURCHARGE for THERMOTRONIC fully automatic air conditioning system ³³⁾	-	-	550

Article no.	216401	
Exterior design package	Weight	
	kg	£
Carthago Full-LED headlights (dipped and main beam)		✓
Fog lights with chrome applications		✓
"Exterior-line" extended exterior decor		✓
"Liner" engine hood design – visual windscreen extension		✓
Package price	4	2,540

Article no.

216009

Fiat Infotainment package*	Weight	
Digital instrument cluster with colour display in dashboard ¹⁰⁴⁾		✓
Leather steering wheel and gear lever, including multifunctional buttons		✓
Fiat 10,1" multimedia system incl. navigation, motorhome route guidance and DAB+ ⁵¹⁾		✓
Package price	2	2,430

* The Fiat 10.1" multimedia system replaces the Pioneer 6.8" radio / moniceiver and is taken into consideration in the price. Fiat infotainment package not possible in conjunction with Pioneer 9" media centre

Article no.

212315

Mercedes-Benz driver's assistance package * 56)	Weight	
	kg	£
Active distance assistant DISTRONIC		✓
Active braking assistant		✓
Active alertness assistant		✓
Tyre inflation pressure monitoring system		✓
Package price	2	1,645

* Only in conjunction with MBUX 10.2" multimedia and 9G-Tronic automatic transmission

Article no.

212009

212011

Media package	Weight	24": 141 LE, 143 LE	32": 148 LE, 149 LE, 150 QB
	kg	£	£
Reversing camera system with single lens and 7" colour monitor at side in dashboard		1,000	1,000
TV pull-out in side seat bench, TV cabinet in L-shaped lounge seating area (141 LE, 143 LE) ³⁶⁾		590	590
LED flat screen 24" ³⁹⁾		1,270	-
32" LED flat screen ³⁹⁾		-	1,725
Total price of individual options		2,860	3,315
Package price	21/22	1,995	2,430
Your savings		865	885
210260 SURCHARGE 143 LE: Designer TV cabinet with 32" LED flat screen instead of 24" ³⁹⁾	5	735	-
210305 SURCHARGE for reversing camera with double lens and shutter instead of single lens ⁸³⁾	1	600	600
210211 SURCHARGE Teleco Flatsat Classic 85 satellite system with CI slot ^{12) 23)}	28	2,585	2,585

Article no.

210730

Kitchen / coffee package ¹⁰³⁾ *	Weight	
	kg	£
Inverter for 12 V to 230 V, 1,800 Watts, mains priority circuit*		1,700
Capsule coffee maker with connecting kit incl. pull-out system		280
Total price of individual options		1,980
Package price	12	1,680
Your savings		300

* Only in conjunction with second habitation battery (gel) or lithium

Article no.		210580	210584
Sleeping area TV package	Weight	Models: 141 LE, 143 LE, 148 LE, 149 LE	Model: 150 QB
	kg	£	£
TV cabinet in sleeping area with special TV pull-out system ³⁶⁾		800	-
24" LED flat screen in sleeping area ^{23) 39)}		1,270	-
Wiring for TV connection incl. cable set in canopy and cover panel		-	255
24" LED flat screen in sleeping area incl. TV bracket, contact switch ^{23) 39) 86)}		-	1,700
Total price of individual options		2,070	1,955
Package price	18/13	1,430	1,350
Your savings		640	605
210212 SURCHARGE Teleco Flatsat Classic 85 satellite system with skew / twin LNB for second TV ^{12) 23)}	30	2,740	2,740

Article no.		210805	216005
ALDE polar package	Weight	Fiat: 148 LE, 149 LE, 150 QB	Mercedes: 148 LE, 149 LE, 150 QB
	kg	£	£
Insulating mat for front and side windows, outside		400	400
Insulating mat for foot area driver's cabin inside		185	-
Insulating double-glazing in side windows / door windows in driver's cabin		1,000	1,000
Alde warm water heater, 230 V / gas operation with booster in driver's cabin		2,960	2,960
Alde heat exchanger (use of engine heat)		1,030	1,030
Total price of individual options		5,575	5,390
Package price	88/83	4,260	4,080
Your savings		1,315	1,310

Special equipment

Article No.		£ incl. 20% VAT	kg	I 141 LE	I 143 LE	I 148 LE	I 149 LE	I 150 QB
Fiat Ducato chassis								
310025	180 HP / 132 kW engine, Euro 6d Final, f35 light, 9G automatic torque converter transmission ^{67) 68)}	Standard	55	X	X	X	X	X
310027	180 HP / 132 kW engine, Euro 6d Final, f40 heavy (perm. gross weight 4,250 kg), 9G torque converter transmission ^{10) 67)}	1,865	55	○	○	○	○	○
330325	Fiat 16-inch steel wheels instead of 15-inch for f35 light chassis	315	16	○	○	○	○	○
330330	Fiat 16-inch alloy wheels for f35 light chassis in conjunction with manual transmission	950	-8	○	○	○	○	○
330340	Fiat 16-inch alloy wheels for f40 heavy chassis / f35 in conjunction with 9G automatic torque converter transmission	775	-10	○	○	○	○	○
311810	Reinforced front axle springs for optimal ride comfort ⁵⁷⁾	540	3	○	○	○	○	○
311815	AL-KO "ACS" High Performance front axle spring strut ⁵⁷⁾	1,300	-	○	○	○	○	○
330480	Weight increase from 4,250 kg to 4,500 kg with Fiat Ducato f40 heavy	300	-	○	○	○	○	○
310630	Leather steering wheel and gear lever	270	-	●	●	●	●	●
310632	Multi-functional steering wheel (radio remote control via control buttons)	270	-	●	●	●	●	●

Article No.		£ incl. 20% VAT	kg	I 141 LE	I 143 LE	I 148 LE	I 149 LE	I 150 QB
Mercedes-Benz Sprinter chassis								
310147	Engine variant 170 HP / 125 kW, Euro VI E (only in conjunction with automatic transmission) ⁹⁹⁾	2,490	-	-	○	○	○	○
310402	9G-TRONIC automatic gearbox incl. hold function	3,035	30	-	○	○	○	○
330351	16-inch alloy wheels (black) with all-weather tyres ³²⁾	1,305	-10	-	○	○	○	○
310465	Increased load from 3,500 kg to 4,200 kg	300	-	-	○	-	-	-
310466	Increased load from 3,500 kg to 4,500 kg	505	-	-	○	-	-	-
310467	Increased load from 4,200 kg to 4,500 kg	300	-	-	-	○	○	○
410011	Entrance step, drivers cabin access, retracted and extracted electrically	505	5	-	○	○	○	○
Other Fiat / Mercedes-Benz chassis options								
331620	Fog light	305	4	●	●	●	●	●
331611	Carthago Full-LED headlights (dipped and main beam)	2,000	-	●	●	●	●	●
311400	Removable towbar	1,655	60	○	○	○	○	○
311430	Removable tow bar in conjunction with Pedelec scooter garage	1,995	50	-	-	-	-	○
311300	Crank-operated rear supports to prevent swaying in standing position	385	10	○	○	○	○	○
Habitation exterior								
410121	Central locking for XL habitation door "premium two 2.0" and driver's cabin door	400	-	○	○	○	○	○
410150	Additional security locks in the driver's cabin door and habitation door	620	2	○	○	○	○	○
410560	Aluminium roof awning frame, grey canvas, length: 4.5 m	1,630	45	○	○	○	○	○
410580	Aluminium roof awning frame, grey canvas, length: 5.0 m	1,830	50	-	-	○	○	○
410660	Insulating mat for front and side windows, outside	400	10	○	○	●	●	●
410700	Insulating glazing in side windows / door windows in driver's cabin	1,000	10	○	○	●	●	●
410114	Patented Pedelec scooter garage, loading height of up to 124 cm ^{42) 66)}	435	15	-	-	-	-	○
410925	Push-in and transport system for 2 Pedelecs / E-bikes ⁷¹⁾	635	20	-	-	-	-	○
410785	Mini-Heki skylight in driver's cabin / drop-down bed	305	1	○	○	○	○	○
410850	Electric extractor hood above kitchen area ²²⁾	455	3	○	○	○	○	○
Electrical system								
510020	Additional 80 Ah battery in existing battery centre	470	25	○	○	○	○	○
510050	Lithium ion battery 90 Ah incl. battery computer and separate touch display ⁵⁵⁾	1,835	-12.5	○	○	○	○	○
510081	Solar panel system: 2 x 100 Watt ¹²⁾	1,730	20	○	○	○	○	○
510180	12 V to 230 V inverter, 1,800 W with mains priority circuit ¹⁰³⁾	1,700	10	●	●	●	●	●
510255	Socket package with additional sockets (3 x 230 V, 2 x USB) ⁴⁵⁾	430	3	○	○	○	○	○
510201	Carthago Security alarm system ³⁵⁾	915	5	○	○	○	○	○
Gas Water Miscellaneous								
610020	Truma DuoControl CS ⁷³⁾	385	5	○	○	○	○	○
610021	Gas filter for Truma DuoControl CS (recommended) ⁹⁵⁾	195	1	○	○	○	○	○
610045	Comfort gas bottle pull-out system (only in conjunction with Truma DuoControl CS)	570	10	○	○	-	-	-
610140	Hot / cold exterior shower in scooter garage at drivers side	305	5	○	○	○	○	○
610480	Scooter garage upgrade with needle felt, luggage nets	305	10	○	○	○	○	○
610500	Aluminium chequered floor for scooter garage ⁶⁶⁾	160	20	○	○	○	○	○
Kitchen appliances								
550081	Tec-Tower fridge combination 153 l with separate gas oven ⁷⁵⁾	765	20	-	-	○	○	○
550067	Gas oven with grill function in kitchen base unit ³⁷⁾	925	12	○	○	○	○	○
550287	Capsule coffee maker with connecting kit incl. pull-out system	280	2	●	●	●	●	●

Article No.		£ incl. 20 % VAT	kg	I 141 LE	I 143 LE	I 148 LE	I 149 LE	I 150 QB
Heating air conditioning								
650040	Truma Combi 6E (additional electric heating element 2 x 900 Watt / 230 V) ⁶³⁾	645	2	○	○	○	○	○
650230	Alde warm water heater, 230 V / gas operation with booster in driver's cabin ⁶³⁾	2,960	45	-	-	●	●	●
650240	Alde heat exchanger (use of engine heat)	1,030	13	-	-	●	●	●
Multimedia								
710029	Pioneer 9" media centre incl. navigation, motorhome route guidance, DAB+ ¹⁹⁾	1,360	-	○	○	○	○	○
710160	Reversing camera system with single lens, including 7" colour monitor ⁸²⁾	1,000	6	●	●	●	●	●
710180	Reversing camera system with double lens, shutter including 7" colour monitor ⁸³⁾	1,600	7	○	○	○	○	○
710503	TV pull-out in side seat bench (503) and lounge seating area TV cabinet (506) ³⁶⁾	590	5	●	●	●	●	●
710547	24" LED flat screen for TV pull-out system ³⁹⁾	1,270	10	●	●	-	-	-
710548	32" LED flat screen for TV pull-out system ³⁹⁾	1,725	10	-	-	●	●	●
910460	Additional TV connection in sleeping area ^{25) 36)}	300	3	●	●	●	●	-
710481	TV cabinet in sleeping area with TV pull-out system and connection set ³⁶⁾	800	12	●	●	●	●	-
710477	Wiring for TV connection in sleeping area incl. cable set and cover panel	255	3	-	-	-	-	●
710470	24" LED flat screen for TV cabinet in sleeping area ^{23) 25) 39) 87)}	1,270	10	●	●	●	●	-
710478	24" LED flat screen in sleeping area incl. TV bracket, power contact switch, TV signal ^{23) 39) 86)}	1,700	10	-	-	-	-	●
710575	Service camera at waste water tank outlet pipe ⁸⁵⁾	500	2	○	○	○	○	○
Satellite systems								
750041	Teleco Flatsat Classic 85 satellite system with CI slot ^{12) 23)}	3,000	28	○	○	○	○	○
750046	Teleco Flatsat Classic 85 satellite system with Skew / Twin LNB for second TV ^{12) 23)}	3,315	30	○	○	○	○	○
Interior								
810027	casablanca world of style ⁷⁷⁾	600	-	○	○	○	○	○
810100	Carpet for living area	325	6	○	○	○	○	○
810120	Carpet for driver's cabin area	170	4	○	○	○	○	○
810440	Drop-down bed omitted, replaced with all-round overhead storage compartments in driver's cabin	575	-10	○	○	○	○	○
810260	Rear bed with Carawinx under spring system instead of slatted frame	500	5	○	○	○	○	○
810620	Pull-out comfort access steps, including sleeping area extension	360	7	○	○	X	X	-
810580	Lounge seating area can be converted into a sleeping area ⁶⁹⁾	515	10	-	○	○	○	○
810680	5th seat in side seat bench with 3-point seat belt ⁵⁾	900	10	-	-	○	○	○
810726	Waterproof shower insert in same design as living area floor	200	3	-	○	○	X	X
Living area materials								
850600	Barcelona (23) – Antara / fabric combination	Standard	-	X	X	X	X	X
850610	Venezia – Antara / fabric combination	Standard	-	X	X	X	X	X
850620	Cambridge – Antara / fabric combination	Standard	-	X	X	X	X	X
850630	Rome – Antara / fabric combination	Standard	-	X	X	X	X	X
850700	Malaga – textile leather fabric combination	370	3	○	○	○	○	○
850640	Davos – textile leather / fabric combination	370	3	○	○	○	○	○
850710	Ivory part leather – leather / fabric combination	1,300	7	○	○	○	○	○
850720	Macchiato part leather (23) – leather / fabric combination	1,300	7	○	○	○	○	○
850690	Ivory leather	3,200	10	○	○	○	○	○
850730	Sand leather (not in conjunction with casablanca world of style)	3,200	10	○	○	○	○	○
850740	Macchiato leather	3,200	10	○	○	○	○	○
850501	World of sleeping & decoration set: decorative cushions, bed throw, fitted sheet set ²⁶⁾	360	7	○	○	○	○	○

The fascination of the Carthago Liner class:

elegance, comfort and extravagance

Exclusive exterior design:



- Carthago v-face front design
- Modern GRP bus rear
- Carthago rear lights with dynamic LED indicators

Double floor with huge, heated storage compartment:



- Usable height up to 70 cm
- Exterior access via several large hatches. Convenient interior access via the seat bench cover of the L-shaped lounge seating area, the swing-up side seat bench and the large living area floor hatches
- Large through-loading compartment with extra-low double floor storage compartment, also loadable from the outside through the XL habitation door via the living area floor hatches

Above average self-sufficiency:



- 170 l fresh water / 140 l waste water
- 2 x 80 Ah batteries

AL-KO low frame Carthago special:



- Single axle up to 4.5 t / double axle up to 5.5 t permissible gross weight



Carthago body concept for Liner premium class:



- High-stability body connection via frame members
- Wood-free habitation with RTM hard foam insulating core
- Interior walls and ceiling made of aluminium = lightning protection.
- Micro-fibre climate-regulating wall covering

Equipment line of chic c-line superior

- "Superior" designer radiator grille, with vertical and horizontal chrome bars
- 16-inch alloy wheels
- "Superior" extended exterior decor
- "Exclusive" designer front mask above windscreen with black panel
- "Liner" engine hood design - visual windscreen extension
- linea siena world of style: Summer chestnut furniture decor with overhead cabinet doors with bicolor look in high-gloss ivory
- Kitchen worktop in solid and joint-free Corian version
- Thetford C 260 toilet with ceramic insert ⁹²⁾

Base vehicle

- Carthago Full-LED headlights (dipped and main beam) including LED daytime driving light
- Fog light
- Driver / passenger airbag ¹¹⁾
- Mud flaps on front and rear axle
- Fix & Go repair kit
- 16-inch steel wheels

Fiat Ducato with AL-KO low frame Carthago special

- Engine: 2.2 l diesel Multijet 3 with Adblue (19 l), 180 bhp / 132 kW, 4 cylinders, 380 Nm, Euro 6d Final, 9G torque converter transmission, front-wheel drive
- Fuel tank capacity 90 l
- Start / Stop system
- Side wind assistant (single axle models), cruise control, ABS, ESP, ASR, electric immobiliser, Hillholder, Hill Descent Control, Traction Plus, trailer stability control, collision braking system ⁶⁵⁾
- Manual air conditioning system
- Glove compartment
- Wheel trim with Carthago lettering

Mercedes-Benz Sprinter with AL-KO low frame Carthago special

- Engine: 2.0 l diesel with Adblue (22 l), 150 HP / 110 kW, 4 cylinders, 330 Nm, Euro VI e, 6-speed gearbox, front-wheel drive
- Fuel tank capacity 65 l
- Keyless Start incl. Start/Stop button
- Side wind assistant (single axle model), Hillholder, ABS, ASR, EBV, ESP
- Driver and passenger cup holders, glove compartment at passenger side
- Hinged lid for storage compartment
- Automatic driving light control
- Mercedes-Benz emergency call system, breakdown management
- Chassis battery 12 V / 92 Ah
- Wide-gauge front axle
- Wiring (cable set) for habitation door central locking system
- Electric warm air auxiliary heating in driver's cabin
- Original Mercedes-Benz wheel trims

Liner premium-class body construction

- 10-year water ingress guarantee
- Wood-free bodywork with GRP roof and floor covering
- GRP bus rear with double-shell insulation, separate rear bumper
- Roof/wall connection via curved roof and frame member
- Roof system rails at side with rainwater deflection function
- Side and rear walls with aluminium on the interior and exterior
- RTM hard foam insulating core in roof, floor and side wall
- Floor to side wall connection using aluminium frame member bonded over its entire surface with additional cold stop
- Total wall and roof thickness, 38 mm
- Body with lightning strike protection / Faraday cage

- Exterior hatches made from the original side wall material "Carthago Isoplus"
- Internal/external flap seal, outer seal as water spray protection
- Exterior hatches and habitation door with internal hinges
- Fuel tank flap flush-mounted into side wall
- Segmented side skirts made from aluminium profile
- Carthago rear lights with dynamic LED indicators
- Seitz S4 habitation window, double frame with insulated glazing and no thermal bridge, insect screen roller blind and pleated blackout blind
- LED exterior light above habitation door with rain deflector
- Electrically extending habitation door entrance step with warning buzzer

Driver's cabin

- Dashboard sloping steeply towards the front (view of road surface in Fiat after 2.77 m, in Mercedes-Benz after 3.77 m)
- Pleated windscreen blind with insulating honeycomb structure
- Pleated blackout blinds behind rear side windows (operated from the side)
- Model XL: Insulating double glazing in driver's cabin: Side and door windows
- Front mask in GRP, with double-shell insulation
- Driver's cabin door with security double locking, electric windows, rain gutter
- Soundproofing measures for engine compartment
- Aguti "Roadliner" driver and passenger comfort seats with Carthago label, in same material as living area, rotatable, with integrated seat belts and padded armrests
- Dashboard with leather-covered moulded part, practical sideboard and preparation for integrated reversing camera monitor and drinks bottle holder
- Leather-covered bottom panelling for drop-down bed including sun visors, LED spotlights and storage compartments at the side

Double floor

- Usable height up to 70 cm
- Through-loading storage compartment with lighting and heating
- Outside access via several large hatches
- Interior access via the L-shaped lounge seating area with patented fitting, swing-up side seat bench and via the large living area floor hatches in the entrance and kitchen area
- Central through-loading space (interior height 22 cm) with low double floor storage compartment (usable height 46 cm)

Large scooter garage

- Scooter garage load capacity up to 350 kg
- Large garage doors at passenger and driver side
- Garage floor with GRP on top and bottom, anti-slip coating
- With all-round frostproof insulation and heating
- Lashing system via aluminium frame member, including eight lashing eyes

Interior

- linea moderna world of style: Golden wattle furniture decor with overhead cabinet doors with bicolor look in high-gloss ivory

Living area

- Inside of walls and roof with microfibre climate-regulating wall covering
- L-shaped lounge seating area with side seat bench
- Wall panelling behind side seat with leather look
- Model XL: XL lounge seating area with long side sofa at passenger side
- Heki III panoramic skylight above lounge seating area with LED spotlights
- Living area window above side bench at passenger side (XL models)

- 360° living room table, rotatable using a foot pedal and movable in two directions
- Swivel-out shoe cabinet with holding system in base of seat bench
- Seat padding with multilayer premium foam core and back support function
- "Durafix" double connecting technology: Furniture section screwed together and mortised
- Hatch closers with soft closing mechanism
- Removable decorative curtain, Roman blind system can be adjusted and fixed vertically

Kitchen

- Comfort corner kitchen with raised kitchen work surface cabinet as visual room divider and additional work surface
- Kitchen work surface in "Savannah" décor with Corian drip edge
- Work surface lit from underneath with LED light strip
- "Easy glide" roller-mounted kitchen drawers, with self and soft closing mechanism
- Separate waste bins in separate hygiene area
- Separate drawer for cutlery with organiser, bottle holder
- "Profi Gourmet" 3-ring hob with divided glass cover for additional storage space with robust cast iron trivet and easy-clean glass shelf
- Round stainless steel sink embedded in work surface with multi-functional sink cover including wall holder for increasing size of work surface
- Designer mixer tap in metal with pull-out spray head
- Kitchen rear wall in cream decorative glass
- Large fridge with door opening at both sides, separate freezer compartment, automatic energy source finder 12 V / 230 V / gas operation
- Slide-out storage cabinet (floor-to-ceiling in models 5.9 XL LE, 6.2 XL QB)
- Electric roof hood fan

Washroom & changing room

Changing room & room partitioning

- Changing room with lockable room partitioning door and solid wooden sliding door (XL models) to living area
- Solid wooden sliding door in front of sleeping area (models 4.9 LE, 4.9 LE L, 5.0 QB L)
- Pull-out TV wall and room divider in front of sleeping area (Models 5.0 QB)
- Solid wood sliding door in front of sleeping area including full length mirror (XL models)
- Floor-to-ceiling wardrobe with two clothes rails and shelf integrated in the changing room (models 4.9 LE L, 5.0 QB L, XL models)

Luxury washroom with separate shower room (Models 4.9 LE, 4.9 LE L, 5.0 QB, 5.0 QB L)

- "One level" shower access
- Towel rail above round shower
- Waterproof shower insert in same design as living area floor (model 5.0 QB: can be removed for showering)
- Shower head height-adjustable on chrome rail
- Roof dome in shower room
- Mini-Heki skylight in washroom
- Wash stand base unit with toilet roll holder, mirrored storage cabinet
- Luxury washroom door with 3-way function (washroom double door for toilet room and partitioning from living area)

XL washroom with XL room concept (Models 5.9 XL LE, 6.2 XL QB)

- Open wash area and designer washbasin
- Mini-Heki skylight
- XL round shower with waterproof shower insert in the same design as living area floor and level shower entry including skylight with towel rail
- Shower head height-adjustable on chrome rail

- Additive warm water underfloor heating: Additional heating coils in double floor in area of washroom
- Micro-Heki skylight in toilet
- Separate toilet with side window, towel warmer as well as footwell extension

Sleeping

Drop-down bed above the driver's cabin area

- Slatted frame and quality mattress
- Extra-low positioning of the bed: Access via side seat
- Sturdy support in sleeping position, bookshelf and LED spotlights
- Dividing curtain between drop-down bed and living area
- Mini-Heki skylight

Fixed beds in rear area

- Carawinx medically recommended point elastic sleeping system, heated and ventilated
- 7-zone quality cold foam mattress
- Mini-Heki skylight
- Raisable head section
- Habitation windows at driver and passenger side

Lengthways single beds

- Pull-out comfort access steps with additional storage compartment, including sleeping area extension
- Designer shelves in sleeping area overhead storage compartment area
- Wardrobes beneath the beds, lowered into the double floor, with lift function and divided mattress
- All-round overhead storage cabinets

On-board equipment

Water

- Fresh water and waste water tank in heated double floor, cleaning opening via living area floor hatches or scooter garage (depending on model)
- Central water drain in central double floor
- Low-maintenance water pressure pump system
- Waste water hose set for easy disposal

Gas

- External gas bottle compartment in low position
- Holds 2 x 11 kg gas bottles
- Gas isolation taps in kitchen area

Electrical system

- Electrical centre in scooter garage including charger, fuses, fuse protection, 16 A automatic charger with automatic shut-off in the event of low voltage
- Heated battery centre with 2 x 80 Ah gel batteries, in double floor, access through exterior storage compartment at passenger side, main power switch (in passenger side wardrobe in XL models)
- Truma CP+ digital operating panel for warm air heating, behind technical panel above habitation door (single axle models)
- 230 V socket in seating area, kitchen, washroom, scooter garage
- 12 V socket in driver's cabin (Fiat: 2 x Mercedes-Benz: 1 x)
- USB socket in driver's cabin (Fiat: 2 x Mercedes-Benz: 1 x)

Innovative light concept

- Lighting system with numerous LED spotlights in driver's cabin, living area and changing room with continuous dimmer function
- Ceiling canopy with additional LED spotlights and indirect LED lighting
- LED spot light with background lighting in the entrance area


Heating technology


- Warm air outlets in driver's cabin, dashboard front, door entrances, living area, double floor and scooter garage
- Dashboard with targeted heating with widespread heating effect
- Underfloor heating effect due to heated climate storage double floor

Alde warm water heating technology

- XL models: Alde warm water heating with separate heating circuit, numerous convector heaters in the driver's cabin, dashboard, living area, double floor and scooter garage
- Additive warm water underfloor heating: Additional heating coils in double floor area of XL washroom

! We recommend that you consult your dealer about the price which applies at the point in time when the contract is concluded!^{1, 105)}

 Fiat Models:
180 HP engine as standard




	I 4.9 LE		I 4.9 LE L	
	Fiat Ducato	Mercedes-Benz Sprinter	Fiat Ducato	Mercedes-Benz Sprinter
Base vehicle	Fiat Ducato	Mercedes-Benz Sprinter	Fiat Ducato	Mercedes-Benz Sprinter
Standard chassis	AL-KO low frame 40 heavy	AL-KO low frame 415 CDI	AL-KO low frame 40 heavy	AL-KO low frame 415 CDI
Base engine	Diesel 2.2 l (180 bhp / 132 kW)	2.0 l diesel (150 bhp / 110 kW)	Diesel 2.2 l (180 bhp / 132 kW)	2.0 l diesel (150 bhp / 110 kW)
Length / width / height (mm) ^{1) 2) 3)}	7390 / 2270 / 2890	7520 / 2270 / 2945	7770 / 2270 / 2890	7900 / 2270 / 2945
Wheel base (mm)	4143	4243	4343	4443
Double floor height / double floor storage compartment (mm)	220 / 460		220 / 460	
Headroom in living area (mm)	1980		1980	
Rear garage interior height (mm)	1200		1200	
Door width / height rear garage at passenger side (mm)	1050 x 1140		1050 x 1140	
Door width / height, rear garage at passenger side (mm)	1050 x 1140		1050 x 1140	
Technically permissible gross vehicle weight (kg)	4250 / 4500 ¹⁾	4200 / 4500 ¹⁾	4250 / 4500 ¹⁾	4200 / 4500 ¹⁾
Weight in roadworthy condition (kg) ^{6) 7) 9)}	3435	3515	3535	3615
Unladen weight in finished factory condition (kg) ⁸⁾	3250	3330	3350	3430
Max. towed load (kg) ¹⁰⁾	1800	2000	1800	2000
Maximum number of seats while driving with 3-point seat belt (standard / optional) ⁵⁾	4 / 5 ¹⁵⁾		4 / 5 ¹⁵⁾	
Sleeping berths (standard / optional)	4 / 5		4 / 5	
Rear bed dimensions (mm)	2000 / 1900 x 850		2000 / 2000 x 850	
Drop-down bed dimensions (mm)	1950 x 1600		1950 x 1600	
Seating area bed conversion dimensions (mm) *	1920 x 1125 / 670		1920 x 1125 / 670	
Fridge volume / of which freezer compartment (l)	153 / 29		153 / 29	
Heating system	Truma Combi 6		Truma Combi 6	
Fresh water volume (l) ⁵²⁾	170		170	
Waste water volume (l)	140		140	
Battery capacity (Ah)	2 x 80		2 x 80	
230 V / 12 V / USB sockets	5 / 2 / 2	5 / 1 / 1	5 / 2 / 2	5 / 1 / 1
Article no.	130170	130475	130179	130479

¹⁾ Option with max. payload

* in conjunction with special equipment

! We recommend that you consult your dealer about the price which applies at the point in time when the contract is concluded! ¹⁰⁵⁾

⚙️ Fiat Models:
180 HP engine as standard




	I 5.0 QB		I 5.0 QB L	
	Fiat Ducato	Mercedes-Benz Sprinter	Fiat Ducato	Mercedes-Benz Sprinter
Base vehicle	Fiat Ducato	Mercedes-Benz Sprinter	Fiat Ducato	Mercedes-Benz Sprinter
Standard chassis	AL-KO low frame 40 heavy	AL-KO low frame 415 CDI	AL-KO low frame 40 heavy	AL-KO low frame 415 CDI
Base engine	Diesel 2.2 l (180 bhp / 132 kW)	2.0 l diesel (150 bhp / 110 kW)	Diesel 2.2 l (180 bhp / 132 kW)	2.0 l diesel (150 bhp / 110 kW)
Length / width / height (mm) ^{1) 2) 3)}	7480 / 2270 / 2890	7610 / 2270 / 2945	7780 / 2270 / 2890	7910 / 2270 / 2945
Wheel base (mm)	4143	4243	4343	4443
Double floor height / double floor storage compartment (mm)	220 / 460		220 / 460	
Headroom in living area (mm)	1980		1980	
Rear garage interior height (mm)	1120 / 1240*		1120 / 1240*	
Door width / height rear garage at passenger side (mm)	1050 x 1100		1050 x 1100	
Door width / height, rear garage at passenger side (mm)	1050 x 1100		1050 x 1100	
Technically permissible gross vehicle weight (kg)	4250 / 4.500 ¹	4200 / 4.500 ¹	4250 / 4.500 ¹	4200 / 4.500 ¹
Weight in roadworthy condition (kg) ^{6) 7) 9)}	3435	3515	3535	3615
Unladen weight in finished factory condition (kg) ⁸⁾	3250	3330	3350	3430
Max. towed load (kg) ¹⁰⁾	1800	2000	1800	2000
Maximum number of seats while driving with 3-point seat belt (standard / optional) ⁵⁾	4 / 5 ¹⁵⁾		4 / 5 ¹⁵⁾	
Sleeping berths (standard / optional)	4 / 5		4 / 5	
Rear bed dimensions (mm)	1950 x 1450		1950 x 1450	
Drop-down bed dimensions (mm)	1950 x 1600		1950 x 1600	
Seating area bed conversion dimensions (mm)**	1920 x 1125 / 670		1920 x 1125 / 670	
Fridge volume / of which freezer compartment (l)	153 / 29		153 / 29	
Heating system	Truma Combi 6		Truma Combi 6	
Fresh water volume (l) ⁵²⁾	170		170	
Waste water volume (l)	140		140	
Battery capacity (Ah)	2 x 80		2 x 80	
230 V / 12 V / USB sockets	5 / 2 / 2	5 / 1 / 1	5 / 2 / 2	5 / 1 / 1
Article no.	130180	130485	130189	130489


¹ Option with max. payload

* with optional Pedelec scooter garage

** in conjunction with special equipment

! We recommend that you consult your dealer about the price which applies at the point in time when the contract is concluded! ¹⁰⁵⁾


 Fiat Models: 180 HP engine as standard




	I 4.9 LE superior		I 4.9 LE L superior	
Base vehicle	Fiat Ducato	Mercedes-Benz Sprinter	Fiat Ducato	Mercedes-Benz Sprinter
Standard chassis	AL-KO low frame 40 heavy	AL-KO low frame 415 CDI	AL-KO low frame 40 heavy	AL-KO low frame 415 CDI
Base engine	Diesel 2.2 l (180 bhp / 132 kW)	2.0 l diesel (150 bhp / 110 kW)	Diesel 2.2 l (180 bhp / 132 kW)	2.0 l diesel (150 bhp / 110 kW)
Length / width / height (mm) ^{1) 2) 3)}	7390 / 2270 / 2890	7520 / 2270 / 2945	7770 / 2270 / 2890	7900 / 2270 / 2945
Wheel base (mm)	4143	4243	4343	4443
Double floor height / double floor storage compartment (mm)	220 / 460		220 / 460	
Headroom in living area (mm)	1980		1980	
Rear garage interior height (mm)	1200		1200	
Door width / height rear garage at passenger side (mm)	1050 x 1140		1050 x 1140	
Door width / height, rear garage at passenger side (mm)	1050 x 1140		1050 x 1140	
Technically permissible gross vehicle weight (kg)	4250 / 4.500 ¹	4200 / 4.500 ¹	4250 / 4.500 ¹	4200 / 4.500 ¹
Weight in roadworthy condition (kg) ^{6) 7) 9)}	3445	3525	3545	3625
Unladen weight in finished factory condition (kg) ⁸⁾	3260	3340	3360	3440
Max. towed load (kg) ¹⁰⁾	1800	2000	1800	2000
Maximum number of seats while driving with 3-point seat belt (standard / optional) ⁵⁾	4 / 5 ¹⁵⁾		4 / 5 ¹⁵⁾	
Sleeping berths (standard / optional)	4 / 5		4 / 5	
Rear bed dimensions (mm)	2000 / 1900 x 850		2000 / 2000 x 850	
Drop-down bed dimensions (mm)	1950 x 1600		1950 x 1600	
Seating area bed conversion dimensions (mm) *	1920 x 1125 / 670		1920 x 1125 / 670	
Fridge volume / of which freezer compartment (l)	153 / 29		153 / 29	
Heating system	Truma Combi 6		Truma Combi 6	
Fresh water volume (l) ⁵²⁾	170		170	
Waste water volume (l)	140		140	
Battery capacity (Ah)	2 x 80		2 x 80	
230 V / 12 V / USB sockets	5 / 2 / 2	5 / 1 / 1	5 / 2 / 2	5 / 1 / 1
Article no.	130171	130476	130177	130477

¹ Option with max. payload
* in conjunction with special equipment

! We recommend that you consult your dealer about the price which applies at the point in time when the contract is concluded! ¹⁰⁵⁾

 Fiat Models:
180 HP engine as standard




	I 5.0 QB superior		I 5.0 QB L superior	
	Fiat Ducato	Mercedes-Benz Sprinter	Fiat Ducato	Mercedes-Benz Sprinter
Base vehicle	AL-KO low frame 40 heavy	AL-KO low frame 415 CDI	AL-KO low frame 40 heavy	AL-KO low frame 415 CDI
Standard chassis	AL-KO low frame 40 heavy	AL-KO low frame 415 CDI	AL-KO low frame 40 heavy	AL-KO low frame 415 CDI
Base engine	Diesel 2.2 l (180 bhp / 132 kW)	2.0 l diesel (150 bhp / 110 kW)	Diesel 2.2 l (180 bhp / 132 kW)	2.0 l diesel (150 bhp / 110 kW)
Length / width / height (mm) ^{1) 2) 3)}	7480 / 2270 / 2890	7610 / 2270 / 2945	7780 / 2270 / 2890	7910 / 2270 / 2945
Wheel base (mm)	4143	4243	4343	4443
Double floor height / double floor storage compartment (mm)	220 / 460		220 / 460	
Headroom in living area (mm)	1980		1980	
Rear garage interior height (mm)	1120 / 1240*		1120 / 1240*	
Door width / height rear garage at passenger side (mm)	1050 x 1100		1050 x 1100	
Door width / height, rear garage at passenger side (mm)	1050 x 1100		1050 x 1100	
Technically permissible gross vehicle weight (kg)	4250 / 4.500 ¹	4200 / 4.500 ¹	4250 / 4.500 ¹	4200 / 4.500 ¹
Weight in roadworthy condition (kg) ^{6) 7) 9)}	3445	3525	3545	3625
Unladen weight in finished factory condition (kg) ⁸⁾	3260	3340	3360	3440
Max. towed load (kg) ¹⁰⁾	1800	2000	1800	2000
Maximum number of seats while driving with 3-point seat belt (standard / optional) ⁵⁾	4 / 5 ¹⁵⁾		4 / 5 ¹⁵⁾	
Sleeping berths (standard / optional)	4 / 5		4 / 5	
Rear bed dimensions (mm)	1950 x 1450		1950 x 1450	
Drop-down bed dimensions (mm)	1950 x 1600		1950 x 1600	
Seating area bed conversion dimensions (mm)**	1920 x 1125 / 670		1920 x 1125 / 670	
Fridge volume / of which freezer compartment (l)	153 / 29		153 / 29	
Heating system	Truma Combi 6		Truma Combi 6	
Fresh water volume (l) ⁵²⁾	170		170	
Waste water volume (l)	140		140	
Battery capacity (Ah)	2 x 80		2 x 80	
230 V / 12 V / USB sockets	5 / 2 / 2	5 / 1 / 1	5 / 2 / 2	5 / 1 / 1
Article no.	130181	130486	130188	130487


¹ Option with max. payload

* with optional Pedelec scooter garage

** in conjunction with special equipment

! We recommend that you consult your dealer about the price which applies at the point in time when the contract is concluded! ¹⁰⁵⁾

 Fiat Models:
180 HP engine as standard



	I 5.9 XL LE		I 6.2 XL QB	
Base vehicle	Fiat Ducato	Mercedes-Benz Sprinter	Fiat Ducato	Mercedes-Benz Sprinter
Standard chassis	AL-KO low frame DA 40 heavy	AL-KO low frame DA 415 CDI	AL-KO low frame DA 40 heavy	AL-KO low frame DA 415 CDI
Base engine	Diesel 2.2 l (180 bhp / 132 kW)	2.0 l diesel (150 bhp / 110 kW)	Diesel 2.2 l (180 bhp / 132 kW)	2.0 l diesel (150 bhp / 110 kW)
Length / width / height (mm) ^{1) 2) 3)}	8400 / 2270 / 2890	8530 / 2270 / 2945	8650 / 2270 / 2890	8780 / 2270 / 2945
Wheel base (mm)	4080 / 800	4180 / 800	4080 / 800	4180 / 800
Double floor height / double floor storage compartment (mm)	220 / 460		220 / 460	
Headroom in living area (mm)	1980		1980	
Rear garage interior height (mm)	1200		1120 / 1240*	
Door width / height rear garage at passenger side (mm)	1050 x 1140		1050 x 1100	
Door width / height rear garage at driver side (mm)	1050 x 1140		1050 x 1100	
Technically permissible gross vehicle weight (kg)	5000 / 5500 ¹		5000 / 5500 ¹	
Weight in roadworthy condition (kg) ^{6) 7) 9)}	3905	3985	3925	4005
Unladen weight in finished factory condition (kg) ⁸⁾	3720	3800	3740	3820
Max. towed load (kg) ¹⁰⁾	1800	1600	1800	1600
Maximum number of seats while driving with 3-point seat belt (standard / optional) ⁵⁾	4 / 5 ¹⁵⁾		4 / 5 ¹⁵⁾	
Sleeping berths (standard / optional)	4 / 5		4 / 5	
Rear bed dimensions (mm)	2000 / 2000 x 850		1950 x 1450	
Drop-down bed dimensions (mm)	1950 x 1600		1950 x 1600	
Seating area bed conversion dimensions (mm)**	1950 x 1330 / 685		1950 x 1330 / 685	
Fridge volume / of which freezer compartment (l)	153 / 29		153 / 29	
Heating system	Alde WW		Alde WW	
Fresh water volume (l) ⁵²⁾	170		170	
Waste water volume (l)	140		140	
Battery capacity (Ah)	2 x 80		2 x 80	
230 V / 12 V / USB sockets	5 / 2 / 2		5 / 2 / 2	
Article no.	130200	130500	130210	130510

¹ Option with max. payload
* with optional Pedelec scooter garage
** in conjunction with special equipment

Article no.		216050	212055	212056
Super package	Weight	Fiat	MB Single axle	MB Twin axle
	kg	£	£	£
Chassis options				
Driver's cabin automatic air conditioning ³³⁾		470	-	-
THERMOTRONIC fully automatic air conditioning system ³³⁾		-	3,070	3,070
Cruise control		Standard	455	455
Higher output alternator ⁴⁷⁾		185	185	185
9G-TRONIC automatic gearbox incl. hold function		-	-	3,035
92 litre fuel tank		-	400	400
Front axle with increased load bearing capability		-	430	430
Steering wheel with multifunctional buttons option (incl. leather gearshift with manual transmission)		-	375	375
Instrument cluster with colour display		-	470	470
Rain sensor		-	200	200
Electric handbrake		-	500	500
Driver's cabin comfort seats with tilt and height adjustment (front / rear)		505	505	505
Dashboard finish: Ventilation grille in chrome		210	-	-
Crank-operated rear supports to prevent swaying in standing position		385	385	385
Habitation options				
"Carthago best view" bus mirror system with entrance lighting, electrically adjustable and heatable		360	360	360
XL habitation door "premium two 2.0" (W: 63 cm) with double locking, window blind and anti-insect blind		465	465	465
Central locking for driver's cabin door and habitation door, with "coming home" function ¹⁷⁾		505	505	505
Scooter garage upgrade with needle felt, luggage nets, fixing system		305	305	305
SOG toilet ventilation via roof chimney		325	325	325
Truma DuoControl CS ⁷³⁾		385	385	385
Designer bar cabinet with glass holder and glass set above kitchen ⁶⁴⁾		375	375	375
USB socket in overhead storage cabinet above rear bed		100	100	100
Wiring for solar system		210	210	210
Wiring for satellite system		210	210	210
Wiring for reversing camera (single lens)		210	210	210
Pioneer 6.8" radio / moniceiver incl. DAB+, wiring for radio, Roof antenna, speakers (4 x) ^{54) 80) 88)}		960	960	960
Reversing camera system with single lens and 7" colour monitor at side in dashboard		1,000	1,000	1,000
Total price of individual options		7,165	12,385	15,420
Package price	74 / 74 / 104	4,825	8,730	11,775
Your savings		2,340	3,655	3,645
210330 SURCHARGE Pioneer 9" media centre, incl. navigation, motorhome route guidance, DAB+ ¹⁹⁾	-	795	-	-
210300 SURCHARGE for reversing camera with double lens instead of single lens ⁸³⁾	1	600	600	600
210335 SURCHARGE MBUX 10.2" multimedia incl. navigation and DAB+ ⁵¹⁾	-2	-	3,165	3,165

Article no.		216402	216403	216404	216405
Exterior design package (standard with c-line superior)	Weight	Fiat Single axle	Fiat Twin axle	MB Single axle	MB Twin axle
	kg	£	£	£	£
"Superior" designer radiator grille, with vertical / horizontal chrome bars		✓	✓	✓	✓
"Superior" extended exterior decor		✓	✓	✓	✓
"Exclusive" designer front mask above windscreen with black panel		✓	✓	✓	✓
"Liner" engine hood design – visual windscreen extension		✓	✓	✓	✓
16 inch alloy wheels		✓	-	✓	-
16 inch alloy wheels, dual axle		-	✓	-	✓
Package price	-10 / -15 / -10 / -15	1,835	2,220	2,330	3,165

Article no.

216009

Fiat Infotainment package*	Weight	
	kg	£
Digital instrument cluster with colour display in dashboard ¹⁰⁴⁾		✓
Leather steering wheel and gear lever, including multifunctional buttons		✓
Fiat 10,1" multimedia system incl. navigation, motorhome route guidance and DAB+ ⁵¹⁾		✓
Package price	2	2,430

* The Fiat 10.1" multimedia system replaces the Pioneer 6.8" radio / moniceiver and is taken into consideration in the price. Fiat infotainment package not possible in conjunction with Pioneer 9" media centre

Article no.

212315

212316

Mercedes-Benz driver's assistance package * 56)	Weight	Single axle	Twin axle
Active distance assistant DISTRONIC		✓	✓
Active braking assistant		✓	✓
Active alertness assistant		✓	✓
Tyre inflation pressure monitoring system		✓	-
Package price	2	1,645	1,340

* Only in conjunction with MBUX 10.2" multimedia and 9G-Tronic automatic transmission

Article no.

210730

Kitchen / coffee package	Weight	
Inverter for 12 V to 230 V, 1,800 Watt, mains priority circuit		1,700
Capsule coffee maker with connecting kit incl. pull-out system		360
Total price of individual options		2,060
Package price	12	1,760
Your savings		300

Article no.

210451

210464

Living area TV package	Weight	32" : (not XL model)	40" : (only XL model)
TV pull-out system in side seat bench ³⁶⁾		590	-
LED flat screen 32" ³⁹⁾		1,725	-
Electric pull-out for LED flat screen ³⁶⁾		-	855
LED flat screen 40" ³⁹⁾		-	1,820
Total price of individual options		2,315	2,675
Package price	15/18	1,620	1,995
Your savings		695	680
210211 SURCHARGE Teleco Flatsat Classic 85 satellite system with CI slot ^{12) 23)}	28	2,585	2,585

Article no.

210580

210581

210584

Sleeping area TV package	Weight	4.9 LE/LE L, 5.9 XL LE	5.0 QB L	5.0 QB, 6.2 XL QB
TV cabinet in sleeping area with special TV pull-out system ³⁶⁾		800	-	-
TV wall bracket in sleeping area ³⁶⁾		-	435	-
24" LED flat screen in sleeping area ^{23) 39)}		1,270	1,270	-
Wiring for TV connection incl. cable set in canopy and cover panel		-	-	255
24" LED flat screen in sleeping area incl. TV bracket, contact switch ^{23) 39) 86)}		-	-	1,700
Total price of individual options		2,070	1,705	1,955
Package price	18/13/ 13	1,430	1,220	1,350
Your savings		640	485	605
210212 SURCHARGE Teleco Classic 85 satellite system with skew / twin LNB for 2nd TV ^{12) 23)}	30	2,740	2,740	2,740

Article no.		210805	216005
ALDE Polar package (not XL models)	Weight	Fiat	Mercedes-Benz
	kg	£	£
Insulating mat for front and side windows, outside		400	400
Insulating mat for foot area driver's cabin inside		185	-
Insulating double-glazing in side windows / door windows in driver's cabin		1,000	1,000
Alde warm water heater, 230 V / gas operation with booster in driver's cabin		2,960	2,960
Alde heat exchanger (use of engine heat)		1,030	1,030
Total price of individual options		5,575	5,390
Package price	88/83	4,260	4,080
Your savings		1,315	1,310

Article no.		£ incl. 20 % VAT	kg	I 4.9 LE	I 4.9 LE L	I 5.0 QB	I 5.0 QB L	I 5.9 XL LE	I 6.2 XL QB
Fiat Ducato chassis									
310027	180 HP / 132 kW engine, Euro 6d Final, 9G automatic torque converter transmission ⁶⁷⁾	Standard	-5	X	X	X	X	X	X
310041	180 HP / 132 kW engine, Euro VI E (heavy duty), 9G automatic torque converter transmission ^{67)**}	230	-5	-	-	-	-	○	○
330340	Fiat 16 inch alloy wheels (superior series)	775	-10	●	●	●	●	-	-
330345	Fiat 16 inch alloy wheels (double axle)	1,125	-15	-	-	-	-	●	●
311810	Reinforced front axle springs for optimal ride comfort ⁵⁷⁾	540	3	○	○	○	○	○	○
311815	AL-KO "ACS" High Performance front axle spring strut ⁵⁷⁾	1,300	-	○	○	○	○	○	○
330480	Weight increase from 4,250 kg to 4,500 kg	300	-	○	○	○	○	-	-
212411	Increased load from 5,000 kg to 5,400 kg permissible gross vehicle weight ^{30) 49)**}	2,290	-	-	-	-	-	○	○
212416	Increased load from 5,000 kg to 5,500 kg permissible gross weight (AL-KO Air Premium X2) ^{30) 49)}	7,270	60	-	-	-	-	○	○
212420	Increased load from 5,000 kg to 5,500 kg permissible gross weight (AL-KO Air Premium X4) ^{*/** 30)}	11,980	82	-	-	-	-	○	○
310630	Leather steering wheel and gear lever	270	-	●	●	●	●	●	●
310632	Multi-functional steering wheel (radio remote control via control buttons)	270	-	●	●	●	●	●	●
Mercedes-Benz Sprinter chassis									
310147	Engine variant 170 HP / 125 kW, Euro VI E (only in conjunction with automatic transmission) ⁹⁹⁾	2,490	-	○	○	○	○	○	○
310402	9G-TRONIC automatic gearbox incl. hold function	3,035	30	○	○	○	○	●	●
330351	16-inch alloy wheels (black) with all-weather tyres (superior series) ³²⁾	1,305	-10	●	●	●	●	-	-
330361	16-inch alloy wheels (black) with all-weather tyres (double axle)	2,090	-15	-	-	-	-	●	●
310467	Increased load from 4,200 kg to 4,500 kg	300	-	○	○	○	○	-	-
310468	Increased load from 5,000 kg to 5,500 kg (double axle)	505	-	-	-	-	-	○	○
410011	Entrance step, driver's cabin access, retracted and extracted electrically	505	5	○	○	○	○	○	○
Other Fiat / Mercedes-Benz chassis options									
330840	AL-KO Air Premium X2, full pneumatic suspension at rear axle* ¹³⁾	3,995	45	○	○	○	○	-	-
330860	AL-KO Air Premium X2, full pneumatic suspension at rear axle* ¹³⁾	4,990	60	-	-	-	-	○	○
330880	AL-KO Air Premium X4, 4-channel full pneumatic suspension at rear/front axle* ^{13) 20)}	9,555	50	○	○	○	○	-	-
330900	AL-KO Air Premium X4, 4-channel full pneumatic suspension at rear/front axle* ^{13) 20)}	11,295	82	-	-	-	-	○	○
331341	AL-KO HY4 hydraulic supporting jack system at front and rear ⁴⁸⁾	7,200	70	○	○	○	○	○	○
330070	Driver's cabin heated seats (driver/passenger seat) ⁶²⁾	700	2	○	○	○	○	○	○
311400	Removable towbar	1,655	60	○	○	○	○	○	○
311430	Removable tow bar in conjunction with Pedelec scooter garage	1,995	50	-	-	○	○	-	○
Habitation exterior									
410150	Additional security locks in the driver's cabin door and habitation door	620	2	○	○	○	○	○	○
410260	"Silverline" exterior colour scheme (driver's cabin and habitation in silver) ²¹⁾	3,435	1	○	○	○	○	○	○
410580	Aluminium roof awning frame, grey canvas, length: 5.0 m	1,830	50	○	○	○	○	○	○
410601	Aluminium roof awning frame, grey canvas, length: 5.5 m	2,035	55	-	○	-	○	○	○
410640	Electric roof awning (230 V) aluminium frame, grey canvas, length: 5.5 m ⁴³⁾	2,620	60	-	○	-	○	○	○
410670	Electric roof awning (230 V) aluminium frame, grey canvas, length: 6.0 m ⁴³⁾	2,895	65	-	-	-	-	○	○
410690	LED light strip at roof awning	305	5	○	○	○	○	○	○
410660	Insulating mat for front and side windows, outside	400	10	●	●	●	●	○	○
410700	Insulating glazing in side windows / door windows in driver's cabin	1,000	10	●	●	●	●	X	X
410114	Patented Pedelec scooter garage, loading height of up to 124 cm ^{42) 66)}	435	15	-	-	○	○	-	○
410925	Push-in and transport system for 2 Pedelecs / E-bikes ⁷¹⁾	635	20	-	-	○	○	-	○

* Pneumatic suspension options are currently unavailable for models on the Mercedes-Benz Sprinter. Please contact your trade partner.

** Optional weight increase 5.4 t / 5.5 t with Fiat Ducato and 180 HP / 132 kW Euro VI E engine (Heavy Duty) may only be ordered together.

Article no.		£ incl. 20 % VAT	kg	I4.9 LE	I4.9 LE L	I5.0 QB	I5.0 QB L	I5.9 XL LE	I6.2 XL QB
Electrical system									
510051	Lithium ion battery 90 Ah incl. battery computer and separate touch display ⁵⁵⁾	1,655	-37.5	○	○	○	○	○	○
510052	2nd lithium ion battery 90 Ah, total 180 Ah, including battery computer ⁵⁵⁾	1,835	12.5	○	○	○	○	○	○
510081	Solar panel system: 2 x 100 Watt ¹²⁾	1,730	20	○	○	○	○	○	○
510180	Inverter for 12 V to 230 V, 1,800 W with mains priority circuit	1,700	10	●	●	●	●	●	●
510255	Socket package with additional sockets (3 x 230 V, 2 x USB) ⁴⁵⁾	430	3	○	○	○	○	○	○
510201	Carthago Security alarm system ³⁵⁾	915	5	○	○	○	○	○	○
Gas Water Miscellaneous									
610021	Gas filter for Truma DuoControl CS (recommended) ⁹⁵⁾	195	1	○	○	○	○	○	○
610120	Exterior gas connection behind double floor exterior storage compartment at passenger side	235	5	○	○	○	○	○	○
610140	Hot / cold exterior shower in scooter garage at drivers side	305	5	○	○	○	○	○	○
610220	Thetford C 260 toilet with ceramic insert (superior series) ⁹²⁾	200	5	○	○	○	○	○	○
610500	Aluminium chequered floor for scooter garage ⁶⁶⁾	160	20	○	○	○	○	○	○
Kitchen appliances									
550081	Tec-Tower fridge combination 153 l with separate gas oven ⁷⁵⁾	765	20	○	○	○	○	○	○
550067	Gas oven with grill function in kitchen base unit ³⁷⁾	925	12	○	○	○	○	○	○
550286	Capsule coffee maker with connecting kit incl. pull-out system	360	2	●	●	●	●	●	●
Heating air conditioning									
650040	Truma Combi 6E (additional electric heating element 2 x 900 Watt / 230 V) ⁶³⁾	645	2	○	○	○	○	-	-
650230	Alde warm water heater, 230 V / gas operation with booster in driver's cabin ⁶³⁾	2,960	45	●	●	●	●	X	X
650240	Alde heat exchanger (use of engine heat)	1,030	13	●	●	●	●	○	○
650260	Truma Aventa Comfort roof-mounted air conditioning system ^{12) 14)}	2,360	30	○	○	○	○	○	○
Multimedia									
710029	Pioneer 9" media centre incl. navigation, motorhome route guidance, DAB+ ¹⁹⁾	1,360	-	○	○	○	○	○	○
710180	Reversing camera system with double lens, shutter including 7" colour monitor ⁸³⁾	1,600	7	○	○	○	○	○	○
710503	TV pull-out system in side seat bench ³⁶⁾	590	5	●	●	●	●	-	-
710548	32" LED flat screen for TV pull-out system ³⁹⁾	1,725	10	●	●	●	●	-	-
710505	40" LED flat screen incl. electric pull-out system ³⁹⁾	2,670	18	-	-	-	-	●	●
910460	Additional TV connection in sleeping area ^{25) 36)}	300	3	●	●	-	●	●	-
710481	TV cabinet in sleeping area with TV pull-out system and connection set ³⁶⁾	800	12	●	●	-	-	●	-
710477	Wiring for TV connection in sleeping area incl. cable set and cover panel	255	3	-	-	●	-	-	●
710470	24" LED flat screen for TV cabinet in sleeping area or washroom rear wall ^{23) 25) 39) 87)}	1,270	10	●	●	-	●	●	-
710478	24" LED flat screen in sleeping area incl. TV bracket, power contact switch, TV signal ^{23) 39) 86)}	1,700	10	-	-	●	-	-	●
710575	Service camera at waste water tank outlet pipe ⁸⁵⁾	500	2	○	○	○	○	○	○

Article no.		£ incl. 20 % VAT	kg	I 4.9 LE	I 4.9 LE L	I 5.0 QB	I 5.0 QB L	I 5.9 XL LE	I 6.2 XL QB
Satellite systems									
750041	Teleco Flatsat Classic 85 satellite system with CI slot ^{12) 23)}	3,000	28	○	○	○	○	○	○
750046	Teleco Flatsat Classic 85 satellite system with Skew / Twin LNB for second TV ^{12) 23)}	3,315	30	○	○	○	○	○	○
Interior									
810026	linea progressiva world of style (not superior) ⁷⁸⁾	760	-	○	○	○	○	○	○
810100	Carpet for living area	325	6	○	○	○	○	○	○
810120	Carpet for driver's cabin area	170	4	○	○	○	○	○	○
810465	"Sky Dream Comfort" driver's cabin incl. two panoramic skylights (instead of drop-down bed) ⁷⁶⁾	1,995	10	○	○	○	○	○	○
810340	Drop-down bed with Carawinx under spring system instead of slatted frame	455	5	○	○	○	○	○	○
810580	Lounge seating area can be converted into a sleeping area ⁶⁹⁾	515	10	○	○	○	○	○	○
810684	Lounge seating area with shortened L-side for wider passage	280	-	○	○	○	○	-	-
810680	5th seat in side seat bench with 3-point seat belt ⁵⁾	900	10	○	○	○	○	○	○
Living area materials									
850600	Barcelona (23) – Antara / fabric combination	Standard	-	X	X	X	X	X	X
850610	Venezia – Antara / fabric combination	Standard	-	X	X	X	X	X	X
850700	Malaga – textile leather fabric combination	370	3	○	○	○	○	○	○
850640	Davos – textile leather / fabric combination	370	3	○	○	○	○	○	○
850710	Ivory part leather – leather / fabric combination	1,300	7	○	○	○	○	○	○
850720	Macchiato part leather (23) – leather / fabric combination	1,300	7	○	○	○	○	○	○
850670	Ivory Supreme part leather – leather/fabric combination	2,000	7	○	○	○	○	○	○
850680	Sand Supreme part leather – leather/fabric combination	2,000	7	○	○	○	○	○	○
850690	Ivory leather	3,200	10	○	○	○	○	○	○
850730	Sand leather	3,200	10	○	○	○	○	○	○
850740	Macchiato leather	3,200	10	○	○	○	○	○	○
850501	World of sleeping & decoration set: decorative cushions, bed throw, fitted sheet set ²⁶⁾	360	7	○	○	○	○	○	○

The jewel in the crown of the Carthago Liner class: more comfort, more self-sufficiency, more independence

Exclusive exterior design:



- Carthago full LED headlights
- Modern GRP bus rear
- Carthago rear lights with dynamic LED indicators

Living area concept:



- Two-level room concept with standing height in the living area: 2.11 m
- Spacious and extra comfortable round seating area for up to 6 people

Double floor with huge, heated storage compartment:



- Usable height up to 70 cm
- Exterior access via several large hatches. Convenient interior access via the seat bench cover of the L-shaped lounge seating area, the swing-up side seat bench and large living area floor hatches
- Large, central through-loading space (interior height 22 cm) with extra-low double floor storage compartment (usable height 46 cm), conveniently loadable through the XL habitation door via a large, self-supporting living area floor hatches
- Entire double floor heated with climate storage function

Maximum self-sufficiency:



- 235 l fresh water / 185 l waste water
- 2 x 80 Ah batteries (can be extended to 3 x 80 Ah or 2 x 90 Ah Lithium-Ion batteries)
- Alde warm water heating technology

AL-KO low frame Carthago special:



- Fiat Ducato AL-KO single axle up to 4.8 t / double axle up to permissible gross weight of 5.5 t



- Mercedes-Benz AL-KO single axle up to 4.5 t / double axle up to permissible gross weight of 5.5 t

Base vehicle

- Carthago Full-LED headlights (dipped and main beam) including LED daytime driving light
- Fog light
- Driver/passenger airbag¹¹⁾
- Mud flaps on front and rear axle
- Fix & Go repair kit
- 16-inch steel wheels

Fiat Ducato with AL-KO low frame Carthago special

- Engine: 2.2 l diesel Multijet 3 with Adblue (19 l), 180 bhp / 132 kW, 4 cylinders, 380 Nm, Euro 6d Final, 9G torque converter transmission, front-wheel drive
- Fuel tank capacity 90 l
- Reinforced spring on the front axle with increased axle load up to 2.3 t
- Start / Stop system
- Side wind assistant (single axle models), cruise control, ABS, ESP, ASR, electric immobiliser, Hillholder, Hill Descent Control, Traction Plus, trailer stability control, collision braking system⁶⁵⁾
- Manual air conditioning system
- Glove compartment
- Wheel trim with Carthago lettering

Mercedes-Benz Sprinter with AL-KO low frame Carthago special

- Engine: 2.0 l diesel with Adblue (22 l), 150 HP / 110 kW, 4 cylinders, 330 Nm, Euro VI e, 6-speed gearbox, front-wheel drive
- Fuel tank capacity 65 l
- Reinforced front axle with increased axle load of 2.1 t
- Keyless Start incl. Start/Stop button
- Side wind assistant (single axle model), Hillholder, ABS, ASR, EBV, ESP
- Driver and passenger cup holders, glove compartment at passenger side
- Hinged lid for storage compartment
- Automatic driving light control
- Mercedes-Benz emergency call system, breakdown management
- Chassis battery 12 V / 92 Ah
- Wide-gauge front axle
- Wiring (cable set) for habitation door central locking system
- Electric warm air auxiliary heating in driver's cabin
- Original Mercedes-Benz wheel trims

Liner premium-class body construction

- 10-year water ingress guarantee
- Wood-free bodywork with GRP roof and floor covering
- Roof/wall connection via curved roof and frame member
- Roof system rails at side with rainwater deflection function
- Side and rear walls with aluminium on the interior and exterior
- RTM hard foam insulating core in roof, floor and side wall
- Floor to side wall connection using aluminium frame member bonded over its entire surface with additional cold stop
- Total wall and roof thickness, 38 mm
- Body with lightning strike protection / Faraday cage
- Exterior hatches made from the original side wall material "Carthago Isoplus"
- Internal/external flap seal, outer seal as water spray protection
- Exterior hatches and habitation door with internal hinges
- Fuel tank flap flush-mounted into side wall
- Segmented side skirts made from aluminium profile
- GRP bus rear with double-shell insulation, separate rear bumper
- Carthago rear lights with dynamic LED indicators
- Seitz de Luxe habitation window, thermal bridge-free double frame with insulated glazing and flat outer window surface, insect screen roller blind and pleated blackout blind
- LED exterior light above habitation door with rain deflector
- Electrically extending habitation door entrance step with warning buzzer

Driver's cabin

- Dashboard sloping steeply towards the front (view of road surface in Fiat after 2.77 m, in Mercedes-Benz after 3.77 m)
- Extra-high panoramic windscreen with increased depth
- "Exclusive" designer front end with black panel above windscreen
- "Liner" engine hood design – visual windscreen extension
- Pleated blackout blinds behind rear side windows (operated from the side)
- Front mask in GRP, with double-shell insulation
- Driver's cabin seats further apart: better visibility and more access width in driver's cabin
- Driver's cabin door with security double locking, electric windows, rain gutter
- Soundproofing measures for engine compartment
- Aguti "Roadliner" driver and passenger comfort seats with Carthago label, in same material as living area, rotatable, with integrated seat belts and padded armrests
- Dashboard with leather-covered moulded part, practical sideboard and wiring for integrated reversing camera monitor and drinks bottle holder
- Overhead storage cabinets all around instead of drop-down bed (Mercedes-Benz single axle)
- Leather-covered bottom panelling for drop-down bed, LED spotlights and storage compartments at the side
- Headroom beneath drop-down bed of up to 190 cm
- Sideboard at the passenger side with two heating convectors and storage compartment above

Driver's cabin thermal concept

- Insulating double glazing in driver's cabin: Side and door windows
- Convector package with 2-speed fan (booster) beneath driver's seat (Fiat), or in sideboard (Mercedes-Benz), for targeted footwell heating
- Electric honeycomb insulating pleated windscreen blind with individually programmable privacy and sun visor function
- Dashboard surface targeted heating for additional heating of the driver's cabin (surface heating effect): Integrated heating convectors with circulation baffle plate (double convectors at driver and passenger sides)
- Driver's cabin door entrance: targeted heating with additional convector

Double floor

- Usable height up to 70 cm
- Through-loading storage compartment with lighting and heating
- Outside access via several large hatches
- Interior access via the round lounge seating area with patented fitting, swing-up side seat bench and via the large living area floor hatches
- Central through-loading space (interior height 22 cm) with low double floor storage compartment (usable height 46 cm)

Large scooter garage

- Scooter garage load capacity up to 450 kg
- Large garage hatches at the driver and passenger sides, with gas pressure rods
- Garage floor with GRP on top and bottom, anti-slip coating
- With all-round frostproof insulation and heating
- Lashing system via aluminium frame member, including eight lashing eyes
- Outdoor shower in scooter garage at passenger side (warm / cold)

Interior

- linea chiara world of style: Noce Fino furniture decor with overhead cabinet doors in high gloss ivory

Living area

- Inside of walls and roof with microfibre climate-regulating wall covering
- Large front round seating area with wide side seat bench
- Model XL: XL round seating area with long side sofa including pull-out sleeping and seating surface at passenger side
- Heki III panoramic skylight above round seating area with LED spotlights
- Living area window above side bench on passenger side
- Luxury living area table, movable in two directions (via foot pedal)
- Pull-out shoe cabinet with storage system integrated into the base of the seat bench, locking mechanism via electric central locking in kitchen
- Seat padding with multilayer premium foam core and back support function
- "Durafix" double connecting technology: Furniture section screwed together and mortised
- Hatch closers with soft closing mechanism
- Removable decorative curtain, Roman blind system can be adjusted and fixed vertically

Kitchen

- Comfort corner kitchen with pull-out kitchen work surface with worktop extension, easily accessible storage space reserves, bottle holder and two waste bins
- Kitchen work surface in "Savannah" décor with Corian drip edge
- Work surface lit from underneath with LED light strip
- "Easy glide" roller-mounted kitchen drawers, with self and soft closing mechanism
- Electric central locking in the kitchen area including bar cabinet and shoe cabinet
- Separate drawer for cutlery with organiser
- "Profi Gourmet" 3-ring hob with divided glass cover for additional storage space with robust cast iron trivet and easy-clean glass shelf
- Round stainless steel sink embedded in work surface with multifunctional sink cover including wall holder for increasing size of work surface
- Designer mixer tap in metal with pull-out spray head
- Kitchen rear wall in cream decorative glass
- Coffee machine lift can be lowered from overhead storage cabinet
- Large fridge with door opening at both sides, separate freezer compartment, automatic energy source finder 12 V / 230 V / gas operation
- Slide out storage cabinet, floor-to-ceiling in XL models.
- Electric roof hood fan

Washroom & changing room

Changing room & room partitioning

- Changing room incl. Mini-Heki skylight with lockable room partitioning door and solid wooden sliding door (XL models) to living area
- Solid wood sliding door in front of sleeping area (Model 50 LE)
- Pull-out TV wall and room divider in front of sleeping area (Models 51 QB)
- Solid wood sliding door in front of sleeping area with full length mirror (XL models)
- Floor-to-ceiling wardrobe with two clothes rails and shelf integrated in the changing room (50 LE L models, XL models)

Luxury washroom with separate shower room (models 50 LE, 51 QB)

- Waterproof shower insert in same design as living area floor
- Rain shower with roof light, standing height 1.98 m
- Shower tray and shower corner pillar in dark granite look, shower walls with marble design incl. clothes hooks
- Height-adjustable shower head on chromium rail (model 50 LE)
- Wash stand base unit with toilet roll holder, mirrored storage cabinet
- Luxury washroom door with 3-way function (washroom double door for toilet and room partitioning from living area)

XL washroom with XL room concept (Models 61 XL LE, 64 XL QB)

- Open wash area and designer washbasin
- Mini-Heki skylight
- XL round shower with waterproof shower insert in same design as living area floor and "one level" shower access
- Rain shower with roof light, including blackout blind
- Shower head height-adjustable on chrome rail
- Shower tray and shower corner pillar in dark granite look, shower walls with marble design incl. clothes hooks
- Additive warm water underfloor heating: Additional heating coils in double floor area of washroom
- Micro-Heki skylight in toilet
- Separate toilet with side window, towel warmer as well as footwell extension

Sleeping

Drop-down bed above the driver's cabin area (not Mercedes-Benz single axle)

- Slatted frame and quality mattress
- Extra-low positioning of the bed: Access via side seat
- Wobble-free support in sleeping configuration, bookshelf and LED spotlights
- Dividing curtain between drop-down bed and living area
- Mini-Heki skylight

Fixed beds in rear area

- Carawinx medically recommended point elastic sleeping system, heated and ventilated
- 7-zone quality cold foam mattress
- Mini-Heki skylight
- Raisable head section

Lengthways single beds

- Pull-out comfort access steps with additional storage compartment, including sleeping area extension
- Integrated TV cabinet in sleeping area with shelf
- Wardrobes beneath the beds, lowered into the double floor, with lift function and divided mattress
- All-round overhead storage cabinets

On-board equipment

Water

- Fresh water and waste water tank in heated double floor, cleaning opening via living area floor hatches or scooter garage (depending on model)
- Ball type drain valve positioned in the double floor protected from frost (central water drain)
- Low-maintenance water pressure pump system
- Waste water hose set with bayonet connection

Gas

- External gas bottle compartment in low position
- Holds 2 x 11 kg gas bottles
- Gas isolation taps in kitchen area

Electrical system

- Easily accessible electrical centre in scooter garage, including charger / fuses / fuse protection, 22 A automatic charger, electric control, automatic switch-off when voltage too low, including starter battery charging function
- Heated battery centre, 2 x 80 Ah gel batteries in double floor, accessible from scooter garage (Fiat single axle models via double floor storage compartment at passenger side) main power switch
- Multifunctional panel behind technical panel above habitation door
- 230 V socket in seating area, kitchen, washroom, scooter garage
- 12 V socket in driver's cabin (Fiat: 2 x Mercedes-Benz: 1 x), Scooter garage
- USB socket in driver's cabin (Fiat: 2 x Mercedes-Benz: 1 x)

Innovative light concept

- Lighting system with numerous LED spotlights in driver's cabin, living area and changing room with continuous dimmer function
- Ceiling canopy with additional LED spotlights and indirect LED lighting
- LED spot light with background lighting in the entrance area
- LED mood light in kitchen area / plinth of seat bench
- LED mood light with backlighting in round washroom wall
- Night lighting in the floor with LED spotlights, can be switched from entrance and sleeping area
- Living area step to changing room with flush-fitted surface lighting


TV

- "Quick up" TV pull-out system in side seat bench backrest for 32" LED flat screen, connection pre-wiring for 32"/40" LED flat screen

Alde warm water heating technology

- Alde warm water heating (with separate heating circuit in XL models), operated using 230 V electricity or gas, including 230 V heating cartridge, warm water boiler, venting valves, numerous convectors in driver's cabin, dashboard, living area, double floor and scooter garage
- Underfloor heating effect due to heated climate storage double floor
- Additive warm water underfloor heating: Additional heating coils in double floor area of XL washroom
- Dashboard with targeted heating for additional heating of the driver's cabin: Insulated sandwich area beneath dashboard with warm water heating coils for surface heating
Booster: Convector package with 2-speed fan underneath driver's seat, additional convector in the entry doorway

! We recommend that you consult your dealer about the price which applies at the point in time when the contract is concluded! ¹⁰⁵⁾

 Fiat Models:
180 HP engine as standard




Base vehicle	I 50 LE		I 50 LE DA	
	Fiat Ducato	Mercedes-Benz Sprinter	Fiat Ducato	Mercedes-Benz Sprinter
Standard chassis	AL-KO low frame 40 heavy	AL-KO low frame 415 CDI	AL-KO low frame DA 40 heavy	AL-KO low frame DA 415 CDI
Base engine	Diesel 2.2 l (180 bhp / 132 kW)	2.0 l diesel (150 bhp / 110 kW)	Diesel 2.2 l (180 bhp / 132 kW)	2.0 l diesel (150 bhp / 110 kW)
Length / width / height (mm) ^{1) 2) 3)}	7890 / 2270 / 3050	8050 / 2270 / 3105	7890 / 2270 / 3050	8050 / 2270 / 3105
Wheel base (mm)	4543	4643	3820 / 800	3920 / 800
Double floor height / double floor storage compartment (mm)	220 / 460		220 / 460	
Headroom in living area / changing room / sleeping area (mm)	2110 / 1980		2110 / 1980	
Rear garage interior height (mm)	1320		1320	
Door width / height rear garage at passenger side (mm)	1150 x 1280		1150 x 1280	
Door width / height rear garage at driver side (mm)	1150 x 1280		1150 x 1280	
Technically permissible gross vehicle weight (kg)	4500 / 4.800 ¹	4500	5000 / 5.500 ¹	
Weight in roadworthy condition (kg) ^{6) 7) 9)}	3800	3880	3965	4045
Unladen weight in finished factory condition (kg) ⁸⁾	3585	3665	3750	3830
Max. towed load (kg) ¹⁰⁾	1800	2000	1800	1600
Maximum number of seats while driving with 3-point seat belt (standard / optional) ⁵⁾	4 / 5 ¹⁵⁾	3 ⁹³⁾	4 / 5 ¹⁵⁾	
Sleeping berths (standard / optional)	4 / 5	2 / 3	4 / 5	
Rear bed dimensions (mm)	2010 / 2030 x 850		2010 / 2070 x 850	
Drop-down bed dimensions (mm)	1950 x 1600	-	1950 x 1600	
Seating area bed conversion dimensions (mm) *	1930 x 1290 / 845		1930 x 1290 / 845	
Fridge volume / of which freezer compartment (l)	153 / 29		153 / 29	
Heating system	Alde WW		Alde WW	
Fresh water volume (l) ⁵²⁾	235		235	
Waste water volume (l)	185		185	
Battery capacity (Ah)	2 x 80		2 x 80	
230 V / 12 V / USB sockets	5 / 3 / 2	5 / 2 / 1	5 / 3 / 2	5 / 2 / 1
Article no.	132138	132438	132148	132448

¹ Option with max. payload

* in conjunction with special equipment


! We recommend that you consult your dealer about the price which applies at the point in time when the contract is concluded! ¹⁰⁵⁾

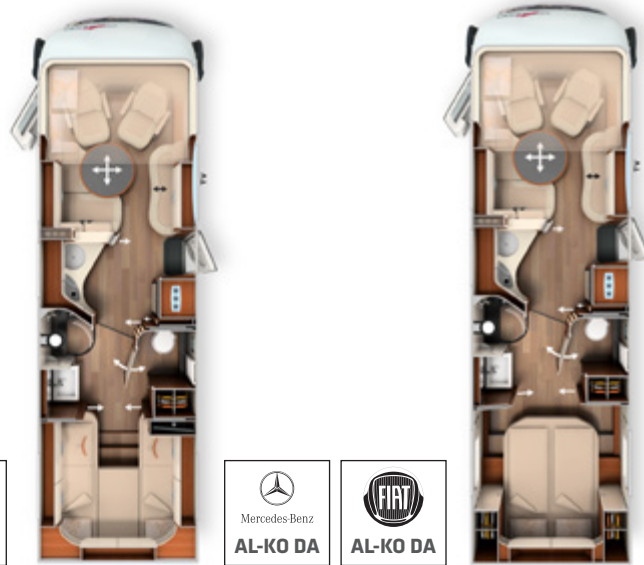
 Fiat Models:
180 HP engine as standard



	I 51 QB		I 51 QB DA	
	Fiat Ducato	Mercedes-Benz Sprinter	Fiat Ducato	Mercedes-Benz Sprinter
Base vehicle	Fiat Ducato	Mercedes-Benz Sprinter	Fiat Ducato	Mercedes-Benz Sprinter
Standard chassis	AL-KO low frame 40 heavy	AL-KO low frame 415 CDI	AL-KO low frame DA 40 heavy	AL-KO low frame DA 415 CDI
Base engine	Diesel 2.2 l (180 bhp / 132 kW)	2.0 l diesel (150 bhp / 110 kW)	Diesel 2.2 l (180 bhp / 132 kW)	2.0 l diesel (150 bhp / 110 kW)
Length / width / height (mm) ^{1) 2) 3)}	7910 / 2270 / 3050	8070 / 2270 / 3105	7910 / 2270 / 3050	8070 / 2270 / 3105
Wheel base (mm)	4543	4643	3820 / 800	3920 / 800
Double floor height / double floor storage compartment (mm)	220 / 460		220 / 460	
Headroom in living area / changing room / sleeping area (mm)	2110 / 1980		2110 / 1980	
Rear garage interior height (mm)	1120 / 1240*		1120 / 1240*	
Door width / height rear garage at passenger side (mm)	1150 x 1080		1150 x 1080	
Door width / height rear garage at driver side (mm)	1150 x 1080		1150 x 1080	
Technically permissible gross vehicle weight (kg)	4500 / 4.800 ¹	4500	5000 / 5.500 ¹	
Weight in roadworthy condition (kg) ^{6) 7) 9)}	3800	3880	3965	4045
Unladen weight in finished factory condition (kg) ⁸⁾	3585	3665	3750	3830
Max. towed load (kg) ¹⁰⁾	1800	2000	1800	1600
Maximum number of seats while driving with 3-point seat belt (standard / optional) ⁵⁾	4 / 5 ¹⁵⁾	3 ⁹³⁾	4 / 5 ¹⁵⁾	
Sleeping berths (standard / optional)	4 / 5	2 / 3	4 / 5	
Rear bed dimensions (mm)	2000 x 1450		2000 x 1450	
Drop-down bed dimensions (mm)	1950 x 1600	-	1950 x 1600	
Seating area bed conversion dimensions (mm) *	1930 x 1290 / 845		1930 x 1290 / 845	
Fridge volume / of which freezer compartment (l)	153 / 29		153 / 29	
Heating system	Alde WW		Alde WW	
Fresh water volume (l) ⁵²⁾	235		235	
Waste water volume (l)	185		185	
Battery capacity (Ah)	2 x 80		2 x 80	
230 V / 12 V / USB sockets	5 / 3 / 2	5 / 2 / 1	5 / 3 / 2	5 / 2 / 1
Article no.	132178	132478	132188	132488

! We recommend that you consult your dealer about the price which applies at the point in time when the contract is concluded! ¹⁰⁵⁾

 Fiat Models:
180 HP engine as standard



	I 61 XL LE		I 64 XL QB	
	Fiat Ducato	Mercedes-Benz Sprinter	Fiat Ducato	Mercedes-Benz Sprinter
Standard chassis	AL-KO low frame DA 40 heavy	AL-KO low frame DA 415 CDI	AL-KO low frame DA 40 heavy	AL-KO low frame DA 415 CDI
Base engine	Diesel 2.2 l (180 bhp / 132 kW)	2.0 l diesel (150 bhp / 110 kW)	Diesel 2.2 l (180 bhp / 132 kW)	2.0 l diesel (150 bhp / 110 kW)
Length / width / height (mm) ^{1) 2) 3)}	8590 / 2270 / 3050	8750 / 2270 / 3105	8840 / 2270 / 3050	8990 / 2270 / 3105
Wheel base (mm)	4240 / 800	4340 / 800	4240 / 800	4340 / 800
Double floor height / double floor storage compartment (mm)	220 / 460		220 / 460	
Headroom in living area / changing room / sleeping area (mm)	2110 / 1980		2110 / 1980	
Rear garage interior height (mm)	1320		1120 / 1240*	
Door width / height rear garage at passenger side (mm)	1110 x 1280		1150 x 1080	
Door width / height rear garage at driver side (mm)	1110 x 1280		1150 x 1080	
Technically permissible gross vehicle weight (kg)	5000 / 5.500 ¹		5000 / 5.500 ¹	
Weight in roadworthy condition (kg) ^{6) 7) 9)}	4165	4245	4215	4295
Unladen weight in finished factory condition (kg) ⁸⁾	3950	4030	4000	4080
Max. towed load (kg) ¹⁰⁾	1800	1600	1800	1600
Maximum number of seats while driving with 3-point seat belt (standard / optional) ⁵⁾	4 / 5 ¹⁵⁾		4 / 5 ¹⁵⁾	
Sleeping berths (standard / optional)	4 / 5		4 / 5	
Rear bed dimensions (mm)	2000 / 2000 x 850		2000 x 1450	
Drop-down bed dimensions (mm)	1950 x 1600		1950 x 1600	
Seating area bed conversion dimensions (mm) *	1940 x 1480 / 845		1940 x 1480 / 845	
Fridge volume / of which freezer compartment (l)	153 / 29		153 / 29	
Heating system	Alde WW		Alde WW	
Fresh water volume (l) ⁵²⁾	235		235	
Waste water volume (l)	185		185	
Battery capacity (Ah)	2 x 80		2 x 80	
230 V / 12 V / USB sockets	5 / 3 / 2	5 / 2 / 1	5 / 3 / 2	5 / 2 / 1
Article no.	132212	132412	132222	132422

chic e-line

¹ Option with max. payload * Pedelec scooter garage option ** in conjunction with Special equipment

Article no.		216080	212085	212086
Super package	Weight	Fiat	MB Single axle	MB Twin axle
	kg	£	£	£
Chassis options				
Driver's cabin automatic air conditioning ³³⁾		470	-	-
THERMOTRONIC fully automatic air conditioning system ³³⁾		-	3,070	3,070
Cruise control		Standard	455	455
Higher output alternator ⁴⁷⁾		185	185	185
9G-TRONIC automatic gearbox incl. hold function		-	-	3,035
92 litre fuel tank		-	400	400
Steering wheel with multifunctional buttons option (incl. leather gearshift with manual transmission)		-	375	375
Instrument cluster with colour display		-	470	470
Rain sensor		-	200	200
Electric handbrake		-	500	500
Driver's cabin comfort seats with tilt and height adjustment (front / rear)		505	505	505
Dashboard finish: Ventilation grille in chrome		210	-	-
Crank-operated rear supports to prevent swaying in standing position		385	385	385
Habitation options				
"Carthago best view" bus mirror system with entrance lighting, electrically adjustable and heatable		360	360	360
XL habitation door "Safetylux" (W: 63 cm) with safety double locking and "coming home" ¹⁷⁾		1,500	1,500	1,500
Central locking for driver's cabin and habitation door, exterior and scooter garage flaps ⁹⁸⁾		1,000	1,000	1,000
Scooter garage upgrade with needle felt, luggage nets, fixing system		305	305	305
SOG toilet ventilation via roof chimney		325	325	325
Alde heat exchanger (use of engine heat)		1,030	1,030	1,030
Truma DuoControl CS ⁷³⁾		385	385	385
Designer bar cabinet with glass holder and glass set above kitchen ¹⁸⁾		430	430	430
Carthago 3-piece Nautic set of ship's instruments integrated in the underside of the drop-down bed ⁵³⁾		280	280	280
Thetford C260 toilet with ceramic insert ⁹²⁾		200	200	200
USB socket in overhead storage cabinet above rear bed		100	100	100
Wiring for solar system		210	210	210
Wiring for satellite system		210	210	210
Wiring for reversing camera (single lens)		210	210	210
Pioneer 6.8" radio / moniceiver incl. DAB+, wiring for radio, roof antenna, speakers (4x) ^{54) 80) 88)}		960	960	960
Reversing camera system with single lens and 7" colour monitor at side in dashboard		1,000	1,000	1,000
Total price of individual options		10,260	15,050	18,085
Package price	95 / 95 / 125	7,080	10,685	13,720
Your savings		3,180	4,365	4,365
210330 SURCHARGE Pioneer 9" media centre, incl. navigation, motorhome route guidance, DAB+ ¹⁹⁾	-	795	-	-
210300 SURCHARGE for reversing camera with double lens instead of single lens ⁸³⁾	1	600	600	600
210335 SURCHARGE MBUX 10.2" multimedia incl. navigation and DAB+ ⁵¹⁾	-2	-	3,165	3,165

Article no.		216009	
Fiat Infotainment package*	Weight		
	kg	£	
Digital instrument cluster with colour display in dashboard ¹⁰⁴⁾			✓
Leather steering wheel and gear lever, including multifunctional buttons			✓
Fiat 10,1" multimedia system incl. navigation, motorhome route guidance and DAB+ ⁵¹⁾			✓
Package price	2	2,430	

* The Fiat 10.1" multimedia system replaces the Pioneer 6.8" radio / moniceiver and is taken into consideration in the price. Fiat infotainment package not possible in conjunction with the Pioneer 9" media centre

Article no.		212315	212316
Mercedes-Benz driver's assistance package * 56)	Weight	Single axle	Twin axle
	kg	£	£
Active distance assistant DISTRONIC		✓	✓
Active braking assistant		✓	✓
Active alertness assistant		✓	✓
Tyre inflation pressure monitoring system		✓	-
Package price	2	1,645	1,340

* Only in conjunction with MBUX 10.2" multimedia and 9G-Tronic automatic transmission

Article no.		212500	
Luxury habitation door package	Weight		
	kg	£	
Electric self-closing mechanism for quiet closing			✓
Additional LED lighting in door window for "coming & leaving home" function			✓
Keyless access system via RFID-Chip (2x)			✓
Electric door opening support from interior and exterior			✓
Package price	2	965	

Article no.		210731	
Kitchen / coffee package	Weight		
	kg	£	
Inverter for 12 V to 230 V, 1,800 Watt, mains priority circuit			1,700
Capsule coffee machine for coffee machine lift with connection incl. capsule holder and cup set ⁹⁶⁾			500
Total price of individual options			2,200
Package price	12	1,900	
Your savings			300

Article no.		210561	210563
Satellite and TV package	Weight	32": (not XL models)	40": (XL models only)
	kg	£	£
LED flat screen 32" ³⁹⁾		1,725	-
Electric pull-out for 40" LED flat screen		-	855
LED flat screen 40" ³⁹⁾		-	1,820
Teleco Flatsat Classic 85 satellite system with CI slot ^{12) 23)}		3,000	3,000
Total price of individual options		4,725	5,675
Package price	38/46	3,645	4,260
Your savings		1,080	1,415
210213 SURCHARGE Teleco Flatsat Classic 85 satellite system with skew / twin LNB for second TV ^{12) 23)}	2	315	315
210217 SURCHARGE Oyster Vision 85 satellite system with skew / twin LNB for second TV ^{12) 23)}	9	500	500

Article no.		210580	210584
Sleeping area TV package	Weight	Models: 50 LE, 61 XL LE	Models: 51 QB, 64 XL QB
	kg	£	£
Carthago TV pull-out system for TV cabinet in sleeping area ³⁶⁾		670	-
24" LED flat screen in sleeping area ^{23) 39)}		1,270	-
Wiring for TV connection incl. cable set in canopy and cover panel		-	255
24" LED flat screen in sleeping area incl. TV bracket, contact switch ^{23) 39) 86)}		-	1,700
Total price of individual options		1,940	1,955
Package price	18/13	1,340	1,350
Your savings		600	605
210212 SURCHARGE Teleco Flatsat Classic 85 satellite system with skew / twin LNB for second TV ^{12) 23)}	30	2,740	2,740
210216 SURCHARGE Oyster Vision 85 satellite system with skew and twin LNB for second TV ^{12) 23)}	37	3,010	3,010

Article no.		210841	210842
Summer air conditioning package	Weight	not XL models	only XL models
	kg	£	£
Truma Aventa comfort roof-mounted air-conditioning system ¹²⁾		2,360	2,360
Electric roof awning (230 V) aluminium frame, grey canvas, length: 5.5 m ⁴³⁾		2,620	-
Electric roof awning (230 V) aluminium frame, grey canvas, length: 6.0 m ⁴³⁾		-	2,895
Total price of individual options		4,980	5,255
Package price	90/95	4,045	4,260
Your savings		935	995

Article no.		£ incl. 20 % VAT	kg	I 50 LE	I 50 LE DA	I 51 QB	I 51 QB DA	I 61 XL LE	I 64 XL QB
Fiat Ducato chassis									
310027	180 HP / 132 kW engine, Euro 6d Final, 9G automatic torque converter transmission ⁶⁷⁾	Standard	-5	X	X	X	X	X	X
310041	180 HP / 132 kW engine, Euro VI E (heavy duty), 9G automatic torque converter transmission ^{67)**}	230	-5	-	○	-	○	○	○
330340	16 inch alloy wheels, Fiat	775	-10	○	-	○	-	-	-
330345	Fiat 16 inch alloy wheels (double axle)	1,125	-15	-	○	-	○	○	○
311816	AL-KO "ACS" High Performance front axle spring strut	820	-	○	○	○	○	○	○
212400	Weight increase from 4,500 kg to 4,800 kg (incl. RA pneumatic suspension / special aluminium wheels) ²⁸⁾	6,165	45	○	-	○	-	-	-
212405	Weight increase from 4,500 kg to 4,800 kg (incl. full pneumatic suspension / special aluminium wheels) ²⁹⁾	13,470	50	○	-	○	-	-	-
212410	Weight increase from 5,000 kg to 5,400 kg permissible gross vehicle weight (double axle)** ³⁰⁾	995	-	-	○	-	○	○	○
212415	Weight increase from 5,000 kg to 5,500 kg total permissible gross weight (AL-KO Air Premium X2)* ^{** 30)}	5,985	60	-	○	-	○	○	○
212420	Weight increase from 5,000 kg to 5,500 kg total permissible gross weight (AL-KO Air Premium X4)* ^{** 30)}	11,980	82	-	○	-	○	○	○
310630	Leather steering wheel and gear lever	270	-	●	●	●	●	●	●
310632	Multi-functional steering wheel (radio remote control via control buttons)	270	-	●	●	●	●	●	●
Mercedes-Benz Sprinter chassis									
310147	Engine variant 170 HP / 125 kW, Euro VI E (only in conjunction with automatic transmission) ⁹⁹⁾	2,490	-	○	○	○	○	○	○
310402	9G-TRONIC automatic gearbox incl. hold function	3,035	30	○	●	○	●	●	●
330351	16-inch alloy wheels (black) with all-weather tyres ³²⁾	1,305	-10	○	-	○	-	-	-
330361	16-inch alloy wheels (black) with all-weather tyres (double axle)	2,090	-15	-	○	-	○	○	○
310468	Increased load from 5,000 kg to 5,500 kg (double axle)	505	-	-	○	-	○	○	○
410011	Entrance step, drivers cabin access, retracted and extracted electrically	505	5	○	○	○	○	○	○
Other Fiat / Mercedes-Benz chassis options									
330840	AL-KO Air Premium X2, full pneumatic suspension at rear axle* ¹³⁾	3,995	45	○	-	○	-	-	-
330860	AL-KO Air Premium X2, full pneumatic suspension at rear axle* ¹³⁾	4,990	60	-	○	-	○	○	○
330880	AL-KO Air Premium X4, 4-channel full pneumatic suspension at rear/front axle ^{13) 20)}	9,555	50	○	-	○	-	-	-
330900	AL-KO Air Premium X4, 4-channel full pneumatic suspension at rear/front axle* ^{13) 20)}	11,295	82	-	○	-	○	○	○
330070	Driver's cabin heated seats (driver/passenger seat) ⁶²⁾	700	2	○	○	○	○	○	○
331341	AL-KO HY4 hydraulic supporting jack system at front and rear ⁴⁸⁾ (not MB single axle)	7,200	70	○	○	○	○	○	○
311400	Removable towbar	1,655	60	○	○	○	○	○	○
311430	Removable tow bar in conjunction with Pedelec scooter garage	1,995	50	-	-	○	○	-	○
Habitation exterior									
410150	Additional security locks in the driver's cabin door and habitation door	620	2	○	○	○	○	○	○
410260	"Silverline" exterior colour concept (driver's cabin and habitation in silver) ²¹⁾	3,725	1	○	○	○	○	○	○
410601	Aluminium roof awning frame, grey canvas, length: 5.5 m	2,035	55	○	○	○	○	○	○
410640	Electric roof awning (230 V) aluminium frame, grey canvas, length: 5.5 m ⁴³⁾	2,620	60	●	●	●	●	○	○
410670	Electric roof awning (230 V) aluminium frame, grey canvas, length: 6.0 m	2,895	65	-	-	-	-	●	●
410690	LED light strip at roof awning	305	5	○	○	○	○	○	○
410710	Double floor storage space pull-out system (not Mercedes-Benz single axle) ⁵⁹⁾	865	20	○	○	○	○	○	○
410114	Patented Pedelec scooter garage, loading height of up to 124 cm ^{42) 66)}	435	15	-	-	○	○	-	○
410925	Push-in and transport system for 2 Pedelecs / E-bikes ⁷¹⁾	635	20	-	-	○	○	-	○

* Pneumatic suspension options are currently unavailable for models on the Mercedes-Benz Sprinter. Please contact your trade partner.

** Optional weight increase 5.4 t / 5.5 t with Fiat Ducato and 180 HP / 132 kW Euro VI E engine (Heavy Duty) may only be ordered together.

Article no.		£ incl. 20% VAT	kg	I 50 LE	I 50 LE DA	I 51 QB	I 51 QB DA	I 61 XL LE	I 64 XL QB
Electrical system									
510040	3rd gel battery, total: 3 x 80 Ah (not Mercedes-Benz single axle) ⁹⁴⁾	575	25	○	○	○	○	○	○
510051	Lithium ion battery 90 Ah incl. battery computer and separate touch display ⁵⁵⁾	1,655	-37.5	○	○	○	○	○	○
510052	2nd lithium ion battery 90 Ah, total 180 Ah, including battery computer ⁵⁵⁾	1,835	12.5	○	○	○	○	○	○
510081	Solar panel system: 2 x 100 Watt ¹²⁾	1,730	20	○	○	○	○	○	○
510101	Solar panel system: 1 x 135 Watt ¹²⁾	1,300	15	○	○	○	○	○	○
510121	Solar panel system: 2 x 135 Watt ¹²⁾	2,080	30	○	○	○	○	○	○
510180	Inverter for 12 V to 230 V, 1,800 W with mains priority circuit	1,700	10	●	●	●	●	●	●
510255	Socket package with additional sockets (3 x 230 V, 2 x USB) ⁴⁵⁾	430	3	○	○	○	○	○	○
510201	Carthago Security alarm system ³⁵⁾	915	5	○	○	○	○	○	○
510500	Electric windscreen heater with time control	1,125	-	○	○	○	○	○	○
Gas Water Miscellaneous									
610021	Gas filter for Truma DuoControl CS (recommended) ⁹⁵⁾	195	1	○	○	○	○	○	○
610120	Exterior gas connection behind double floor exterior storage compartment at passenger side	235	5	○	○	○	○	○	○
610240	Thetford toilet with pump system and septic tank ^{16) 74)}	2,575	30	-	○	-	○	○	○
610500	Aluminium chequered floor for scooter garage ⁶⁶⁾	160	20	○	○	○	○	○	○
610520	Safe (installed in double floor, not Mercedes-Benz single axle)	455	10	○	○	○	○	○	○
Kitchen appliances									
550020	Kitchen worktop in high quality Corian	1,385	10	○	○	○	○	○	○
550081	Tec-Tower fridge combination 153 l with separate gas oven ⁷⁵⁾	765	20	○	○	○	○	○	○
550067	Gas oven with grill function in kitchen base unit ³⁷⁾	925	12	○	○	○	○	○	○
550284	Capsule coffee machine with connection set incl. capsule holder and cup set ⁹⁶⁾	500	3	●	●	●	●	●	●
Heating air conditioning									
650180	Additive warm water underfloor heating: Heating coils in lounge seating area ⁹¹⁾	505	10	-	○	-	○	○	○
650020	Heated floor mat in driver's cabin (not Mercedes-Benz single axle)	550	10	○	○	○	○	○	○
650260	Truma Aventa Comfort roof-mounted air-conditioning system ¹²⁾	2,360	30	●	●	●	●	●	●
Multimedia									
710029	Pioneer 9" media centre incl. navigation, motorhome route guidance, DAB+ ¹⁹⁾	1,360	-	○	○	○	○	○	○
710180	Reversing camera system with double lens, shutter including 7" colour monitor ⁸³⁾	1,600	7	○	○	○	○	○	○
710548	32" LED flat screen for TV pull-out system ³⁹⁾	1,725	10	●	●	●	●	-	-
710505	40" LED flat screen incl. electric pull-out system ³⁹⁾	2,670	18	-	-	-	-	●	●
710471	Carthago TV pull-out system for TV cabinet in sleeping area ³⁶⁾	670	8	●	●	-	-	●	-
710477	Wiring for TV connection in sleeping area incl. cable set and cover panel ⁵	255	3	-	-	●	●	-	●
710470	24" LED flat screen for TV cabinet in sleeping area ^{23) 25) 39) 87)}	1,270	10	●	●	-	-	●	-
710478	24" LED flat screen in sleeping area incl. TV bracket, power contact switch, TV signal ^{23) 39) 86)}	1,700	10	-	-	●	●	-	●
710575	Service camera at waste water tank outlet pipe ⁸⁵⁾	500	2	○	○	○	○	○	○
Satellite systems									
750041	Teleco Flatsat Classic 85 satellite system with CI slot ^{12) 23)}	3,000	28	●	●	●	●	●	●
750046	Teleco Flatsat Classic 85 satellite system with Skew / Twin LNB for second TV ^{12) 23)}	3,315	30	○	○	○	○	○	○
750086	Oyster Vision 85 satellite system with skew / twin LNB for second TV ^{12) 23)}	3,495	37	○	○	○	○	○	○

Article no.		£ incl. 20% VAT	kg	I 50 LE	I 50 LE DA	I 51 QB	I 51 QB DA	I 61 XL LE	I 64 XL QB
Interior									
810032	linea nobile world of style ⁷⁹⁾	600	-	○	○	○	○	○	○
810100	Carpet for living area	325	6	○	○	○	○	○	○
810120	Carpet for driver's cabin area	170	4	○	○	○	○	○	○
810465	"Sky Dream Comfort" driver's cabin incl. two panoramic skylights (instead of drop-down bed) ⁷⁶⁾	1,995	10	○	○	○	○	○	○
810361	Electrically operated drop-down bed incl. Carawinx (not Mercedes-Benz single axle)	1,435	10	○	○	○	○	○	○
810580	Lounge seating area can be converted into a sleeping area ⁶⁹⁾	515	10	○	○	○	○	○	○
810830	Pull-out living area table	700	1	-	-	-	-	○	○
810660	5th seat with 3-point belt on side seat bench (not MB single axle) ^{5) 4) 59)}	900	10	○	○	○	○	-	-
810662	5th seat on side seat bench with 3-point seat belt ^{5) 27)}	900	10	-	-	-	-	○	○
Living area materials									
850600	Barcelona (23) – Antara / fabric combination	Standard	-	X	X	X	X	X	X
850610	Venezia – Antara / fabric combination	Standard	-	X	X	X	X	X	X
850710	Ivory part leather – leather / fabric combination	1,300	7	○	○	○	○	○	○
850720	Macchiato part leather (23) – leather / fabric combination	1,300	7	○	○	○	○	○	○
850670	Ivory Supreme part leather – leather/fabric combination	2,000	7	○	○	○	○	○	○
850680	Sand Supreme part leather – leather/fabric combination	2,000	7	○	○	○	○	○	○
850690	Ivory leather	3,200	10	○	○	○	○	○	○
850730	Sand leather	3,200	10	○	○	○	○	○	○
850740	Macchiato leather	3,200	10	○	○	○	○	○	○
850750	Sand Performance leather	3,695	10	○	○	○	○	○	○
850760	Macchiato Performance leather	3,695	10	○	○	○	○	○	○
850501	World of sleeping & decoration set: decorative cushions, bed throw, fitted sheet set ²⁶⁾	360	7	○	○	○	○	○	○

The powerhouse of the Carthago Liner class:
on the Iveco Daily 5.6 t / 6.7 t with high-traction rear-wheel drive / dual wheels

Exclusive exterior design:



- Carthago full LED headlights
- Modern GRP bus rear
- Carthago rear lights with dynamic LED indicators

Iveco Daily:



- High traction rear wheel drive
- Towed load up to 3,500 kg
- Extremely powerful engine with 3.0 l capacity with up to 207 / 152 kW and torque of 470 Nm (optional)

Living area concept:



- Two-level room concept with standing height in the living area: 2.11 m
- Spacious and extra comfortable round seating area for up to 6 people

Double floor with huge, heated storage compartment:



- Usable height up to 74 cm (6.7 t: 78 cm)
- Exterior access via several large hatches. Convenient interior access via the seat bench cover of the L-shaped lounge seating area, the swing-up side seat bench and large living area floor hatches
- Large, central through-loading space (interior height 20 cm), with storage compartment (usable height 20 cm), convenient loading also through XL habitation door via a large, self-supporting living area floor hatch
- Entire double floor heated with climate storage function

Maximum self-sufficiency:



- 235 l fresh water / 200 l waste water
- 2 x 80 Ah gel battery (can be extended)
- Alde warm water heating technology

Base vehicle

- Carthago Full-LED headlights (dipped and main beam) including LED daytime driving light
- Fog light
- 16-inch steel wheels

Iveco Daily

- Engine: HPI Diesel 3.0 l with AdBlue (20 l), 156 HP / 115 kW, Euro VI E, 6-speed gearbox, rear-wheel drive
- Models 50 LE: Iveco Daily 5.6 t (permissible gross weight standard 5.6 t / optionally 5.8 t)
- Models 61 XL LE, 64 XL QB: Iveco Daily 6.7 t (permissible gross weight as standard 6.7 t)
- High frame with dual wheels on rear axle
- Fuel tank capacity 90 l
- Front axle with individual wheel suspension and torsion bar suspension, double wishbone and increased axle load capacity, rigid rear axle with parabolic suspension
- ESP, ABS, electric immobiliser, ASR, Hillholder
- Cruise control
- Assistance display (central TFT cluster)
- Towbar preparation (cut-out in GRP rear with electrical wiring)
- Spare wheel with holder beneath garage floor
- Heavy-duty rollers at the rear

Liner premium-class body construction

- 10-year water ingress guarantee
- Wood-free bodywork with GRP roof and floor covering
- Roof/wall connection via curved roof and frame member
- Roof system rails at side with rainwater deflection function
- Side and rear walls with aluminium on the interior and exterior
- RTM hard foam insulating core in roof, floor and side wall
- Floor to side wall connection using aluminium frame member bonded over its entire surface with additional cold stop
- Total wall and roof thickness, 38 mm
- Body with lightning strike protection / Faraday cage
- Exterior hatches made from the original side wall material "Carthago Isoplus"
- Internal/external flap seal, outer seal as water spray protection
- Exterior hatches and habitation door with internal hinges
- Fuel tank flap flush-mounted into side wall
- GRP bus rear with double-shell insulation, separate rear bumper
- Carthago rear lights with dynamic LED indicators
- Seitz de Luxe habitation window, thermal bridge-free double frame with insulated glazing and flat outer window surface, insect screen roller blind and pleated blackout blind
- LED exterior light above habitation door with rain deflector
- Electrically extending habitation door entrance step with warning buzzer

Driver's cabin

- Dashboard sloping steeply towards the front for early view of road surface
- Extra-high panoramic windscreen with increased depth
- "Exclusive" designer front mask above windscreen with black panel
- "Liner" engine hood design – visual windscreen extension
- Pleated blackout blinds behind rear side windows (operated from the side)
- Mirror arm extensions with rain deflection function
- Front mask in GRP, with double-shell insulation
- Driver's cabin seats further apart: better vision and more access width in driver's cabin
- Driver's cabin door with security double locking, electric windows, rain gutter
- Coach windscreen wipers wiping in opposing directions
- Soundproofing measures for engine compartment
- Aguti "Roadliner" driver and passenger comfort seats with Carthago label, in same material as living area, rotatable, with integrated seat belts and padded armrests

- Dashboard with leather-covered moulded part, practical sideboard and preparation for integrated reversing camera monitor and drinks bottle holder
- Leather-covered bottom panelling for drop-down bed, LED spotlights and storage compartments at the side
- Headroom beneath drop-down bed of up to 190 cm
- Sideboard at the passenger side with two heating convectors and storage compartment above

Driver's cabin thermal concept

- Insulating double glazing in driver's cabin: Side and door windows
- Convector package with 2-speed fan (booster) beneath driver's seat
- Electric honeycomb insulating pleated windscreen blind with individually programmable privacy and sun visor function
- Dashboard surface targeted heating for additional heating of the driver's cabin (surface heating effect): Integrated heating convectors with circulation baffle plate (double convectors at driver and passenger sides)

Double floor

- Usable height up to 74 cm (Iveco Daily 6.7 t: 78 cm)
- Through-loading storage compartment with lighting and heating
- Outside access via several large hatches
- Interior access via the round lounge seating area with patented fitting, swing-up side seat bench and via the large living area floor hatches
- Central through-loading space (interior height 20 cm) with low double floor storage compartment (usable height 20 cm)

Large scooter garage

- Scooter garage load capacity up to 450 kg
- Large garage hatches at the driver and passenger sides, with gas pressure rods
- Garage floor with GRP on top and bottom, anti-slip coating
- With all-round frostproof insulation and heating
- Lashing system via aluminium frame member, including eight lashing eyes
- Outdoor shower in scooter garage at passenger side (warm / cold)

Interior

- line a chiara world of style: Noce Fino furniture decor with overhead cabinet doors in high gloss ivory and lotus white

Living area

- Inside of walls and roof with microfibre climate-regulating wall covering
- Large front round seating area with wide side seat bench
- Model XL: XL round seating area with long side sofa including pull-out sleeping / seat surface at passenger side
- Heki III panoramic skylight above round seating area with LED spotlights
- Living area window above side bench on passenger side
- Luxury living area table, movable in two directions (via foot pedal)
- Pull-out shoe cabinet with storage system integrated into the base of the seat bench, locking mechanism via electric central locking in kitchen
- Seat padding with multilayer premium foam core and back support function
- "Durafix" double connecting technology: Furniture section screwed together and mortised
- Hatch closers with soft closing mechanism
- Removable decorative curtain, Roman blind system can be adjusted and fixed vertically

Kitchen

- Comfort corner kitchen with pull-out kitchen work surface as work-top extension, easily accessible storage space reserves, bottle holder and two waste bins

- Kitchen work surface in "Savannah" décor with Corian drip edge
- Work surface lit from underneath with LED light strip
- "Easy glide" roller-mounted kitchen drawers, with soft closing mechanism
- Electric central locking in the kitchen area including bar cabinet and shoe cabinet
- Separate drawer for cutlery with organiser
- "Profi Gourmet" 3-ring hob with divided glass cover for additional storage area with robust cast iron trivet and easy-clean glass shelf
- Round stainless steel sink embedded in work surface with multifunctional sink cover including wall holder for increasing size of work surface
- Designer mixer tap in metal with pull-out spray head
- Kitchen rear wall in cream decorative glass
- Coffee machine lift can be lowered from overhead storage cabinet
- Large fridge with door opening at both sides, separate freezer compartment, automatic energy source finder 12 V / 230 V / gas operation
- Slide out storage cabinet, floor-to-ceiling in XL models.
- Electric roof hood fan

Washroom & changing room

Changing room & room partitioning

- Changing room incl. Mini-Heki skylight with lockable room partitioning door and solid wooden sliding door (XL models) to living area
- Solid wood sliding door in front of sleeping area (Model 50 LE)
- Solid wood sliding door in front of sleeping area including full length mirror (XL models)
- Floor-to-ceiling wardrobe with two clothes rails and shelf integrated in the changing room

Luxury washroom with separate shower room (model 50 LE)

- Waterproof shower insert in same design as living area floor
- Rain shower with roof light, standing height 1.98 m
- Shower tray and shower corner pillar in dark granite look, shower walls with marble design incl. clothes hooks
- Shower head height-adjustable on chrome rail
- Wash stand base unit with toilet roll holder, mirrored storage cabinet
- Luxury washroom door with 3-way function (washroom double door for toilet room and partitioning from living area)

XL washroom with XL room concept (Models 61 XL LE, 64 XL QB)

- Open wash area and designer washbasin
- Mini-Heki skylight
- XL round shower with waterproof shower insert in same design as living area floor and "one level" shower access
- Rain shower with roof light, including blackout blind
- Shower head height-adjustable on chrome rail
- Shower tray and shower corner pillar in dark granite look, shower walls with marble design incl. clothes hooks
- Additive warm water underfloor heating: Additional heating coils in double floor in area of washroom
- Micro-Heki skylight in toilet
- Separate toilet with side window, towel warmer as well as footwell extension

Sleeping

Drop-down bed above the driver's cabin area

- Slatted frame and quality mattress
- Extra-low positioning of the bed: Access via side seat
- Wobble-free support in sleeping configuration, bookshelf and LED spotlights
- Dividing curtain between drop-down bed and living area
- Mini-Heki skylight

Fixed beds in rear area

- Carawinx medically recommended point elastic sleeping system, heated and ventilated
- 7-zone quality cold foam mattress
- Mini-Heki skylight
- Raisable head section

Lengthways single beds

- Pull-out comfort access steps with additional storage compartment, including sleeping area extension
- Integrated TV cabinet in sleeping area with shelf
- Wardrobes beneath the beds, lowered into the double floor, with lift function and divided mattress
- All-round overhead storage cabinets

On-board equipment

Water

- Fresh water and waste water tank in heated double floor, cleaning opening via living area floor hatches or scooter garage (depending on model)
- Ball type drain valve positioned in the double floor protected from frost (central water drain)
- Low-maintenance water pressure pump system
- Waste water hose set with bayonet connection

Gas

- External gas bottle compartment in low position
- Holds 2 x 11 kg gas bottles
- Gas isolation taps in kitchen area

Electrical system

- Easily accessible electrical centre in scooter garage, including charger / fuses / fuse protection, 22 A automatic charger, electric control, automatic switch-off when voltage too low, including starter battery charging function
- Heated battery centre, 2 x 80 Ah gel batteries in double floor, access via scooter garage, main power switch
- Multifunctional panel behind technical panel above habitation door
- 230 V socket in seating area, kitchen, washroom, scooter garage
- 12 V socket in driver's cabin, scooter garage
- USB socket in driver's cabin (2 x)

Innovative light concept

- Lighting system with numerous LED spotlights in driver's cabin, living area and changing room with continuous dimmer function
- Ceiling canopy with additional LED spotlights and indirect LED lighting
- LED spot light with background lighting in the entrance area
- LED mood light in kitchen area / plinth of seat bench
- LED mood light with backlighting in round washroom wall
- Night lighting in the floor with LED spotlights, can be switched from entrance and sleeping area
- Living area step to changing room with flush-fitted surface lighting

TV


- "Quick up" TV pull-out system in side seat bench backrest for 32" LED flat screen, connection pre-wiring for 32"/40" LED flat screen

Alde warm water heating technology

- Alde warm water heating (with separate heating circuit in XL models), operated using 230 V electricity or gas, including 230 V heating cartridge, warm water boiler, venting valves, numerous convectors in driver's cabin, dashboard, living area, double floor and scooter garage
- Underfloor heating effect due to heated climate storage double floor
- Additive warm water underfloor heating: Additional heating coils in double floor area of XL washroom
- Dashboard with targeted heating for additional heating of the driver's cabin: Insulated sandwich area beneath dashboard with warm water heating coils for surface heating
Booster: Convector package with 2-speed fan underneath driver's seat, additional convector in the entry doorway



We recommend that you consult your dealer about the price which applies at the point in time when the contract is concluded! ¹⁰⁵⁾



	I 50 LE	I 61 XL LE	I 64 XL QB
Base vehicle	Iveco Daily	Iveco Daily	Iveco Daily
Standard chassis	Ladder-type frame 5.6 t	Ladder-type frame 6.7 t	Ladder-type frame 6.7 t
Base engine	3.0 l diesel (156 bhp / 115 kW)	3.0 l diesel (156 bhp / 115 kW)	3.0 l diesel (156 bhp / 115 kW)
Length / width / height (mm) ^{1) 2) 3)}	7910 / 2270 / 3125 (3290*)	8600 / 2270 / 3290	8860 / 2270 / 3290
Wheel base (mm)	4350	4750	5100
Double floor height / Double floor storage compartment (mm)	200 / 200	200 / 200	200 / 200
Headroom in living area / changing room / sleeping area (mm)	2110 / 1980	2110 / 1980	2110 / 1980
Rear garage interior height (mm)	1450	1450	1290
Door width / height rear garage at passenger side (mm)	1150 x 1400	1100 x 1280	1150 x 1200
Door width / height rear garage at driver side (mm)	1150 x 1400	1100 x 1280	1150 x 1200
Technically permissible gross vehicle weight (kg)	5600 / 5.800 ¹ / 6.700 ¹	6700	6700
Weight in roadworthy condition (kg) ^{6) 7) 9)}	4195	4635	4705
Unladen weight in finished factory condition (kg) ⁸⁾	3980	4420	4490
Max. towed load (kg) ¹⁰⁾	3500	3500	3500
Maximum number of seats while driving with 3-point seat belt (standard / optional) ⁵⁾	4 / 5 ¹⁵⁾	4 / 5 ¹⁵⁾	4 / 5 ¹⁵⁾
Sleeping berths (standard / optional)	4 / 5	4 / 5	4 / 5
Rear bed dimensions (mm)	2010 / 2030 x 850	2000 / 2000 x 850	2000 x 1450
Drop-down bed dimensions (mm)	1950 x 1600	1950 x 1600	1950 x 1600
Seating area bed conversion dimensions (mm) *	1930 x 1290 / 845	1940 x 1480 / 845	1940 x 1480 / 845
Fridge volume / of which freezer compartment (l)	153 / 29	153 / 29	153 / 29
Heating system	Alde WW	Alde WW	Alde WW
Fresh water volume (l) ⁵²⁾	235	235	235
Waste water volume (l)	200	200	200
Battery capacity (Ah)	2 x 80	2 x 80	2 x 80
230 V / 12 V / USB sockets	5 / 2 / 2	5 / 2 / 2	5 / 2 / 2
Article no.	132308	132338	132342

¹ Optional weight increase to 5.8 t or 6.7 t with Iveco Daily
* in conjunction with special equipment

Article no. 212090

Super package	Weight	
	kg	£
Chassis options		
Driver's cabin automatic air conditioning ³³⁾		1,635
ESP with Traction Control and hill holder ⁴¹⁾		680
Steering wheel with multifunctional buttons option (incl. leather gearshift with manual transmission)		845
Electric handbrake		795
Dashboard finish with chrome inlays		235
Driver's cabin comfort seat with angle adjustment (front)		505
Crank-operated rear supports to prevent swaying in standing position		400
Habitation options		
"Carthago best view" bus mirror system with entrance lighting, electrically adjustable and heatable		360
"Safetylux" XL habitation door (width 63 cm) with safety double locking and "coming home" ¹⁷⁾		1,500
Central locking for driver's cabin door and habitation door, exterior and scooter garage hatches ⁹⁸⁾		1,000
Scooter garage upgrade with needle felt, luggage nets, fixing system		305
SOG toilet ventilation via roof chimney		325
Alde heat exchanger (use of engine heat)		1,030
Truma DuoControl CS ⁷³⁾		385
Designer bar cabinet with glass holder and glass set above kitchen ¹⁸⁾		430
Carthago 3-piece Nautic set of ship's instruments integrated in the underside of the drop-down bed ⁵³⁾		280
Thetford C260 toilet with ceramic insert ⁹²⁾		200
USB socket in overhead storage cabinet above rear bed		100
Wiring for solar system		210
Wiring for satellite system		210
Wiring for reversing camera (single lens)		210
Pioneer 6.8" radio / moniceiver incl. DAB+, wiring for radio, roof antenna, speakers (4x) ^{80) 88)}		960
Reversing camera system with single lens and 7" colour monitor at side in dashboard		1,000
Total price of individual options		13,600
Package price	101	9,260
Your savings		4,340
210330 SURCHARGE Pioneer 9" media centre, incl. navigation, motorhome route guidance, DAB+ ¹⁹⁾	-	795
210300 SURCHARGE for reversing camera with double lens instead of single lens ⁸³⁾	1	600

Article no. 212312

Iveco driver's assistance package ⁵⁶⁾	Weight	
	kg	£
Emergency braking assistant with City Brake (AEBS)		✓
Automatic Cruise Control (ACC) with traffic jam function		✓
Automatic Main Beam Activation		✓
Active lane departure warning assistant with warning alarm		✓
Tyre inflation pressure monitoring system		✓
Rain sensor with automatic dipped beam		✓
Side wind assistant incl. ESP		✓
Package price	4	7,385

Article no. 212500

Luxury habitation door package	Weight	
Electric self-closing mechanism for quiet closing		✓
Additional LED lighting in door window for "coming & leaving home" function		✓
Keyless access system via RFID-Chip (2x)		✓
Electric door opening support from interior and exterior		✓
Package price	2	965

Article no.	210731	
Kitchen / coffee package	Weight	
	kg	£
Inverter for 12 V to 230 V, 1,800 Watt, mains priority circuit		1,700
Capsule coffee machine for coffee machine lift with connection incl. capsule holder and cup set ⁹⁶⁾		500
Total price of individual options		2,200
Package price	12	1,900
Your savings		300

Article no.	210561		210563	
Satellite and TV package	Weight	32": 50 LE	40": 61 XL LE, 64 XL QB	
	kg	£	£	
LED flat screen 32" ³⁹⁾		1,725	-	
Electric pull-out for 40" LED flat screen		-	855	
LED flat screen 40" ³⁹⁾		-	1,820	
Teleco Flatsat Classic 85 satellite system with CI slot ^{12) 23)}		3,000	3,000	
Total price of individual options		4,725	5,675	
Package price	38/46	3,645	4,260	
Your savings		1,080	1,415	
210213 SURCHARGE Teleco Flatsat Classic 85 satellite system with skew / twin LNB for second TV ^{12) 23)}	2	315	315	
210217 SURCHARGE Oyster Vision 85 satellite system with skew / twin LNB for second TV ^{12) 23)}	9	500	500	

Article no.	210580		210584	
Sleeping area TV package	Weight	Models: 50 LE, 61 XL LE	Model: 64 XL QB	
	kg	£	£	
Carthago TV pull-out system for TV cabinet in sleeping area ³⁶⁾		670	-	
24" LED flat screen in sleeping area ^{23) 39)}		1,270	-	
Wiring for TV connection incl. cable set in canopy and cover panel		-	255	
24" LED flat screen in sleeping area incl. TV bracket, contact switch ^{23) 39) 86)}		-	1,700	
Total price of individual options		1,940	1,955	
Package price	18/13	1,340	1,350	
Your savings		600	605	
210212 SURCHARGE Teleco Flatsat Classic 85 satellite system with skew / twin LNB for second TV ^{12) 23)}	30	2,740	2,740	
210216 SURCHARGE Oyster Vision 85 satellite system with skew and twin LNB for second TV ^{12) 23)}	37	3,010	3,010	

Article no.	210841		210842	
Summer air conditioning package	Weight	Model: 50 LE	Models: 61 XL LE, 64 XL QB	
	kg	£	£	
Truma Aventa comfort roof-mounted air-conditioning system ¹²⁾		2,360	2,360	
Electric roof awning (230 V) aluminium frame, grey canvas, length: 5.5 m ⁴³⁾		2,620	-	
Electric roof awning (230 V) aluminium frame, grey canvas, length: 6.0 m ⁴³⁾		-	2,895	
Total price of individual options		4,980	5,255	
Package price	90/95	4,045	4,260	
Your savings		935	995	

Article No.		£ incl. 20% VAT	kg	I 50 LE	I 61 XL LE	I 64 XL QB
Iveco Daily undercarriage						
310010	Iveco Daily Version with total permissible gross weight of 6.7 t (instead of 5.6 t), additional front axle load 2.3 t ³¹⁾	11,310	290	○	X	X
310263	Iveco 21 engine: 207 HP / 152 kW, Euro VI E, incl. 8-speed automatic torque converter transmission ⁷⁰⁾	9,990	128	○	○	○
Iveco Daily 5.6 t: Base vehicle comfort package (package recommended!) ¹³⁾						
- Wider-gauge front and rear axle						
330600	- Special comfort shock absorbers on front and rear axles / full pneumatic suspension rear axle - Front axle alloy wheels with 235/65 R 16C tyres ²⁴⁾ - Increased load of standard 5.6 t chassis (from 5.6 t to 5.8 t)	10,625	42	○	-	-
Iveco Daily 6.7 t: Base vehicle comfort package (package recommended!) ¹³⁾						
- Wider-gauge front axle						
330606	- Special comfort shock absorbers on front and rear axles / full pneumatic suspension on rear axle - Front axle alloy wheels ²⁴⁾	11,625	65	○	○	○
310620	Differential lock on rear axle	1,035	11	○	○	○
331440	Towbar (max. towed load 3,260 kg with Iveco Daily 5.6 t)	2,255	50	○	○	○
331340	Hydraulic 4-channel supporting jack system with automatic levelling ^{40) 46) 48)}	7,990	130	○	○	○
410010	Entrance step, drivers cabin access, retracted and extracted electrically ³⁴⁾	505	5	○	○	○
330070	Driver's cabin heated seats (driver/passenger seat) ⁶²⁾	700	2	○	○	○
Habitation exterior						
410150	Additional security locks in the driver's cabin door and habitation door	620	2	○	○	○
410260	"Silverline" exterior colour concept (driver's cabin and habitation in silver) ²¹⁾	3,725	1	○	○	○
410601	Aluminium roof awning frame, grey canvas, length: 5.5 m	2,035	55	○	○	○
410640	Electric roof awning (230 V) aluminium frame, grey canvas, length: 5.5 m ⁴³⁾	2,620	60	●	○	○
410670	Electric roof awning (230 V) aluminium frame, grey canvas, length: 6.0 m ⁴³⁾	2,895	65	-	●	●
410690	LED light strip at roof awning	305	5	○	○	○
410710	Double floor storage compartment pull-out system with four transport boxes ⁵⁹⁾	865	20	○	○	○
Electrical system						
510040	3rd gel battery option, total: 3 x 80 Ah ⁹⁴⁾	575	25	○	○	○
510061	Electric performance package Iveco Daily 6.7 t: Total of 4 x 80 Ah gel batteries, incl. 44 Ah charger	975	50	○	○	○
510051	Lithium ion battery 90 Ah incl. battery computer and separate touch display ⁵⁵⁾	1,655	-37.5	○	○	○
510052	2nd lithium ion battery 90 Ah, total 180 Ah, including battery computer ⁵⁵⁾	1,835	12.5	○	○	○
510081	Solar panel system: 2 x 100 Watt ¹²⁾	1,730	20	○	○	○
510101	Solar panel system: 1 x 135 Watt ¹²⁾	1,300	15	○	○	○
510121	Solar panel system: 2 x 135 Watt ¹²⁾	2,080	30	○	○	○
510180	Inverter for 12 V to 230 V, 1,800 W with mains priority circuit	1,700	10	●	●	●
510255	Socket package with additional sockets (3 x 230 V, 2 x USB) ⁴⁵⁾	430	3	○	○	○
510201	Carthago Security alarm system ³⁵⁾	915	5	○	○	○
510500	Electric windscreen heater with time control	1,125	-	○	○	○
Gas Water Miscellaneous						
610021	Gas filter for Truma DuoControl CS (recommended) ⁹⁵⁾	195	1	○	○	○
610120	Exterior gas connection behind double floor exterior storage compartment at passenger side	235	5	○	○	○
610060	Fixed gas tank with regulator de-icing heater, 60 litre volume ^{40) 46)}	1,950	50	○	○	○
610260	Thetford toilet with pump system and septic tank ^{16) 74)}	2,575	30	○	○	○
610243	Ceramic fixed tank toilet: 120 l capacity ⁶¹⁾	2,315	25	○	○	○
610300	Septic tank rinsing using grey water circulation pump system	865	5	○	○	○
610500	Aluminium chequered floor for scooter garage	160	20	○	○	○
610520	Safe (fitted in double floor, subject to floor plan)	455	10	○	○	○

Article No.		£ incl. 20% VAT	kg	I 50 LE	I 61 XL LE	I 64 XL QB
Kitchen appliances						
550020	Kitchen worktop in high quality Corian	1,385	10	○	○	○
550081	Tec-Tower fridge combination 153 l with separate gas oven ⁷⁵⁾	765	20	○	○	○
550067	Gas oven with grill function in kitchen base unit ³⁷⁾	925	12	○	○	○
550284	Capsule coffee machine with connection set incl. capsule holder and cup set ⁹⁶⁾	500	3	●	●	●
Heating air conditioning						
650190	Additive warm water underfloor heating: Heating coils in lounge seating area ⁹¹⁾	505	10	○	○	○
650260	Truma Aventa Comfort roof-mounted air conditioning system ¹²⁾	2,360	30	●	●	●
Multimedia						
710029	Pioneer 9" media centre incl. navigation, motorhome route guidance, DAB+ ¹⁹⁾	1,360	-	○	○	○
710180	Reversing camera system with double lens, shutter including 7" colour monitor ⁸³⁾	1,600	7	○	○	○
710548	32" LED flat screen for TV pull-out system ³⁹⁾	1,725	10	●	-	-
710505	40" LED flat screen incl. electric pull-out system ³⁹⁾	2,670	18	-	●	●
710471	Carthago TV pull-out system for TV cabinet in sleeping area ³⁶⁾	670	8	●	●	-
710477	Wiring for TV connection in sleeping area incl. cable set and cover panel	255	3	-	-	●
710470	24" LED flat screen for TV cabinet in sleeping area ^{23) 25) 39) 87)}	1,270	10	●	●	-
710478	24" LED flat screen in sleeping area incl. TV bracket, power contact switch, TV signal ^{23) 39) 86)}	1,700	10	-	-	●
710575	Service camera at waste water tank outlet pipe ⁸⁵⁾	500	2	○	○	○
Satellite systems						
750041	Teleco Flatsat Classic 85 satellite system with CI slot ^{12) 23)}	3,000	28	●	●	●
750046	Teleco Flatsat Classic 85 satellite system with Skew / Twin LNB for second TV ^{12) 23)}	3,315	30	○	○	○
750086	Oyster Vision 85 satellite system with skew / twin LNB for second TV ^{12) 23)}	3,495	37	○	○	○
Interior						
810032	linea nobile world of style ⁷⁹⁾	600	-	○	○	○
810100	Carpet for living area	325	6	○	○	○
810120	Carpet for driver's cabin area	170	4	○	○	○
810465	"Sky Dream Comfort" driver's cabin incl. two panoramic skylights (instead of drop-down bed) ⁷⁶⁾	1,995	10	○	○	○
810361	Electrically operated drop-down bed incl. Carawinx under-springing system	1,435	10	○	○	○
810580	Lounge seating area can be converted into a sleeping area ⁶⁹⁾	515	10	○	○	○
810830	Pull-out living area table	700	1	-	○	○
810660	5th seat in side bench with 3-point seat belt ^{5) 4) 59)}	900	10	○	-	-
810662	5th seat in side bench with 3-point seat belt ^{5) 27)}	900	10	-	○	○
Living area materials						
850600	Barcelona (23) - Antara / fabric combination	Standard	-	X	X	X
850610	Venezia - Antara / fabric combination	Standard	-	X	X	X
850710	Ivory part leather - leather / fabric combination	1,300	7	○	○	○
850720	Macchiato part leather (23) - leather / fabric combination	1,300	7	○	○	○
850670	Ivory Supreme part leather - leather/fabric combination	2,000	7	○	○	○
850680	Sand Supreme part leather - leather/fabric combination	2,000	7	○	○	○
850690	Ivory leather	3,200	10	○	○	○
850730	Sand leather	3,200	10	○	○	○
850740	Macchiato leather	3,200	10	○	○	○
850750	Sand Performance leather	3,695	10	○	○	○
850760	Macchiato Performance leather	3,695	10	○	○	○
850501	World of sleeping & decoration set: decorative cushions, bed throw, fitted sheet set ²⁶⁾	360	7	○	○	○

Round rear lounge seating area with electrically extendible TV lounger and unique 4-room concept

Living area concept:



- Round rear lounge seating area with electrically extendible TV lounger (optional), raised kitchen worktop with vertical wave-form and unique 4 room concept
- (Optional) 40" electrically extendible flat screen
- Integrated Pedelec / scooter garage beneath round lounge seating area with interior height of 114 cm (up to 145 cm in 53 L)
- Electrically lowerable lengthways single bed with spacious bed dimensions and continuous sleeping area of 200/ 195 x 210 cm, can be positioned extra-low for convenient access to the bed via pull-out access steps, large sitting height

Double floor with huge, heated storage compartment:



- Usable height up to 50 cm (Fiat) / 57 cm (Iveco)
- Exterior access via several large hatches
- Convenient interior access via large living area floor hatches
- Extra deep double floor exterior storage compartment (height 63 cm, width 110 cm) at driver and passenger sides
- Large, central through-loading space (interior height 36 cm (Fiat), 33 cm (Iveco)), with large double floor storage compartment (usable height 36 cm (Fiat), 33 cm (Iveco)), convenient loading also through the XL habitation door via a large, self-supporting living area floor hatches
- Entire double floor heated with climate storage function

Technology and self-sufficiency:



- Large fresh and waste water reserves (210 l / 155 l)
- Central water drain in double floor (entrance area)
- Alde warm water heating technology with heat booster in driver's cabin
- Real warm water underfloor heating in round rear lounge seating area

Base vehicle

- Carthago Full-LED headlights (dipped and main beam) including LED daytime driving light
- Fog light
- Fuel tank capacity 90 l
- 16-inch steel wheels

Fiat Ducato with AL-KO low frame Carthago special

- Engine: 2.2 l diesel Multijet 3 with Adblue (19 l), 180 bhp / 132 kW, 4 cylinders, 380 Nm, Euro 6d Final, 9G torque converter transmission, front-wheel drive
- Model 53: Fiat Ducato AL-KO low frame single axle, model 53 L: Fiat Ducato AL-KO low frame double axle
- Reinforced spring on the front axle with increased axle load up to 2.3 t
- Start / Stop system
- Side wind assistant (model 53), cruise control, ABS, ESP, ASR, electric immobiliser, Hillholder, Hill Descent Control, Traction Plus, trailer stability control, collision braking system ⁶⁵⁾
- Driver/passenger airbag ¹¹⁾
- Manual air conditioning system
- Glove compartment
- Wheel trim with Carthago lettering
- Mud flaps on front and rear axle
- Fix & Go repair kit

Iveco Daily

- Engine: HPI Diesel 3.0 l with AdBlue (20 l), 156 HP / 115 kW, Euro VI E, 6-speed gearbox, rear-wheel drive
- Model 53: Iveco Daily 5.6 t (permissible gross weight standard 5.6 t / optionally 5.8 t)
- Model: 53 L: Iveco Daily 6.7 t (permissible gross weight as standard 6.7 t)
- High frame with dual wheels on rear axle
- Front axle with individual wheel suspension and torsion bar suspension, double wishbone and increased axle load capacity, rigid rear axle with parabolic suspension
- ESP, ABS, electric immobiliser, ASR, Hillholder
- Cruise control
- Assistance display (central TFT cluster)
- Towbar preparation (cut-out in GRP rear with electrical wiring)
- Spare wheel with holder beneath garage floor
- Heavy-duty rollers at the rear

Liner premium-class body construction

- 10-year water ingress guarantee
- Wood-free bodywork with GRP roof and floor covering
- Roof/wall connection via curved roof and frame member
- Roof system rails at side with rainwater deflection function
- Side and rear walls with aluminium on the interior and exterior
- RTM hard foam insulating core in roof, floor and side wall
- Floor to side wall connection using aluminium frame member bonded over its entire surface with additional cold stop
- Total wall and roof thickness, 38 mm
- Body with lightning strike protection / Faraday cage
- Exterior hatches made from the original side wall material "Carthago Isoplus"
- Internal/external flap seal, outer seal as water spray protection
- Exterior hatches and habitation door with internal hinges
- Fuel tank flap flush-mounted into side wall
- Segmented side skirts made from aluminium profile (Fiat)
- GRP bus rear with double-shell insulation, separate rear bumper
- Carthago rear lights with dynamic LED indicators
- Seitz de Luxe habitation window, thermal bridge-free double frame with insulated glazing and flat outer window surface, insect screen roller blind and pleated blackout blind
- LED exterior light above habitation door with rain deflector
- Electrically extending habitation door entrance step with warning buzzer

Driver's cabin

- Dashboard sloping steeply towards the front (view of road surface in Fiat after 2.77 m)
- Extra-high panoramic windscreen with increased depth
- "Exclusive" designer front mask above windscreen with black panel
- "Liner" engine hood design – visual windscreen extension
- Pleated windscreen blind with insulating honeycomb structure
- Pleated blackout blinds behind rear side windows (operated from the side)
- Mirror arm extension with rain deflection function (Iveco Daily)
- Front mask in GRP, with double-shell insulation
- Driver's cabin door with security double locking, electric windows, rain gutter
- Bus windscreen wiper system with wipers moving in opposing directions (Iveco)
- Soundproofing measures for engine compartment
- Aguti "Roadliner" driver and passenger comfort seats with Carthago label, in same material as living area, padded armrests
- Dashboard with leather-covered moulded part, practical sideboard and preparation for integrated reversing camera monitor and drinks bottle holder
- Leather-covered bottom panelling for drop-down bed including sun visors, with indirect lighting and LED spotlights
- Sideboard at the passenger side with two heating convectors and storage compartment above

Driver's cabin thermal concept

- Insulating double glazing in driver's cabin: Side and door windows
- Convector package with 2-speed fan (booster) beneath driver's seat
- Dashboard surface targeted heating for additional heating of the driver's cabin (surface heating effect): Integrated heating convectors with circulation baffle plate (double convectors at driver and passenger sides)
- Driver's cabin door entrance: targeted heating with additional convector

Double floor

- Usable height up to 50 cm (Fiat) or 57 cm (Iveco)
- Outside access via several large hatches
- Interior access via large living area floor hatches
- Central through-loading space (interior height 36 cm (Fiat) or 33 cm (Iveco)) with large double floor storage compartment (usable height 36 cm (Fiat) or 33 cm (Iveco))
- Through-loading storage compartment with lighting and heating
- Double floor floor hatch in changing room area (36 cm usable depth) for convenient unloading of double floor storage compartment

Large scooter garage

- Model 53: Pedelec scooter garage (Fiat model including wheel lowering at passenger side), interior height 114 cm (= maximum handlebar height for Pedelec / scooter at passenger side), garage height outside of wheel recesses 93.5 cm (Fiat) or 105.5 cm (Iveco)
- Model 53 L: Extra-large scooter garage, interior height up to 128 cm (Fiat) or 145 cm (Iveco)
- Scooter garage load capacity up to 450 kg (model 53 Fiat: 350 kg)
- Large garage hatches at the driver and passenger sides, with gas pressure rods
- Garage floor with GRP on top and bottom, anti-slip coating
- With all-round frostproof insulation and heating
- Lashing system via aluminium frame member, including eight lashing eyes
- Outdoor shower in scooter garage at passenger side (warm / cold)

Interior

- Siena bicolor world of style: Summer chestnut furniture decor with overhead cabinet doors with bicolor look in high-gloss ivory
- Overhead cabinet and kitchen fronts in Yacht One design, high gloss ivory

Living area

- Inside of walls and roof with microfibre climate-regulating wall covering
- Heki III panoramic skylight above round lounge seating area
- Three large panoramic windows in round lounge seating area
- Luxury living area table, movable in two directions (via foot pedal)
- Seat padding with multilayer premium foam core and back support function
- "Durafix" double connecting technology: Furniture section screwed together and mortised
- Hatch closers with soft closing mechanism
- Roman blind system, vertically adjustable and attachable to living area window
- Model 53 L: Additional storage area behind round lounge seating area, including access to additional storage compartment via two storage flaps, two illuminated glass display cases for six wine glasses and six drinking glasses behind round lounge seating area, including pull-out wine cabinet
- Exclusive living area sideboard with two drawers and large cabinet door

Kitchen

- Raised kitchen work surface with vertical waveform for visual room partitioning with a large storage cabinet and sliding door running in the opposite direction
- Kitchen work surface in "Savannah" décor with Corian drip edge
- Work surface lit from underneath with LED light strip
- "Easy glide" roller-mounted kitchen drawers, with soft closing mechanism
- Two separate waste bins integrated in kitchen worktop
- Electric central locking in the kitchen area including kitchen worktop, kitchen drawers and kitchen overhead storage cabinets
- Separate drawer for cutlery with organiser, bottle holder
- "Profi Gourmet" 3-ring hob with glass cover, robust cast iron trivet and easy-clean glass shelf
- Round stainless steel sink embedded in work surface with multifunctional sink cover including wall holder for increasing size of work surface
- Designer mixer tap in metal with pull-out spray head
- Kitchen rear wall in cream decorative glass
- Large fridge with door opening at both sides, separate freezer compartment, automatic energy source finder 12 V / 230 V / gas operation
- Slide out storage cabinet, can be pulled out
- Electric roof hood fan

Washroom & changing room

Changing room & room partitioning

- Changing room incl. Mini-Heki skylight with sliding door made from solid wood in front of the driver's cabin - luxury washroom door as room partition from living/kitchen area
- Clothes cabinet with three drawers
- Floor-to-ceiling wardrobe with two clothes rails and shelf integrated in the changing room

Luxury washroom with separate shower room

- Waterproof shower insert in same design as living area floor
- Rain shower with roof light, standing height 1.98 m
- Shower tray and shower corner pillar in dark granite look, shower walls with marble design incl. clothes hooks
- Shower head height-adjustable on chrome rail
- Wash stand base unit with toilet roll holder, mirrored storage cabinet

Sleeping

Electrically operated drop-down single bed above driver's cabin area

- Carawinx medically recommended point elastic sleeping system, heated and ventilated with 7-zone quality cold foam mattress
- Extra-deep lowering of bed with wobble-free support: Access via access steps which can be pulled out at side with extra-high headroom
- Open bookshelf beneath drop-down bed including LED lighting
- Continuous sleeping area with sleeping lengths of up to 200 cm, width 210 cm
- Sliding door beneath drop-down bed for insulation against cold from driver's cabin
- Side windows on driver and passenger side in driver's cabin
- Mini-Heki skylight

On-board equipment

Water

- Fresh water and waste water tank in heated double floor, cleaning opening via living area floor hatches or scooter garage (depending on model)
- Ball type drain valve positioned in the double floor protected from frost (central water drain)
- Low-maintenance water pressure pump system
- Waste water hose set with bayonet connection

Gas

- External gas bottle compartment in low position
- Holds 2 x 11 kg gas bottles
- Gas isolation taps in kitchen area

Electrical system

- Easily accessible electrical centre in scooter garage, including charger / fuses / fuse protection, 22 A automatic charger, electric control, automatic switch-off when voltage too low, including starter battery charging function
- Heated battery centre, with 2 x 80 Ah gel batteries, in double floor, access via double floor storage compartment at passenger side, with main power switch
- Multifunctional panel behind technical panel above habitation door
- 230 V socket in seating area (model 53: 1 x, model 53 L: 2 x), entrance area, kitchen, washroom, scooter garage
- 12 V socket in driver's cabin (Fiat: 2 x, Iveco: 1 x), Scooter garage
- USB socket in driver's cabin (Fiat: 2 x, Iveco: 3 x), seating area 2 x (model 53 L), sleeping area

Innovative light concept

- Lighting system with numerous LED spotlights in driver's cabin, kitchen, living area and changing room with infinitely variable dimming
- LED spotlights in living area above round lounge seating area
- Ceiling canopy with additional LED spotlights and indirect LED lighting
- LED spot light with background lighting in the entrance area
- LED mood light with backlighting in round washroom wall
- Night lighting in floor with LED spotlights, switchable from entrance and seating area

TV

- Connection wiring for 40" LED flat screen in round lounge seating area

Alde warm water heating technology


- Alde warm water heating, operates from 230 V electricity or gas, including 230 V heating cartridge, hot water boiler, bleeding valves, numerous convector heaters in the driver's cabin, dashboard, living area, double floor and scooter garage
- Underfloor heating effect due to heated climate storage double floor
- Additive warm water underfloor heating: Additional heating coils in double floor area of round lounge seating area
- Dashboard with targeted heating for additional heating of the driver's cabin: Insulated sandwich area beneath dashboard with warm water heating coils for surface heating
- Booster: Convector package with 2-speed fan underneath driver's seat, additional convector in the entry doorway



We recommend that you consult your dealer about the price which applies at the point in time when the contract is concluded! ¹⁰⁵⁾



Fiat Models:
180 HP engine as standard



	I 53		I 53 L	
Base vehicle	Fiat Ducato	Iveco Daily	Fiat Ducato	Iveco Daily
Standard chassis	AL-KO low frame 40 heavy	Ladder-type frame 5.6 t	AL-KO low frame DA 40 heavy	Ladder-type frame 6.7 t
Base engine	Diesel 2.2 l (180 bhp / 132 kW)	3.0 l diesel (156 bhp / 115 kW)	Diesel 2.2 l (180 bhp / 132 kW)	3.0 l diesel (156 bhp / 115 kW)
Length / width / height (mm) ^{1) 2) 3)}	7830 / 2270 / 3050	7850 / 2270 / 3125	8530 / 2270 / 3050	8550 / 2270 / 3290
Wheel base (mm)	4543	4750	4543 / 800	4750
Double floor height / double floor storage compartment (mm)	360 / 360	330 / 330	360 / 360	330 / 330
Headroom in living area / round lounge seating area in rear (mm)	1980 / 1820		1980 / 1820	
Rear garage interior height	935 / 1140	1055 / 1140	935 / 1280	1150 / 1450
Door width / height rear garage at passenger side (mm)	1150 x 1150	1150 x 1280	1150 x 1150	1150 x 1280
Door width / height rear garage at driver side (mm)	1150 x 1150	1150 x 1280	1150 x 1150	1150 x 1280
Technically permissible gross vehicle weight (kg)	4500 / 4800 ¹	5600 / 5800 ¹	5000 / 5500 ¹	6700
Weight in roadworthy condition (kg) ^{6) 7) 9)}	3805	4235	4185	4625
Unladen weight in finished factory condition (kg) ⁸⁾	3590	4020	3970	4410
Max. towed load (kg) ¹⁰⁾	1800	3500	1800	3500
Maximum number of seats while driving with 3-point seat belt (standard / optional) ⁵⁾	2 / 4		2 / 4	
Sleeping berths (standard / optional)	2 / 4		2 / 4	
Electrically operated drop-down bed dimensions (mm)	2000 / 1950 x 2100		2000 / 1950 x 2100	
Seating area bed conversion dimensions (mm) *	2000 x 1470 / 1310		2000 x 1470 / 1310	
Fridge volume / of which freezer compartment (l)	153 / 29		153 / 29	
Heating system	Alde WW		Alde WW	
Fresh water volume (l) ⁵²⁾	210		210	
Waste water volume (l)	155		155	
Battery capacity (Ah)	2 x 80		2 x 80	
230 V / 12 V / USB sockets	5 / 3 / 3	5 / 2 / 4	7 / 3 / 5	7 / 2 / 6
Article no.	133000	133500	133010	133510

¹ Optional weight increase

* in conjunction with special equipment

Article no.		216130	212140
Super package	Weight	Fiat	Iveco
	kg	£	£
Chassis options			
Driver's cabin automatic air conditioning ³³⁾		470	1,635
Higher output alternator ⁴⁷⁾		185	-
ESP with Traction Control and hill holder ⁴¹⁾		Standard	680
Steering wheel with multifunctional buttons option (incl. leather gearshift with manual transmission)		-	845
Electric handbrake		-	795
Driver's cabin comfort seat with angle adjustment (front), Fiat incl. height adjustment (rear)		505	505
Crank-operated rear supports to prevent swaying in standing position		385	400
Dashboard finish with chrome inlays		-	235
Dashboard finish: Ventilation grille in chrome		210	-
Habitation options			
"Carthago best view" bus mirror system with entrance lighting, electrically adjustable and heatable		360	360
XL habitation door "Safetylux" (W: 63 cm) with safety double locking and "coming home" ¹⁷⁾		1,500	1,500
Central locking for driver's cabin door and habitation door, exterior and scooter garage hatches ⁹⁹⁾		1,000	1,000
Scooter garage upgrade with needle felt and fixing system		305	305
SOG toilet ventilation via roof chimney		325	325
Alde heat exchanger (use of engine heat)		1,030	1,030
Truma DuoControl CS ⁷³⁾		385	385
Carthago set of 3 ship's instruments		280	280
USB socket in sideboard of lounge rear round seating area		100	100
Wiring for solar system		210	210
Wiring for satellite system		210	210
Wiring for reversing camera (single lens)		210	210
Thetford C260 toilet with ceramic insert ⁹²⁾		200	200
Pioneer 6.8" radio / moniceiver incl. DAB+, wiring for radio, Roof antenna, speakers (6 x) ^{80) 88)}		960	960
Reversing camera system with single lens and 7" colour monitor at side in dashboard		1,000	1,000
Total price of individual options		9,830	13,170
Package price	95/100	7,035	8,860
Your savings		2,795	4,310
210330 SURCHARGE Pioneer 9" media centre, incl. navigation, motorhome route guidance, DAB+ ¹⁹⁾	-	795	795
210300 SURCHARGE for reversing camera with double lens instead of single lens ⁸³⁾	1	600	600

Article no.		212312	
Iveco driver's assistance package ⁵⁶⁾	Weight		
	kg	£	
Emergency braking assistant with City Brake (AEBS)			✓
Automatic Cruise Control (ACC) with traffic jam function			✓
Automatic Main Beam Activation			✓
Active lane departure warning assistant with warning alarm			✓
Tyre inflation pressure monitoring system			✓
Rain sensor with automatic dipped beam			✓
Side wind assistant incl. ESP			✓
Package price	4	7,385	

Article no.

216009

Fiat Infotainment package*	Weight	
	kg	£
Digital instrument cluster with colour display in dashboard ¹⁰⁴⁾		✓
Leather steering wheel and gear lever, including multifunctional buttons		✓
Fiat 10,1" multimedia system incl. navigation, motorhome route guidance and DAB+ ⁵¹⁾		✓
Package price	2	2,430

* The Fiat 10.1" multimedia system replaces the Pioneer 6.8" radio / moniceiver and is taken into consideration in the price. Fiat infotainment package not possible in conjunction with the Pioneer 9" media centre

Article no.

212500

Luxury habitation door package	Weight	
	kg	£
Electric self-closing mechanism for quiet closing		✓
Additional LED lighting in door window for "coming & leaving home" function		✓
Keyless access system via RFID-Chip (2x)		✓
Electric door opening support from interior and exterior		✓
Package price	2	965

Article no.

210730

Kitchen / coffee package	Weight	
	kg	£
Inverter for 12 V to 230 V, 1,800 Watt, mains priority circuit		1,700
Capsule coffee maker with connecting kit incl. pull-out system in overhead cabinet with vertical waveform		280
Total price of individual options		1,980
Package price	12	1,680
Your savings		300

Article no.

210562

Satellite and TV package	Weight	
	kg	£
Electric pull-out for 40" LED flat screen		855
LED flat screen 40" ³⁹⁾		1,820
Teleco Flatsat Classic 85 satellite system with CI slot ^{12) 23)}		3,000
Radio incl. wiring in round lounge seating area, DAB+ with CD ⁸¹⁾		600
Total price of individual options		6,275
Package price	51	4,600
Your savings		1,675
210213 SURCHARGE Teleco Flatsat Classic 85 satellite system with skew / twin LNB for second TV ^{12) 23)}	2	315
210217 SURCHARGE Oyster Vision 85 satellite system with skew / twin LNB for second TV ^{12) 23)}	9	500

Article no.

210583

Sleeping area / driver's cabin TV package (not in conjunction with office and TV room package)	Weight	
	kg	£
Rigid TV bracket in sleeping area / driver's cabin ³⁶⁾		435
24" LED flat screen incl. speakers ^{23) 39)}		1,270
Total price of individual options		1,705
Package price	14	1,235
Your savings		470
210212 SURCHARGE Teleco Flatsat Classic 85 satellite system with skew and twin LNB for second TV ^{12) 23)}	30	2,740
210216 SURCHARGE Oyster Vision 85 satellite system with skew and twin LNB for second TV ^{12) 23)}	37	3,010

Article no.

210585

Office and TV room package (not in conjunction with sleeping area / driver's cabin TV package)	Weight	
	kg	£
Height of TV bracket adjustable via wall profile rail in sleeping area / driver's cabin ³⁶⁾		✓
24" LED flat screen incl. speakers ^{23) 39)}		✓
Driver and passenger seats can be rotated		✓
Pull-out table surface from sideboard at passenger side		✓
230 V socket set and USB above sideboard at passenger side		✓
Package price	44	2,430
210212 SURCHARGE Teleco Flatsat Classic 85 satellite system with skew / twin LNB for second TV ^{12) 23)}	30	2,740
210216 SURCHARGE Oyster Vision 85 satellite system with skew and twin LNB for second TV ^{12) 23)}	37	3,010

Article no.

210841

210842

Summer air conditioning package	Weight	Model: I 53	Model: I 53 L
	kg	£	£
Truma Aventa comfort roof-mounted air-conditioning system ¹²⁾		2,360	2,360
Electric roof awning (230 V) aluminium frame, grey canvas, length: 5.5 m ⁴³⁾		2,620	-
Electric roof awning (230 V) aluminium frame, grey canvas, length: 6.0 m ⁴³⁾		-	2,895
Total price of individual options		4,980	5,255
Package price	90/95	4,045	4,260
Your savings		935	995

Article No.		£ incl. 20% VAT	kg	I 53	I 53 L	I 53	I 53 L
						Fiat	Iveco
Fiat Ducato chassis							
310027	180 HP / 132 kW engine, Euro 6d Final, 9G automatic torque converter transmission ⁶⁷⁾	Standard	-5	X	X	-	-
310041	180 HP / 132 kW engine, Euro VI E (heavy duty), 9G automatic torque converter transmission ^{67)**}	230	-5	-	O	-	-
330340	16 inch alloy wheels, Fiat	775	-10	O	-	-	-
330345	Fiat 16 inch alloy wheels (double axle)	1,125	-15	-	O	-	-
311816	AL-KO "ACS" High Performance front axle spring strut	820	-	O	O	-	-
212400	Weight increase from 4,500 kg to 4,800 kg (incl. RA pneumatic suspension / special aluminium wheels) ²⁸⁾	6,165	45	O	-	-	-
212405	Weight increase from 4,500 kg to 4,800 kg (incl. full pneumatic suspension / special aluminium wheels) ²⁹⁾	13,470	50	O	-	-	-
212410	Weight increase from 5,000 kg to 5,400 kg permissible gross vehicle weight (double axle) * ³⁰⁾	995	-	-	O	-	-
212415	Weight increase from 5,000 kg to 5,500 kg permissible gross vehicle weight (AL-KO Air Premium X2) * ³⁰⁾	5,985	60	-	O	-	-
212420	Weight increase from 5,000 kg to 5,500 kg permissible gross vehicle weight (AL-KO Air Premium X4) * ³⁰⁾	11,980	82	-	O	-	-
330840	AL-KO Air Premium X2, full pneumatic suspension at rear axle ¹³⁾	3,995	45	O	-	-	-
330860	AL-KO Air Premium X2, full pneumatic suspension at rear axle ¹³⁾	4,990	60	-	O	-	-
330880	AL-KO Air Premium X4, 4-channel full pneumatic suspension at rear/front axle ^{13) 20)}	9,555	50	O	-	-	-
330900	AL-KO Air Premium X4, 4-channel full pneumatic suspension at rear/front axle ^{13) 20)}	11,295	82	-	O	-	-
331341	AL-KO HY4 hydraulic supporting jack system at front and rear ⁴⁸⁾	7,200	70	O	O	-	-
311400	Removable towbar	1,655	60	-	O	-	-
311430	Removable tow bar in conjunction with Pedelec scooter garage	1,995	50	O	-	-	-
310630	Leather steering wheel and gear lever	270	-	●	●	-	-
310632	Multi-functional steering wheel (radio remote control via control buttons)	270	-	●	●	-	-
Iveco Daily undercarriage							
310263	Iveco 21 engine: 207 HP / 152 kW, Euro VI E, incl. 8-speed automatic torque converter transmission ⁷⁰⁾	9,990	128	-	-	O	O
330600	Iveco Daily 5.6 t: Base vehicle comfort package (package recommended!) ¹³⁾ - Wider-gauge front and rear axle - Special comfort shock absorbers on front and rear axles / full pneumatic suspension rear axle - Alloy wheels on front axle with 235/65 R 16C tyres ²⁴⁾ - Increased load of standard 5.6 t chassis (from 5.6 t to 5.8 t)	10,625	42	-	-	O	-
330606	Iveco Daily 6.7 t: Base vehicle comfort package (package recommended!) ¹³⁾ - Wider-gauge front axle - Special comfort shock absorbers on front and rear axles / full pneumatic suspension on rear axle - Front axle alloy wheels ²⁴⁾	11,625	65	-	-	-	O
310620	Differential lock on rear axle	1,035	11	-	-	O	O
331340	Hydraulic 4-channel supporting jack system with automatic levelling ^{40) 48)}	7,990	130	-	-	-	O
331440	Towbar (max. towed load 3,260 kg with Iveco Daily 5.6 t)	2,255	50	-	-	O	O
410010	Entrance step, drivers cabin entrance, retracted and extracted electrically ³⁴⁾	505	5	-	-	O	O
Other chassis options Fiat / Iveco							
330070	Driver's cabin heated seats (driver/passenger seat) ⁶²⁾	700	2	O	O	O	O

* Optional weight increase 5.4 t / 5.5 t and 180 HP / 132 kW Euro VI E engine (heavy duty) may only be ordered together.

O = special equipment X = standard equipment - = not possible ● = included in package

Article No.		£ incl. 20% VAT	kg	153	153 L	153	153 L
						Fiat	Iveco
Habitation exterior							
410150	Additional security locks in the driver's cabin door and habitation door	620	2	○	○	○	○
410260	"Silverline" exterior colour concept (driver's cabin and habitation in silver) ²¹⁾	3,725	1	○	○	○	○
410601	Aluminium roof awning frame, grey canvas, length: 5.5 m	2,035	55	○	○	○	○
410640	Electric roof awning (230 V) aluminium frame, grey canvas, length: 5.5 m ⁴³⁾	2,620	60	●	○	●	○
410670	Electric roof awning (230 V) aluminium frame, grey canvas, length: 6.0 m ⁴³⁾	2,895	65	-	●	-	●
410690	LED light strip at roof awning	305	5	○	○	○	○
410710	Double floor storage compartment pull-out system with four transport boxes	865	20	○	○	-	○
410786	Midi-Heki skylight instead of Mini-Heki above drop-down single bed	360	2	○	○	○	○
410787	Heki III panoramic skylight above round rear lounge seating area	1,100	2	○	○	○	○
Electrical system							
510040	3rd gel battery option, total: 3 x 80 Ah ⁹⁴⁾	575	25	○	○	-	○
510051	Lithium ion battery 90 Ah incl. battery computer and separate touch display ⁵⁵⁾	1,655	-37.5	○	○	○	○
510052	2nd lithium ion battery 90 Ah, total 180 Ah, including battery computer ⁵⁵⁾	1,835	12.5	○	○	○	○
510081	Solar panel system: 2 x 100 Watt ¹²⁾	1,730	20	○	○	○	○
510101	Solar panel system: 1 x 135 Watt ¹²⁾	1,300	15	○	○	○	○
510121	Solar panel system: 2 x 135 Watt ¹²⁾	2,080	30	○	○	○	○
510180	Inverter for 12 V to 230 V, 1,800 W with mains priority circuit	1,700	10	●	●	●	●
510221	Extra socket: 12 V overhead storage cabinets round rear lounge seating area	100	0.5	○	○	○	○
510241	Extra socket: 230 V overhead storage cabinets round rear lounge seating area	100	0.5	○	○	○	○
510201	Carthago Security alarm system ³⁵⁾	915	5	○	○	○	○
510500	Electric windscreen heater with time control	1,125	-	○	○	○	○
Gas Water Miscellaneous							
610021	Gas filter for Truma DuoControl CS (recommended) ⁹⁵⁾	195	1	○	○	○	○
610120	Exterior gas connection behind double floor exterior storage compartment at passenger side	235	5	○	○	○	○
610060	Fixed gas tank with regulator de-icing heater, 60 litre volume ⁴⁰⁾	1,950	50	-	-	○	○
610241	Thetford toilet with pump system and septic tank ^{16) 74)}	2,575	30	○	○	○	○
610500	Aluminium chequered floor for scooter garage	160	20	○	○	○	○
610520	Safe (fitted in double floor, subject to floor plan)	455	10	○	○	-	○
Kitchen appliances							
550020	Kitchen worktop in high quality Corian	1,385	10	○	○	○	○
550081	Tec-Tower fridge combination 153 l with separate gas oven ⁷⁵⁾	765	20	○	○	○	○
550067	Gas oven with grill function in kitchen base unit ³⁷⁾	925	12	○	○	○	○
550287	Capsule coffee maker with connecting kit incl. pull-out system	280	2	●	●	●	●
Heating air conditioning							
650020	Alde: heated floor mat in driver's cabin	550	10	○	○	-	-
650260	Truma Aventa Comfort roof-mounted air conditioning system ¹²⁾	2,360	30	●	●	●	●
650066	Heated towel rail in chrome in washroom	300	5	○	○	○	○

Article No.		£ incl. 20% VAT	kg	I 53	I 53 L	I 53	I 53 L
						Fiat	Iveco
Multimedia							
710029	Pioneer 9" media centre incl. navigation, motorhome route guidance, DAB+ ¹⁹⁾	1,360	-	○	○	○	○
710027	Radio incl. wiring in round lounge seating area, DAB+ with CD ⁸¹⁾	600	3	●	●	●	●
710180	Reversing camera system with double lens, shutter including 7" colour monitor ⁸³⁾	1,600	7	○	○	○	○
710505	40" LED flat screen incl. electric pull-out system ^{39) 84)}	2,670	18	●	●	●	●
710461	Additional TV connection in driver's cabin (driver's side) ³⁶⁾	300	3	●	●	●	●
710476	Rigid TV bracket in driver's cabin ³⁶⁾	435	3	●	●	●	●
710475	24" LED flat screen in driver's cabin (only in conjunction with TV bracket and connection set) ^{23) 39)}	1,270	10	●	●	●	●
710575	Service camera at waste water tank outlet pipe ⁸⁵⁾	500	2	○	○	○	○
Satellite systems							
750041	Teleco Flatsat Classic 85 satellite system with CI slot ^{12) 23)}	3,000	28	●	●	●	●
750046	Teleco Flatsat Classic 85 satellite system with Skew / Twin LNB for second TV ^{12) 23)}	3,315	30	○	○	○	○
750086	Oyster Vision 85 satellite system with skew / twin LNB for second TV ^{12) 23)}	3,495	37	○	○	○	○
Interior							
810100	Carpet for living area	325	6	○	○	○	○
810120	Carpet for driver's cabin area	170	4	○	○	○	○
810720	Large mirror on inside of washroom door	140	5	○	○	○	○
810652	Electrically extendible television lounge	935	-	○	○	○	○
810653	Relax head restraints (2 x) for TV viewing seats in round lounge seating area	305	2	○	○	○	○
810581	Round lounge seating area can be converted into a sleeping berth ¹⁰¹⁾	515	1	○	○	○	○
810650	3rd & 4th seat at the rear wall in direction of travel incl. head restraints ⁵⁾	1,035	22	○	○	○	○
Living area materials							
850610	Venezia – Antara / fabric combination	Standard	-	X	X	X	X
850710	Ivory part leather – leather / fabric combination	1,300	7	○	○	○	○
850720	Macchiato part leather (23) – leather / fabric combination	1,300	7	○	○	○	○
850670	Ivory Supreme part leather – leather/fabric combination	2,000	7	○	○	○	○
850690	Ivory leather	3,200	10	○	○	○	○
850730	Sand leather	3,200	10	○	○	○	○
850740	Macchiato leather	3,200	10	○	○	○	○
850750	Sand Performance leather	3,695	10	○	○	○	○
850760	Macchiato Performance leather	3,695	10	○	○	○	○
850501	World of sleeping & decoration set: decorative cushions, bed throw, fitted sheet set ²⁶⁾	360	7	○	○	○	○

Hints and additional equipment information



Service camera at waste water tank drain pipe

The driver can steer the vehicle directly over the waste water shaft using a service camera attached to the underside of the vehicle without the driver or the passenger leaving the vehicle. This provides safe, clean and above all easy emptying of the waste water / grey water.

The procedure can be followed on a central display on the double-DIN monitor of the radio or via the reversing camera monitor.



Dometic Waeco - reversing camera with double lens and shutter on the rear panel

A compact colour double camera with CMOS image sensor provides an optimum view and reverse view whilst driving, and has a series of practical characteristics for everyday in the premium class motorhome. Includes 140° diagonal viewing angle for reversing camera and a viewing angle of 46° for the long-distance viewing camera, for example. This model also has a motorised protection flap, an extended temperature range of -30 °C to 70 °C and a separate LED window (no dazzling at night-time). The display of distance markers (3 lines) on the monitor and the microphone integrated in the camera also help when reversing.



Truma Aventa Comfort - powerful roof-mounted air conditioning system with integrated heat pump

The Aventa comfort roof-mounted air conditioning system combines two powerful and efficient devices:

A convenient air conditioning system which powerfully cools and dehumidifies the interior on hot days, and also a heating system with which the Truma Aventa Comfort can also act as a source of heat during the transitional period. Heating operation via a heat pump saves a considerable amount of energy. The air distributor can be set individually, and distributes the air evenly in the interior without draughts. The following are worth a special mention:

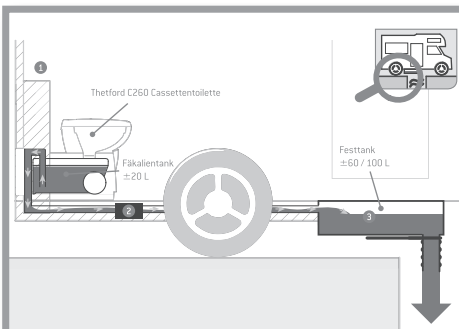
- the powerful cooling and extremely high air capacity with 2400 W
- the sleep function for quiet cooling
- the practical timer function



Carthago full LED front headlights

The full LED headlights installed as standard in the chic c-line, chic e-line, chic s-plus and liner-for-two model series are also optionally available for the c-tourer. The innovation comes with considerable advantages: Their light colour is approximately equivalent to daylight, and puts less strain on the eyes than other lighting systems. Also, the service life of LED lights is about the same as that of the vehicle – laborious lamp changes are therefore a thing of the past. At the same time, the power consumption is very low and the light output remains almost constant over the entire service life, which is a real safety factor.

The full LED headlights which were exclusively developed with Carthago use the latest LED technology with even brighter illumination of the road surface and the kerb. The basis for this are computer-designed headlight lenses. The Carthago headlights integrate the dipped beam, the main beam, the daytime driving lights and the position lights, and also the indicators.



Thetford pumping system with septic tank and toilet cassette

You have absolute flexibility and self-sufficiency on your travels with the pumping system with separate septic tank with a capacity of 120 l to 200 l (depending on the model) and a 13 l toilet cassette. With a simple push of a button you operate a powerful pump which transports the waste out of the toilet cassette into the bigger septic tank. The pump uses the grey water from your tank to do this.

You decide whether to dispose of the toilet cassette directly on site or simply pump the faeces into the provided tank.

Maximum self-sufficiency by means of large septic tank volume. Up to 10 days on the road without a disposal station is therefore no problem at all (depending on the model).

Hints and additional equipment information



Patented Pedelec scooter garage, loading height extension up to 124 cm in conjunction with push-in and transport system

Two advantages in one with Carthago queen-size bed models:


1. Large Pedelec scooter garage with low, conveniently accessible queen-size bed in rear
2. Loading height extension

The solution: Because the bottom edge of the bed can be swivelled upwards and there is a recess in the floor, bikes with a handlebar height of 124 cm can be transported. The push-in and transport system makes loading child's play. With the additional cover panel, the Pedelec scooter garage can also be used as a level garage floor.



Carthago Security alarm system with ultrasonic sensors and gas warner

The Carthago security alarm system offers the best possible protection against break-ins: It contains interior monitoring using ultrasonic sensors and a switch for activation and deactivation. The scooter garage (at the driver and passenger sides), the driver's door, the habitation door and the storage compartment hatches (at the driver and passenger side) are monitored using reed contacts. The bonnet is monitored by a door contact switch. The siren, which can be triggered using a handheld transmitter in the event of an alarm or a panic alarm, contains an emergency power supply. Propane, butane and anaesthetic gas are also reliably detected using a gas and auxiliary sensor. Other functions are the actuation of the vehicle's own central locking and a 1-way immobiliser. The alarm system is activated and deactivated using the remote control.



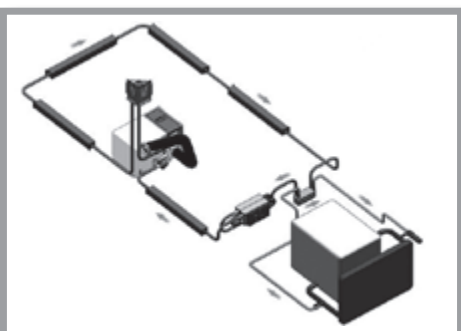
"Carawinx" medically approved point elastic sleeping system with quality mattress

Following the invention of the sprung slatted frame, the "Carawinx" system is the second revolution in the world of sleeping comfort. The intelligent interaction between the spring elements, the stable crossbar and the supports form the basis for unbeatable lying comfort. The supports are designed to adapt to the shape of the body in all directions because of their flexibility. Because of the large number of support points, the entire body is ergonomically positioned and the strain on the spine is relieved in a pleasant way. In combination with the high-quality 7-zone quality cold foam mattress, which has excellent comfort characteristics, it is as though the bed is "automatically" adapted to the resting body.



Truma DuoControl CS with crash sensor, automatic changeover and de-icing function

The Truma DuoControl CS is a safety gas pressure regulator with a crash sensor for two gas bottles. If the operating bottle is empty, the system automatically switches to the reserve bottle. Thanks to the integrated crash sensor, the DuoControl CS is optimal for safe operation of gas-powered devices while driving. In the event of an accident, the crash sensor even reacts at slow collision speeds of 15 to 20 km/h. for example. The gas supply is interrupted immediately before damage to the lines and devices can occur. This means: relaxed arrival, a feeling of well-being and safety for all.



Alde heat exchanger

The cooling system of the vehicle engine can be used to heat the living area with the heat exchanger in conjunction with the Alde central heating system. In order to do this, all you need to do is set the required room temperature on the room thermostat and start the circulation pump of the heating system.

The heating can also operate in the reverse direction using the circulation pump of the base vehicle. In this case, the habitation heating acts as engine pre-heating, whereby the central heating system heats the cooling system of the vehicle engine.

- The price information shown includes the legally applicable rate of VAT of 20 % and excludes shipping and transport costs
- Some vehicles are shown with special features which are available at extra cost
- Some special features can not be installed in all layouts. Your Carthago dealer will be pleased to inform you about installation and technical details regarding the model you choose
- This information is subject to price, design and equipment modifications and also errors. The details relating to scope of supply, appearance and performance comply with the status at the time of printing
- If our suppliers change product designations during the season, we reserve the right to deliver a part type of equivalent value
- Price, dimensions and weights subject to change. The current rate of VAT at the time of delivery shall be valid. All prices are non-binding recommended prices ex works. In the case of price adjustments by sub-contractors or base vehicle manufacturers, the prices will be modified accordingly
- Weight information is approximate. Deviations in weight of up to 5 % are possible and permitted
- Mattress sizes can differ from the specified bed dimensions
- Special features always increase the empty weight and reduce the remaining load capacity
- The installation of optional extras can result in loss of storage space
- Prices for optional extras apply to ex works installation (not retrofitting). These extras must be ordered in good time before the vehicle goes into production! Information about this can be obtained from your Carthago dealer directly
- The option of mounting solar energy and satellite systems depends on the occupation of the roof area
- Any change of the condition of your vehicle as it left the factory can negatively affect driving quality and road worthiness
- Any structural alteration to the vehicle renders liability claims void. The same applies if the customer makes changes to the paintwork / colour of body components
- Deviations from the textures and colours in the illustrations are permitted in as far as they are due to the nature of the materials used and/or are usual in the trade. The same applies to technical changes to the vehicle as long as the overall product quality remains the same or is improved, and the intended use is not affected
- It is possible that inferior-quality clothing can leave marks on the seat covers. This means that the seat covers are discoloured or the dye from the fabrics rubs off. We do not accept any liability for this kind of discolouration
- We recommend always using Carthago extras and having them installed in our factory. We do not accept any liability for damage caused by products not approved by Carthago or by non-permitted alterations. This applies in particular to the installation of parts by workshops not authorised by Carthago. For this reason, please always have all repairs and retrofits carried out by authorised Carthago dealers, and insist on original Carthago accessories
- The water supply system complies with the state of the art in accordance with DIN 2001-2

Footnote

- 1) Total vehicle length is the measurement between the front skirt and the rear end.
- 2) Total vehicle width corresponds to the measurement from outer wall to outer wall (wheel arches at the side, approx.: + 100 mm).
- 3) Height changes depending on installation of certain optional accessories. The vehicle height with the Fiat chassis light / heavy / double axle can differ by 50 mm.
- 4) With optional 5th seat, there is no living area window at the passenger side (not XL Models).
- 5) The number of people quoted depends on the weight and the axle load capacity. It can be reduced with the installation of extras and special features. The specified quantity relates to a vehicle weight in the series production configuration, and specifies the maximum number of persons that can be seated during travel. Depending on the model, this can only be achieved with a weight increase. The technically permitted total weight and the axle load capacities must not be exceeded. For optional 5th seat: Double floor through-loading storage compartment slightly reduced. Upholstery not in same fabric as living area.
- 6) The payload is fundamentally dependent on the weight in the ready-to-travel condition. It is reduced by the installation of extras/special features. It also requires a corresponding load distribution depending on the load capacity of the axles.
- 7) The weight in a roadworthy condition is determined by the implementing ordinance (EU) no. 2021/535 incl. basic equipment (driver 75 kg, 90 % fuel, 20 l (from e-line: 50 l) fresh water, 1 aluminium gas bottle and electrical connecting cables) in the standard configuration. The weight in roadworthy condition changes due to the installation of accessories and special equipment.
- 8) The unladen weight specifies the vehicle weight with standard equipment, without driver, fuel, fresh water, gas bottle and electrical connecting cables.
- 9) Weight deviations in weight of up to 5 % are possible and permitted.
- 10) The maximum towed load depends on the total towed weight of the vehicle. The towed load reduces to 1,800 kg with the Fiat Ducato f40 heavy. The trailer load basically depends on the total towing weight: Fiat Ducato AL-KO 6,000 kg, Mercedes-Benz Sprinter AL-KO 5,880 kg. Fiat Ducato f40 heavy option, including 16 inch steel wheels.
- 11) Child seats with restraint systems must not be installed on the passenger seat.
- 12) Mounting capability depends on the roof area occupancy. The height of the habitation changes by 130 mm with the optional satellite system and roof-mounted air conditioning system.
- 13) Full pneumatic suspension at rear axle with raise / lower function. Lowering the rear axle pneumatic suspension when the rear supports are extended can damage the vehicle undercarriage.
- 14) The standard roof-mounted fan in the kitchen area is omitted from the chic c-line model range if the roof-mounted air conditioning option is selected.
- 15) In combination with optional 5th seat with 3-point seat belt in models with side bench on passenger side, in chic e-line: Living area window above side bench omitted (not omitted with XL models).
- 16) Thetford manufacturer advice: for correct breakdown of waste and operation of the waste pump system, it is important to use Thetford sanitary additives and Aqua Soft toilet paper. The SOG toilet ventilation, "ventilation via roof chimney", is omitted if the pumping system option is selected. Toilet ventilation takes place via the bottom valve of the cassette on the underfloor of the vehicle. Thetford toilet option with pumping system and septic tank not possible in conjunction with ceramic fixed tank toilet option.
- 17) Central locking can be operated via the radio transmitter in the ignition key. "Coming home" function: Activation of the awning light/driver's cabin door lighting via the remote control in the main key, with automatic switch-off delay.
- 18) Designer bar cabinet with holder for three Carthago wine and long drink glasses.
- 19) Pioneer media centre with touch screen in driver's cabin, wireless Apple CarPlay / Android Auto, Bluetooth, USB interface for connecting portable devices. not possible in conjunction with Mercedes-Benz chassis.
- 20) Full pneumatic suspension with automatic levelling. The overall height of the vehicle increases by 30 mm.
- 21) Roof surfaces finished in white GRP to prevent adverse thermal effects. The surface of the GRP is not of the same quality as a painted exterior panel. Slight colour differences possible in paintwork between driver's cabin and habitation.
- 22) Omission of Mini-Heki skylight in kitchen area.
- 23) If a satellite system and an additional LED flat screen in the sleeping area is selected, only the satellite system with TWIN can be ordered (for two TV devices).
- 24) Rear axle wheel trims visually match the front axle alloy wheels.
- 25) Additional TV connection option not possible in conjunction with option 710470 24" LED flat screen, since this is already included.
- 26) Carthago world of sleeping & deco set consisting of one or three decorative cushions (model-dependent), a Jacquard bed throw with woven-in Carthago logo and a fitted sheet set to match the respective model.
- 27) Note for XL models: Three-piece seat padding, cannot be pulled out.
- 28) Weight increase from 4,500 kg to 4,800 kg (AL-KO Air Premium X2, four special alloy wheels with increased load). The axle loads are: front axle 2,250 kg / rear axle 2,700 kg. Weight increase from 4,500 kg to 4,800 kg not possible in conjunction with 16-inch alloy wheels option.
- 29) Weight increase from 4,500 kg to 4,800 kg (AL-KO Air Premium X4, four special alloy wheels with increased load). The axle loads are: Front axle 2,300 kg / rear axle 2,700 kg. Weight increase from 4,500 kg to 4,800 kg not possible in conjunction with 16-inch alloy wheels option.
- 30) The axle loads are: front axle 2,300 kg / rear axle 2 x 1,600 kg.

- 31) Chassis version 6.7 t is equipped with a reinforced frame, weight increase to 6.7 t permissible gross weight.
- 32) The rear axle load increases to 2,500 kg if 16 inch alloy wheels are selected.
- 33) In the event of unfavourable conditions, manual readjustment of the air conditioning system may be necessary.
- 34) Legally required mandatory option with chassis version 6.7 t.
- 35) Option Carthago Security alarm system, including ultrasonic sensors in living area, door and scooter garage contact switch, panic alarm function, indicator activation and gas sensor for anaesthetic, propane and butane gas. The legal recognition of the alarm system by insurance companies is regulated differently depending on the country and cannot be guaranteed by the manufacturer.
- 36) Incl. connection set: Coaxial cable, antenna socket, 12 V socket.
- 37) No drawers in the kitchen base cabinet (quantity depends on the model). Dimensions of oven in kitchen block (in mm): Height 445 x Width 445 x Depth 490. Not possible in conjunction with the Tec-Tower option.
- 39) TV with DVB-T2 tuner receiver (incl. USB, HDMI, Full HD). Televisions changing to Smart TV from Q1 2023.
- 40) The fixed gas tank and hydraulic supporting jack system options cannot be ordered together - with the exception of models s-plus 61 XL LE, 64 XL QB.
- 41) The top speed is limited to 110 km/h (68 mph) by the ESP safety feature.
- 42) With the Pedelec scooter garage option, the waste water tank volume in c-tourer/ chic c-line vehicles changes to 110 litres and the fresh water volume to 160 l, reduction of scooter garage load capacity by 100 kg. Not possible in conjunction with aluminium chequered floor for scooter garage.
- 43) Note: an inverter is required for use in own on-board power supply (without mains electricity).
- 45) Position: Lounge seating area (230 V, USB), sleeping area rear overhead compartment (230 V, USB), scooter garage (230 V).
- 46) The standard double floor exterior storage compartment behind the habitation door is omitted if this option is selected (does not affect XL models).
- 47) The charge booster is incorporated between the alternator and the starter and also the habitation battery, and ensures that the alternator generates power during travel until the batteries are charged.
- 48) With option HY4 hydraulic supporting jack system (Fiat: HY 4, Iveco: E&P), the mechanical supporting jacks are omitted. Hydraulic supporting jack system with automatic levelling option.
- 49) Optional weight increase incl. "ACS" High Performance front axle spring strut.
- 51) Multimedia system (Mercedes-Benz: 10.2" display; Fiat: 10.1" display), Bluetooth connectivity with audio streaming and hands-free function, Smartphone integration via Android Auto or Apple CarPlay, USB interface for connecting portable devices. Mercedes-Benz: Vehicle weights and vehicle dimensions cannot be stored separately in the navigation system.
- 52) The specified fresh water volume already includes the volume of the boiler.
- 53) With the Sky Dream Comfort option, the ship's instruments set is integrated in the driver's cabin overhead storage cabinet.
- 54) The supplied roof antenna in the Mercedes-Benz variant also contains a GPS function.
- 55) The optional lithium ion batteries replace the standard gel battery/batteries. The battery status display can be accessed via a free app and touch display with 18 A automatic charger.
- 56) When choosing the driver's assistance package, the required radar sensor is integrated in the radiator grille.
- 57) Reinforced front axle spring for optimised ride comfort not possible in conjunction with AL-KO "ACS" High Performance front axle spring strut
- 59) Double floor storage space pull-out system option including four transport boxes. Not possible in conjunction with optional 5th seat (in models 50 LE, 51 QB. Possible in models 61 XL LE, 64 XL QB, but there is a risk of collision if they are used at the same time).
- 61) Ceramic fixed tank toilet option not possible in conjunction with Thetford toilet option with pumping system and septic tank. Cleaning spray nozzle with Gardena connection (attention: double floor storage compartment restriction).
- 62) Driver's cabin heated seats option (driver / passenger seat) 2 settings.
- 63) Truma Combi 6E option not possible in conjunction with Alde warm water heating option.
- 64) Designer bar cabinet with holder for two Carthago wine glasses and two Carthago long drink glasses.
- 65) The collision braking system automatically triggers braking in the event of a collision in order to prevent or lessen the effects of a possible secondary collision.
- 66) Aluminium chequered floor option not possible in conjunction with Pedelec scooter garage.
- 67) 4-cylinder engine with 2.2 litre engine, 140 HP: 350 / 380 Nm, 180 PS engine: 380 / 450 Nm.
- 68) 9G automatic torque converter transmission with Fiat Ducato f35 only possible in conjunction with 16 inch steel wheels or 16 inch alloy wheels option.
- 69) The foot pedal for adjusting the table is omitted in the option with the lounge seating area with a lowerable table top which can be converted into a sleeping berth. The lever for adjusting the table is beneath the table top in this variant.
- 70) Iveco 21 engine option: 3.0 l Euro VI, 4 cylinder, 207 HP / 152 kW, 470 Nm, incl. 8-speed automatic torque converter transmission.
- 71) Push-in and transport system option for 2 Pedelecs/E-bikes only in conjunction with Pedelec scooter garage.
- 73) Truma DuoControl CS with crash sensor, automatic changeover and de-icing function option.
- 74) chic e-line tank volume: 13 l cassette plus 110 l septic tank.
chic s-plus tank volume: Cassette 13 l plus 112 l septic tank. Liner-for-two tank volume: 13 l cassette plus 60 l septic tank.
- 75) Tec-Tower fridge combination 153 l option, with door opening at both sides, separate freezer compartment and gas oven. Not possible in conjunction with gas oven in kitchen base unit option.
- 76) "Sky Dream comfort" option with surrounding overhead storage cabinets above lounge seating area and driver's cabin, two large panoramic skylights integrated in the suspended designer roof liner with indirect ambient lighting instead of drop-down bed.
- 77) casablanca world of style: Noble Cherry furniture decor with overhead cabinet doors in high gloss ivory.
- 78) linea progressiva world of style: Golden acacia furniture decor in bicolor look with overhead cabinet doors in high-gloss ivory, overhead cabinet underside in matt pearl white.
- 79) linea nobile world of style: Furniture decor and overhead cabinet fronts in Noce Fino, kitchen fronts with high gloss ivory and lotus white bicolor look.
- 80) Radio/moniceiver option with touch screen in driver's cabin, Bluetooth and USB interface for connecting portable devices.
- 81) Radio with DAB+ with CD, music control via USB, App Connect, incl. wiring for radio in living area round rear lounge seating area above sideboard (with automatic changeover to habitation battery).
- 82) Reversing camera system with single lens and 7" colour monitor integrated at side in dashboard.
- 83) Reversing camera system, double lens and shutter on rear wall incl. 7" colour monitor at side of dashboard.
- 84) Option 40" LED flat screen incl. electric pull-out system only possible in conjunction with radio in round lounge seating area.
- 85) Service camera at waste water tank drain pipe with display via double-DIN or monitor in dashboard.
- 86) 24" LED flat screen incl. TV bracket, speakers and integrated contact switch wirelessly integrated in television wall for sleeping area (only in conjunction with connecting set)
- 87) 24" LED flat screen in sleeping area, integrated into the furniture design (only in sleeping area TV package)
- 88) Speakers in driver's cabin (2x) and lounge seating area (2x, liner-for-two: 4x), DVB-T2 reception.
- 89) Option with single light modules. Not comparable with the Carthago full LED front headlights.
- 91) Additive warm water underfloor heating option: additional heating coils in double floor area of lounge seating area. Also in driver's cabin in chic s-plus.
- 92) Thetford C 260 toilet with ceramic insert and 3-stage filling level display option.
- 93) Because of the maximum front axle load of 2.1 t, the maximum number of seats is 3.
- 94) 3rd gel battery option, total: 3 x 80 Ah with chargers 2 x 16 A = 32 A.
- 95) It is recommended to order the gas filter in conjunction with the Truma DuoControl CS option, since the manufacturer of the Truma DuoControl invalidates the warranty if the gas pressure regulator and valves become defective or damaged because of oil or other foreign materials in the liquid gas.
- 96) The cup set consists of two coffee cups and two espresso cups.
- 98) Central locking not for gas bottle hatch and toilet hatch.
- 99) 4-cylinder engine with 2.0 l, max. 400 Nm.
- 101) The luxury living area table is smaller if the round lounge seating area which can be converted into a sleeping berth option is selected.
- 103) Kitchen / coffee package or voltage converter option with c-compactline/ c-tourer only possible in conjunction with an additional battery (gel / lithium).
- 104) Digital instrument cluster with colour display in dashboard for optimum networking with the Fiat 10.1" multimedia system for displaying 3D navigation maps and driver assistance systems.
- 105) The prices are recommended retail prices. Because of the cost and price developments on the procurement markets, which are extremely volatile and can therefore not be calculated over the long term, the right is reserved to adjust our prices to our dealers and also make an appropriate price adjustment to our recommended retail prices. Of course, we endeavour to pass on appropriate pricing to the market at all times. You are advised to consult your dealer about the price that applies at the point in time when the contract is concluded.

Carthago Reisemobilbau GmbH
www.carthago.com

Be the first to get all of the
news about Carthago! You can
register for the newsletter at



Notes concerning the details in this price list: All previous price list become invalid when this price list appears. Changes may occur during the model year after the editorial deadline of this printed document in July 2022. The manufacturer reserves the right to make structural and design changes that become necessary, provided they are in the interest of technical progress and are reasonable for the customer, plus changes to equipment, differences in colour combinations or individual colour shades, material quality differences and changes to the scope of delivery on the part of the manufacturer. This also applies to colour differences on base vehicles, insofar as they are a result of changes made by the base vehicle manufacturer. Please consult your dealer for detailed advice concerning the status of the current product or series.

The information about the scope of delivery, appearance, performance, dimensions and weights of the vehicles (differences within the scope of the factory tolerances (+/- 5% max.) are possible and permissible) corresponds to the state of knowledge at the time of going to print. Please note that some of the vehicles are depicted with special equipment for which an additional charge applies. In some cases they are shown with equipment features that do not correspond to the series production version and are also not available as special equipment.

Prior written consent from Carthago Reisemobilbau GmbH is required for the reprinting of this publication or extracts thereof. The information in this publication is compliant with the German StVO and StVZO (road traffic and road traffic licensing regulations). No liability accepted for errors and/or misprints.