

PREMIUM CLASS 2023

A-CLASS



carthago[®]
Das Reisemobil.

Table of contents

Carthago – more than just a company	4
The premium integrated motorhomes	12
Model range overview	16
Carthago lightweight construction technology	22



c-compactline Super-Lightweight

24

The lightest motorhome of the 3.5 t premium A-Class, suitable for remote areas thanks to the 15 cm narrower exterior width and compact vehicle lengths



c-tourer Lightweight

44

The c-tourer Lightweight models impress with their short vehicle lengths of up to 7 m, their perfect handling and their amazingly light own weight. Thanks to the Carthago lightweight construction technology, they are ideal for certification within the 3.5 t weight class



c-tourer Comfort

54

If certification within the 3.5 t weight class is not essential and comfort is more important than weight, the c-tourer Comfort models offer the right solution



More information at www.carthago.com



We have put together a great deal of additional information for you on our web page! Be it videos, 360° views or technical background information – let yourself to be spirited away into the world of fascinating Carthago motorhomes! Simply scan the QR codes in the catalogue with the camera of your Smartphone or tablet, and let yourself be taken straight to the topic.



Newsletter sign up



YouTube



Facebook



chic c-line | chic c-line superior | chic c-line XL

74

The fascination of the Carthago Liner class:
elegance, comfort and extravagance



AL-KO EA/DA

Mercedes-Benz
AL-KO EA/DA

chic e-line | chic e-line XL

104

The jewel in the crown of the Carthago Liner class:
more comfort, more self-sufficiency, more independence



AL-KO EA/DA

Mercedes-Benz
AL-KO EA/DA

chic s-plus | chic s-plus XL

106

The powerhouse of the Carthago Liner class on the Iveco Daily
5.6 t / 6.7 t with high-traction rear-wheel drive/ dual wheels

IVECO
DAILY

5.6 t / 6.7 t



liner-for-two new generation

134

Round rear lounge seating area with electrically extendible
TV lounger and unique 4-room concept



AL-KO EA/DA

IVECO
DAILY

5.6 t / 6.7 t

The Carthago worlds of living

152

The Carthago Premium DNA

156

Our powerful partners

178



The people behind the family-run company are: Sabrina Schuler, Karl-Heinz Schuler and Sebastian Schuler

Carthago – More than just a company

Dear motorhome enthusiasts,

More than 40 years of the Carthago Group also means more than 40 years of the premium concept, diversity and technical know-how.

Many things have grown within this time: our head office with production and a large sales exhibition in Aulendorf in Upper Swabia, and our plant in Odranci/Slovenia. The number of employees has also increased to more than 1500, we have more than 200 partners in Germany and abroad, and the diversity of our vehicles has expanded with numerous different models.

However, one thing hasn't changed: despite the use of state-of-the-art manufacturing methods, each Carthago has been manufactured with care and a considerable amount of craftsmanship and attention to detail for more than 40 years. We have put our heart and soul into the development of the Carthago Group.

The only people we are indebted to are you, our customers. This independence was confirmed with the establishment of the Carthago family foundation in 2014, and will remain so

in the future. You can put your trust in this as much as our employees do: the Carthago Group remains a dynamic family-run company with a great deal of motivation and passion, characterised by personal commitment.

In order to ensure that our premium claim will also continue for future decades, we implement ideas quickly, think innovatively and abide by our Carthago Premium DNA. See for yourself: visit us online, at exhibitions, at Carthago City or at one of our dealers. We look forward to seeing you!

Yours, Karl-Heinz Schuler

Founder, owner and foundation chairman



A unique success story



1999

M-Liner
Milestone in the Liner class



2004

chic integriert
Entry into the European market



2019

liner-for-two
Round lounge seating area in the rear



2020

Mercedes-Benz Sprinter
New basic vehicle



2023

liner-for-two new generation



2003

Mega-Liner
Liner on MAN bus chassis



2011

c-tourer
Development of lightweight construction technology



2020

chic e-line new generation
Premium in perfection



2022

chic c-line new generation
The best in its class



The Carthago Premium DNA

We find that only the best is good enough

Carthago has been an independent family-run company and permanent feature at the pinnacle of the motorhome industry for more than 40 years. Company founder and owner Karl-Heinz Schuler talks about what constitutes the Carthago premium DNA, why every Carthago motorhome is something very special and what unites the two at the same time.

Mr. Schuler, when did you decide to work in the caravaning industry?

KARL-HEINZ SCHULER Panel Van Conversions caught my attention on many occasions whilst I was studying. I examined them more closely at the time, and something became clear to me in an instant: we can do better than that! The foundations for Carthago were laid with this idea and motivation.



Long-lasting. High stability.



**Carthago Liner
premium-class
body construction**

Space guaranteed.

**Carthago double floor
with large storage
compartment**

Well-balanced. Optimum distribution.

**Carthago payload &
weight and balance**



Carthago has evolved into a premium manufacturer since 1979. Did you anticipate this success story at the time?

KARL-HEINZ SCHULER No-one could have known that we would be so successful, nor could it have been planned. Our goal was always to build the best high-end motorhomes. We want to have satisfied customers. Success and growth then follow naturally.

What is the secret of your success?

KARL-HEINZ SCHULER The secret of our success is the Carthago inventive spirit. We are the leading innovator in the motorhome industry, we maintain our quality claim with every model series, and we are a pioneer within the industry time and time again. All of this is anchored in our Carthago premium DNA.

What does Carthago Premium DNA stand for?

KARL-HEINZ SCHULER Our Carthago premium DNA is our promise of value to our customers which can be found in every one of our motorhomes, it is motivation and an obligation at the same time. It is characterised by the Carthago bodywork, the biggest storage space system in its class, the well thought-out heating and air conditioning technology, the highest payload reserves, our driving safety and visibility

concept and the Carthago personality. We are simply exceptional: our materials, our jointing technology and the weight and stability demands are even similar to those of aircraft technology. We are quite rightly the European market leader for A-Class motorhomes in the price class of over € 95,000*. Because a Carthago is simply unmistakable!

How do Carthago drivers benefit from the premium DNA?

KARL-HEINZ SCHULER Our core expertise is in motorhomes in the Liner premium class. Our 40 years of experience in this area flow into every stage of development and manufacturing. We think that only the best is good enough for the comfort and safety of our customers! Not only do we provide maximum durability and value retention, safety, protection and comfort. It is just as important to us to implement every idea and every innovation in practice, and make everyday travelling as enjoyable as possible. This applies to all of our vehicles – be it a 3.5 t lightweight model or the liner class above the 3.5 t weight class. and therefore a synonym for exclusivity and quality. Or, to put it simply, Carthago stands for “The Motorhome”.

Well-being – all year round.

Carthago heating & air conditioning technology

Safe on the road.

Carthago driver's cab visibility concept with industry leading result

Unique. Unmistakable.
Extravagant.

Carthago Personality



Carthago company headquarters in Aulendorf, Upper Swabia, with the company's own pitches and large showroom.

Carthago City

Welcome

Down-to-earth and open minded at the same time, that is Carthago culture. We have remained true to our roots with the company headquarters in Carthago City in Aulendorf/ Upper Swabia, between Ulm and Lake Constance.

As well as the manufacturing facility for our Premium motorhomes, a large sales exhibition, the service centre for end customers and service partners and also the company headquarters are concentrated here.

Carthago is a popular destination for domestic and foreign motorhome enthusiasts. Visitors with a motorhome are welcome on the company's own pitch!

You can discover numerous models in our large sales exhibition during a visit – and the Carthago experts on site will be pleased to advise you.

Convince yourself of the combination of perfect craftsmanship with high-tech components and state-of-the-art methods on a factory tour.

Of course, premium service is a constituent of the Carthago premium motorhome. About 200 dealers and service partners throughout Europe look after you and your Carthago motorhome. Wherever you live, wherever you roam: Carthago is never far away! The initial contact is your local dealer, and a close-knit trade and service partner network is at your side throughout Europe during your travels.

All of our dealers and service partners are trained as certified Carthago Partners in a multi-level academy programme.

However, exceptional situations don't stop at closing time. This is why Carthago has set up an emergency breakdown number which travellers can obtain technical assistance with problems, even at the weekend and during public holidays.



Take a look behind the scenes with a factory tour! Simply register your preferred date on our web site at www.carthago.com.



The clear evaluation of the experts

Carthago – excellent motorhomes

As an innovation and quality leader, Carthago sets standards in the motorhome industry time and time again. This has been confirmed in surveys and comparisons by the people who should know best: our customers. Their verdict is extremely important to us!

Karin & Josef | c-tourer Lightweight

» We love our Carthago c-tourer I 143 LE. It's very compact – not too big, but not too small, either. And it was important to us for it not to exceed the 3.5 t weight class. The amazing feeling of space combined with a unique interior gives us a cosy, warm feeling. We mainly travel as a couple, but every now and again our grandchildren come with us, and the drop-down bed solution in this weight class is ideal for this, and perfect for four people! The lengthways single beds, the large combined washroom, the kitchen and the large garage for bicycles or a motor bike round off the entire thing for us! We simply love going on trips, in our Calimero and discovering the most beautiful places in Europe!



Bärbel & Frank | chic c-line XL

» We have been proud Carthago owners since 2012! Last year, we celebrated our retirement with a new chic c-line 5.9 XL LE. We already had three Carthago motorhomes previously, from the c-line to the e-line and the s-plus. We have had no problems worth mentioning. We started the "Carthago-fans group about seven years ago, since when we have also been the group administrators. We encounter delighted Carthago fans time and time again at our meetings, who then often become friends.





Monika & Gerd | chic s-plus

» Our Carthago chic s-plus will fulfil your wishes in every respect! We were immediately impressed by the cosy feeling of spaciousness and the modern and light design. The high payload reserves and trailer load fulfil all of our requirements. We can easily conquer any incline in our s-plus, even with a trailer. The equipment works perfectly, regardless of whether it is the ALDE warm water heating, the water supply or the fridge. We would choose the Carthago s-plus every time!



Kirstin & Jörg | liner-for-two

» The thing that we appreciate most about our liner-for-two is the extremely luxurious and spacious interior. The spacious feeling is unique thanks to the round lounge seating area in the rear and the large lengthways single beds, which can be conveniently raised out of the way throughout the day. Due to the unlimited payload options, we chose an Iveco Daily as our basic vehicle, which goes together perfectly with the Carthago storage space concept, by the way. We love and enjoy our Kalle almost every weekend, and also when we're on holiday, of course.





Press opinions

“With a habitation width of just 2.12 m, the slender Carthago c-compactline will fit through all sorts of gaps. It also has advantages such as the Carthago driver’s cabin visibility concept, the bus mirrors and the tapering front with the clear view. [...] The layouts and the “smartline” furniture architecture are adapted to the slim mid-section – travellers don’t need to go without anything but a few centimetres of external width.”

Camping 02/2022,
c-compactline Super-Lightweight, introduction

“Carthago welcomes its guests in the living area with a high-class L-shaped seating area with a side seat opposite. The fluffy upholstery invites you to spend time around the stable table with an appropriately sized top, which can be moved in all directions after releasing the brake using the foot pedal, so that the driver’s cabin seats can be incorporated by swivelling them round. [...] The neat corner kitchen awaits with plenty of storage space in the large wall cabinet and a total of seven drawers.”

Promobil 09/2021,
c-tourer Comfort, comparison test

“Because of the fact that the wheelbase is about 60 centimetres shorter, the Carthago is somewhat easier to handle in comparison. It scores points with the improved view to the front, since the dashboard slopes forwards and the windscreen extends downwards. [...] Elegant and practical: A shoe cabinet swivels out of the L-shaped seat bench – a typical Carthago detail.”

Reisemobil International 11/2021,
chic c-line I, comparison test

“A very well thought out and useful concept. To the right of the wide, fully closing habitation door, the L-shaped seating area has a side bench, which simultaneously acts as a step for accessing the drop-down bed, which is lowered by pulling a handle. This means that there is no need for an additional ladder. [...] The solid flaps with the concealed hinges are a particularly impressive exterior feature. The large water tanks and the useful large storage compartment in the heated double floor with integrated central water drain also have practical advantages.”

AutoBild Reisemobil, 07/2021,
chic e-line, test

“Carthago is giving its Liner class some more finishing touches for the new season: The seat group of the XL layouts has been rounded to create more freedom of movement, and the capsule coffee maker in the overhead storage compartment now has a lift for even more convenience.”

AutoBild Reisemobil, 02/2021,
chic s-plus, introduction of the new features

“The name of the model says it all: Liner-for-two means that couples can expect a particular kind of luxury. [...] As well as the spaciouly designed round lounge seating area in the rear, the top Carthago model provides electrically lowerable lengthways single beds with a spacious, continuous sleeping surface, an extra-wide kitchen with an elegantly curved worktop and a comfort luxury washroom, among other things.”

Liner Wohnmobile 01/2022,
liner for two, introduction






The fascination of the integrated premium class

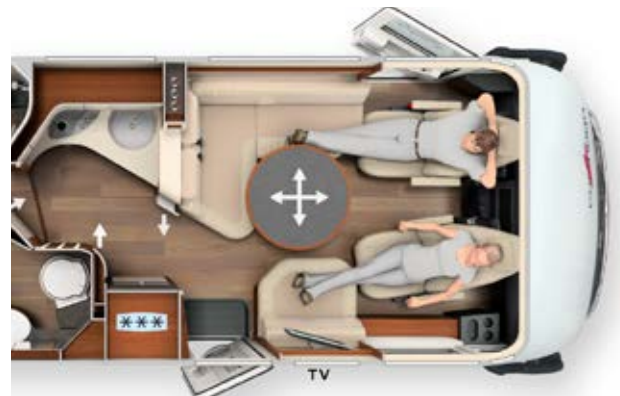
The Carthago core competence

The individual design of the Carthago premium A-class vehicles is eye-catching, even from a distance. On the road you can see both the landscape and the traffic thanks to the excellent visibility. Upon arrival you appreciate the extraordinary feeling of space. There are many reasons why we are now the European market leader for A-Class motorhomes in the price class of over € 95,000*. You too can enter the world of A-class premium motorhomes! You will appreciate

the generous amount of room of the living area and the perfectly integrated driver's cab. Space is the true luxury – enjoy it while living and relaxing in front of the TV, in the kitchen or in the separate changing room. And at night you are welcomed into the conveniently accessible drop-down bed above the front seats, or the rear beds with extra-large bed dimensions and extremely pleasant sleeping comfort.



Electric pleated windscreen blind with individually programmable privacy and sun shielding function (from chic e-line model range onwards)



Extra large seating groups with ergonomically designed seat upholstery, a living area table which can be conveniently moved and rotated, and innovative TV pull-out systems



Biggest drop-down bed in its class with generous sitting height and easy access via the side seat bench thanks to the lowered position, unique bed width of up to 160 cm



Three-dimensionally designed front with flat angle for less air resistance, lower fuel consumption and less wind noise



Driving safety: clear and functional design, heat radiation into the driver's cabin area via the heated dashboard surface



Passengers cabin door with extra-low door entrance and secure double locking system. Fuel tank flap seamlessly integrated in the side wall

All good things come in threes!

Biggest range of chassis in the premium class



AL-KO
up to 4,8 t



AL-KO DA
up to 5,5 t



¹⁾ Optional: 16" alloy wheels for Fiat Ducato f35 light chassis

²⁾ Optional: 16" alloy wheels for Fiat Ducato f40 heavy Chassis/f35 light Chassis in conjunction with automatic transmission

³⁾ Optional: 16" special aluminium wheels for a weight increase to 4,800 kg (available for chic e-line single axle / liner-for-two single axle on Fiat Ducato)



Mercedes-Benz
AL-KO
up to 4,5 t



Mercedes-Benz
AL-KO DA
up to 5,5 t



⁴⁾ Optional: 16" aluminium wheels with year-round tyres for the Mercedes-Benz Sprinter chassis (as standard in superior models)

IVECO
DAILY
5.6t / 6.7 t



⁵⁾ Optional: Aluminium wheels for the front axle for the Iveco Daily chassis, rear axle wheel trims visually adapted to the front axle alloy wheels

Fiat Ducato

Well-trying and comprehensively upgraded base vehicle, light and extremely economical.

- + Light weight, front wheel drive
- + AL-KO low frame chassis with wide track
- + Powerful engines with a capacity of 2.2 l with output of up to 180 HP (132 kW) and torque of 450 Nm
- + Low emissions, emissions level Euro 6d Final
- + Optional 9 gear ZF automatic transmission
- + Electric power steering
- + Permissible gross weight of up to 4.8 t/ 5.5 t as single or twin axle vehicle
- + Numerous safety and assistance systems: Airbag, ESP, ABS, ASR, electronic immobiliser, Hillholder, Traction Plus, Hill Descent Control, automatic start/stop, cruise control, side wind assistant, stability control for trailer, collision braking system (standard)
- + Modern infotainment system (including digital instrument cluster with colour display, 10.1" multimedia system including navigation and motorhome route guide)
- + Optional for the c-compactline Super-Lightweight, c-tourer Lightweight, c-tourer Comfort, chic c-line, chic e-line and liner-for-two model series new generation

Mercedes-Benz Sprinter

Technically innovative basic vehicle with outstanding comfort.

- + Light weight, front wheel drive
- + AL-KO low frame chassis with wide track
- + Powerful engines with a capacity of 2.0 l with output of up to 170 HP (125 kW) and torque of 400 Nm
- + Low emissions, emissions level Euro VI d
- + Optional 9G-TRONIC automatic transmission
- + Fuel-saving electro-hydraulic steering, practical electric parking brake
- + Comfortably equipped cockpit
- + Permissible gross weight of up to 4.5 t/ 5.5 t as single or twin axle vehicle
- + Numerous safety and assistance systems: Airbag, side wind assistant, Hillholder, ABS, ASR, EBV, ESP (standard), DISTRONIC distance assistant, braking assistant, alertness assistant, tyre inflation pressure monitoring system (optional)*
- + MBUX infotainment system (Mercedes-Benz User Experience, optional)
- + Optional for the c-tourer Lightweight, c-tourer Comfort, chic c-line, chic e-line model series

Iveco Daily

The heavy load specialist, extremely robust and load-bearing.

- + Extremely strong and robust ladder-type high frame
- + High traction rear wheel drive, dual wheels
- + High towed load up to 3,500 kg
- + Extremely powerful engines with a maximum capacity of 3.0 l, output of up to 207 HP (152 kW) and torque of 470 Nm
- + Low emissions, emissions level Euro VI E
- + Optional 8 gear ZF automatic transmission
- + Fuel-saving electro-hydraulic steering, practical electric parking brake
- + Permitted gross weight of up to 6.7 t
- + Iveco assistance systems: ESP, ASR, ABS, electronic immobiliser, Hillholder (standard), emergency braking assistant, distance control cruise control, main beam activation, lane departure assistant, tyre inflation pressure sensors, rain sensor and side wind assistant (optional)*
- + Optional for the chic s-plus and liner-for-two new generation model series

Comparison of the Premium A-Class vehicles



Weight class / payload



AL-KO



c-compactline Super-Lightweight

The lightest motorhome of the 3.5 t premium A-Class, suitable for remote areas thanks to the 15 cm narrower exterior width and compact vehicle lengths

Chassis: Fiat Ducato with AL-KO low frame special light chassis

Dimensions: Length: 641 to 695 cm
Width: 212 cm
Height: 289 cm



3.5 t



4.25 t

Trailer load:

max. 2.0 t



LIGHTWEIGHT PREMIUM CLASS



AL-KO



Mercedes-Benz

AL-KO



c-tourer Lightweight

The c-tourer Lightweight models impress with their short vehicle lengths of less than 7 m, their perfect handling and an amazingly light own weight. Thanks to the Carthago lightweight construction technology, they are ideal for certification within the 3.5 t weight class

Chassis: Fiat Ducato with AL-KO low frame special light chassis; Mercedes-Benz Sprinter 414 CDI with AL-KO low-frame; wide wheelbase rear axle 198 cm

Dimensions: Length: 667 to 708 cm
Width: 227 cm
Height of Fiat: 289 cm
Height of Mercedes-Benz: 294 cm



3.5 t



4.5 t

Trailer load:

max. 2.0 t



Coachbuilt models in separate catalogue



AL-KO



Mercedes-Benz

AL-KO



c-tourer Comfort

If certification within the 3.5 t weight class is not essential and comfort is more important than weight, the c-tourer Comfort models are the right solution

Chassis: Fiat Ducato with AL-KO low frame special light chassis; Mercedes-Benz Sprinter 414 CDI with AL-KO low-frame; wide wheelbase rear axle 198 cm

Dimensions: Length: 739 to 765 cm
Width: 227 cm
Height of Fiat: 289 cm
Height of Mercedes-Benz: 294 cm



4.5 t

Trailer load:

max. 2.0 t

Coachbuilt models in separate catalogue

COMFORT PREMIUM CLASS



Living comfort



Vehicle width 2.12 m
L-shaped lounge seating area with **pull-out side seat** or **L-shaped lounge seating area** with **side seat bench*** for 5 persons, swivel-out shoe cabinet
198 cm standing height in the living area
 Single level living area floor



Kitchen comfort



Space-saving galley kitchen for short vehicle lengths
133 l Slimtower fridge at hand height with door that opens at both sides
Capsule coffee maker incl. pull-out system (optional)



Washroom comfort



Vario swivel washroom / combined washroom*
Separable changing room*



Sleeping comfort



Beds with large sleeping dimensions
Lengthways single beds in rear with two-part heated and ventilated slatted frame, low bed access heights and a access step
Drop-down bed in driver's cabin



Vehicle width 2.27 m
L-shaped lounge seating area with **pull-out side seat** or **L-shaped lounge seating area** with **side seat bench*** for 5 persons, swivel-out shoe cabinet
198 cm standing height in living area
 Single level living area floor



Space-saving galley kitchen for short vehicle lengths
133 l Slimtower fridge at hand height with door that opens at both sides
Capsule coffee maker incl. pull-out system (optional)



Vario swivel washroom / combined washroom*
Separable changing room



Beds with the biggest sleeping dimensions in the class
Lengthways single beds in rear with two-part heated and ventilated slatted frame, low bed access heights and a pull out access step
Drop-down bed in driver's cabin with biggest sleeping area in its class



Vehicle width 2.27 m
L-shaped lounge seating area with **swivel-up side seat bench** (optional 5th seat belt) for five persons, and pull-out shoe cabinet
198 cm standing height in living area
 Single level living area floor



Corner kitchen / luxury corner kitchen*
153 l fridge at hand height with door that opens at both sides
Capsule coffee maker incl. pull-out system (optional)



Combination/Comfort luxury washroom* wooden sliding door or pull-out TV wall and room divider from sleeping area*
Separable changing room



Beds with the biggest sleeping dimensions in the class
Fixed beds in rear area with two-part, heated and ventilated slatted frame, low bed access heights and a pull-out comfort access step with lengthways single beds
Drop-down bed in driver's cabin with biggest sleeping area in its class



Self-sufficiency / capacity



150 l fresh water tank,
140 l waste water tank,
1 x 80 Ah gel battery
(extendible to 2 x 80 Ah)
Central water drain integrated in
double floor



Double floor / storage space



Double floor with large, heated storage compartment, usable height up to 55.5 cm, with exterior and interior access
Large, central through-loading space (interior height 22 cm) with extra-low double floor storage compartment (usable height 46 cm)
Scooter garage: Interior height of **120 cm**, loadable up to 350 kg



Winter-proofing / heating technology



Truma Combi 6 warm air storage heating system
Double floor with **underfloor heating effect**



150 l fresh water tank,
140 l waste water tank,
1 x 80 Ah gel battery
(extendible to 2 x 80 Ah)
Central water drain integrated in
double floor



Double floor with large, heated storage compartment, usable height up to 55.5 cm, with exterior and interior access
Large, central through-loading space (interior height 22 cm) with extra-low double floor storage compartment (usable height 46 cm)
Scooter garage: Interior height of **120 cm**, loadable up to 350 kg



Truma Combi 6 warm air storage heating system
Double floor with **underfloor heating effect**



150 l fresh water tank,
140 l waste water tank,
1 x 80 Ah gel battery
(extendible to 2 x 80 Ah)
Central water drain integrated in
double floor



Double floor with huge, heated storage compartment, usable height up to 55.5 cm, exterior and interior access
Large, central through-loading space (interior height 22 cm) with extra-low double floor storage compartment (usable height 46 cm)
Scooter garage: interior height up to **120 cm***, loadable up to 350 kg
Pedelec scooter garage*: Interior height up to **124 cm**, loadable up to 250 kg



Truma Combi 6 warm air storage heating system
Double floor with **underfloor heating effect**
Alde warm water heating (optional)



Weight class / payload



AL-KO EA/DA

Mercedes-Benz
AL-KO EA/DA

chic c-line | chic c-line superior | chic c-line XL

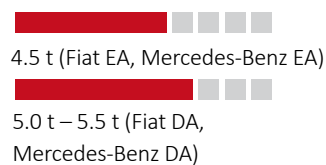
The fascination of the Carthago Liner class: elegance, comfort and extravagance



Coachbuilt models in separate catalogue

Chassis: Fiat Ducato with AL-KO low frame special, XL models with twin axle; Mercedes-Benz Sprinter 414 CDI with AL-KO low-frame, XL models with twin axle; wide wheelbase rear axle 198 cm

Dimensions: Length: 739 to 878 cm
Width: 227 cm
Height of Fiat: 289 cm
Height of Mercedes-Benz: 294 cm



Trailer load:
1.6 t – 2.0 t



AL-KO EA/DA

Mercedes-Benz
AL-KO EA/DA

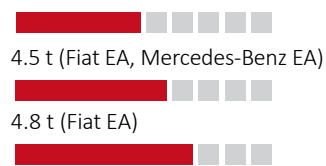
chic e-line | chic e-line XL

The jewel in the crown of the Carthago Liner class: more comfort, more self-sufficiency, more independence



Chassis: Fiat Ducato with AL-KO low frame special, XL models with twin axle; Mercedes-Benz Sprinter 414 CDI with AL-KO low-frame, XL models with twin axle; wide wheelbase rear axle 198 cm

Dimensions: Length: 789 to 899 cm
Width: 227 cm
Height of Fiat: 305 cm
Height of Mercedes-Benz: 310 cm



5.0 t – 5.5 t (Fiat DA, Mercedes-Benz DA)

Trailer load:
1.6 t – 2.0 t

**IVECO
DAILY**

5.6 t / 6.7 t

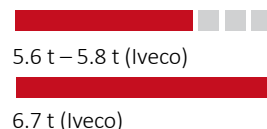


chic s-plus | chic s-plus XL

The powerhouse of the Carthago Liner class on the Iveco Daily 5.6 t / 6.7 t with high-traction rear-wheel drive/ dual wheels

Chassis: Iveco Daily 5.6 t / 6.7 t, robust high frame, rear wheel drive with twin wheels

Dimensions: Length: 791 to 886 cm
Width: 227 cm
Height of Iveco Daily 5.6 t: 312 cm
Height of Iveco Daily 6.7 t: 329 cm



Trailer load:
max. 3.5 t



**IVECO
DAILY**

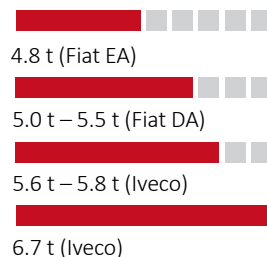
AL-KO EA/DA 5.6 t / 6.7 t

liner-for-two new generation

Round rear lounge seating area with electrically extendible TV lounge and unique 4-room concept

Chassis: Fiat Ducato AL-KO SA/DA
Iveco Daily 5.6 t / 6.7 t

Dimensions: Length: 783 to 855 cm
Width: 227 cm
Height of Fiat: 305 cm
Height of Iveco Daily 5.6 t: 312 cm
Height of Iveco Daily 6.7 t: 329 cm



Trailer load:
Fiat: 1.8 t
Iveco: 3.5 t



Living comfort



L-shaped lounge seating area with wide **side seat bench** (optional 5th seat belt location)
XL models: spacious XL lounge seating area with long side sofa, swivel-out shoe cabinet
198 cm standing height in the living area, living area floor all on one level



Kitchen comfort



Comfort corner kitchen
Elevated kitchen work surface as visual room divider and additional work area*
Slide-out storage cabinet**
153 l fridge at hand height with door that opens at both sides, designer bar cabinet (optional)
Capsule coffee maker with pull-out system (optional)



Washroom comfort



Comfort luxury washroom/XL washroom with separable changing room*
Wooden sliding door or pull-out TV wall and room divider from sleeping area*
Room-height wardrobe*



Sleeping comfort



Fixed beds in rear area with Carawinx sleeping system with point elastic under springing, low bed access heights and a pull-out comfort access step with lengthways single beds
Drop-down bed in driver's cabin with biggest sleeping area in its class



Large round seating area with wide **side seat bench** (optional 5th seat belt location)
XL models: XL round seating area with long, pull-out side sofa; large luxury living area table, swivel-out shoe cabinet
Two-level room concept with **211 cm standing height** in the living area, living area floor all on one level



Comfort corner kitchen with pull-out kitchen work surface as worktop extension, **electric central locking** for the entire kitchen area, automatic locking while driving, **153 l fridge** with a door that opens at both sides, designer bar cabinet (optional), **coffee machine lift**



Comfort luxury washroom/XL washroom with separable changing room*
Wooden sliding door to sleeping area*
Room-height wardrobe*



Fixed beds in rear area with Carawinx sleeping system with point elastic under springing, low bed access heights and a pull-out comfort access step with lengthways single beds and queen-size beds in 200 cm king-size format
Drop-down bed in driver's cabin with biggest sleeping area in its class



Large round seating area with wide side seat bench (optional 5th seat belt location)
XL models: XL round seating area with long, pull-out side sofa; large luxury living area table, swivel-out shoe cabinet, two-level room concept with **211 cm standing height** in the living area, living area floor all on one level



Comfort corner kitchen with pull-out kitchen work surface as worktop extension, **electric central locking** for the entire kitchen area, automatic locking while driving, **153 l fridge** with a door that opens at both sides, designer bar cabinet (optional), **coffee machine lift**



Comfort luxury washroom/XL washroom with separable changing room*
Wooden sliding door to sleeping area*
Room-height wardrobe*



Fixed beds in rear area with Carawinx sleeping system with point elastic under springing, low bed access heights and a pull-out comfort access step with lengthways single beds and queen-size beds in 200 cm king-size format
Drop-down bed in driver's cabin with biggest sleeping area in its class



Round rear lounge seating area with **electrically extendible TV lounge** (optional) TV sideboard
40" LED flat screen electrically extendible (optional)
198 cm standing height in living area, **182 cm** in round seating group



Curved kitchen worktop with **raised kitchen work surface** in vertical waveform, **Slide-out storage cabinet**, **electric central locking** for the entire kitchen area and automatic locking during travel
153 l fridge at hand height with door that opens at both sides
Capsule coffee maker with pull-out system (optional)



Comfort luxury washroom, changing room separable from driver's cabin with wooden sliding door and room partitioning door from kitchen
Floor-to-ceiling wardrobe



Electrically lowerable lengthways single beds with Carawinx sleeping system with point-elastic underspringing, pull-out access step, large sleeping dimensions and a continuous sleeping surface
Sideboard with deep drawers at driver and passenger side



Self-sufficiency / capacity



170 l fresh water tank,
140 l waste water tank,
2 x 80 Ah gel battery



Double floor / storage space



Double floor with huge, heated storage compartment, usable height up to 70 cm, exterior and interior access

Large, central through-loading space (interior height 22 cm) with extra-low double floor storage compartment (usable height 46 cm)
Scooter garage: interior height up to **120 cm***, loadable up to 350 kg
Pedelec scooter garage*: Interior height up to **124 cm**, loadable up to 250 kg



Winter-proofing / heating technology



Truma Combi 6 warm air storage heating system, double floor with **underfloor heating effect**
Alde warm water heating (optional, standard in XL models)



235 l fresh water tank,
185 l waste water tank,
2 x 80 Ah gel battery
(extendible to 3 x 80 Ah)



Double floor with huge, heated storage compartment, usable height up to 70 cm, exterior and interior access

Large, central through-loading space (interior height 22 cm) with extra-low double floor storage compartment (usable height 46 cm)
Scooter garage: Interior height up to **132 cm***, loadable up to 450 kg



Alde warm water heating
Double floor with **underfloor heating effect**
Carthago driver's cabin thermal concept



235 l fresh water tank,
200 l waste water tank,
2 x 80 Ah gel battery
(extendible to 3 x 80 Ah),
Ceramic fixed tank toilet (optional)



Double floor with large, heated storage compartment, usable height up to 78 cm, with exterior and interior access

Large, central through-loading space (interior height 20 cm) with double floor storage compartment (usable height 20 cm)
Scooter garage: Interior height up to **145 cm***, loadable up to 450 kg



Alde warm water heating
Double floor with **underfloor heating effect**
Carthago driver's cabin thermal concept



210 l fresh water tank,
155 l waste water tank,
2 x 80 Ah gel battery
(extendible to 3 x 80 Ah)



Double floor with huge, heated storage compartment, usable height up to 57 cm, exterior and interior access

Large, central through-loading space (interior height up to 36 cm*) with large double floor storage compartment (usable height up to 36 cm*), conveniently loadable via large, self-supporting living area floor hatch, extra-deep double floor external storage compartment (height 63 cm, width 110 cm)
Scooter garage: Interior height up to **145 cm***, loadable up to 450 kg*



Alde warm water heating
real warm water underfloor heating in the seating area
Double floor with **underfloor heating effect**
Carthago driver's cabin thermal concept



Carthago lightweight construction technology

Down with the weight, up with the quality

Specially for the 3.5 t weight class

Extremely stable and super light: Carthago is the pioneer for intelligent lightweight construction throughout the industry: Carthago reduces the weight, but not the customary comfort or quality. The Carthago c-compactline Super-Lightweight and c-tourer Lightweight models are the lightest motorhomes in their respective classes with maximum stability, quality, maximum comfort and a comprehensive range of equipment.

The consistent lightweight construction technology has many benefits: More payload, lower fuel consumption and fewer emissions at the same time. For the first time, Carthago has succeeded in developing a premium motorhome in the 3.5 t weight class in a practicable way, since when it has been the benchmark in the premium class.

Practically-oriented equipment is also a must for our lightweight models as far as we are concerned!

Make comparisons and find out which payload reserves the vehicles provide with practical equipment. Standard equipment and trip-related additional equipment must be taken into consideration in order to carry out an exact weight calculation.



Premium main body construction with aluminium support struts bonded over the entire surface and roof rounding



Single level living area floor, large L-shaped lounge seating area for up to 5 persons



High-stability wall structure thanks to aluminium/aluminium sandwich and RTM hard foam insulation



133 l Slimtower refrigerator at hand height with door that opens at both sides



Double floor, fully heated, with underfloor heating effect




Vario swivelling washroom or combined washroom with separable round shower and changing room



Double floor with huge, heated storage compartment, deeply lowered scooter garage with interior height of up to 120 cm, loadable up to 350 kg



Extra-large sleeping area, fixed beds with 7-zone quality cold foam mattress and sprung slatted frame with flexibly supported wooden slats



Carthago main body construction technology: thanks to the combination of aluminium on the outside and the inside and the RTM hard foam insulating core which are typical of the brand, weight-intensive wall reinforcements can be dispensed with



Maximum stability and torsional rigidity thanks to the Carthago double floor with self-supporting body and AL-KO low frame special



Thanks to the piping technology, the curved and rounded moulded furniture parts provide high stability and less weight at the same time

2,845 KG



Your added value

- + **Outstanding manoeuvrability and less weight** due to short vehicle lengths
- + **More payload** also in the 3.5 t weight class
- + **Lower fuel consumption**
- + **Class B driver's license sufficient**
- + **Fewer restrictions** because of road traffic regulations
- + **Fewer toll charges**

Real Liner in the 3.5 t class thanks to the Carthago lightweight construction technology

Carthago provides you with several items of weight reference information for each motorhome:

- 1. Weight in ready-to-drive condition** (including standard equipment)
- 2. Reference weight:** Motorhome in factory condition with recommended, practical additional equipment

Calculation: weight in ready-to-drive condition

- Vehicle weight with standard equipment
- + 75 kg for driver
- + 10 kg for personal luggage
- + 90 % filled diesel tank
- + 20 l filled fresh water tank*
- + 1 x 11 kg aluminium gas bottle
- + Cable reel/connecting cable for power

- + 10 kg additional equipment per meter length of the motorhome

Calculation: weight per passenger including luggage

- + 75 kg per person
- + 10 kg for personal luggage

EXAMPLE CALCULATION

7 m long motorhome plus 1 passenger

75 kg + 10 kg + 70 kg = 155 kg

7 m long motorhome plus 3 passengers

3 x 75 kg + 3 x 10 kg + 70 kg = 325 kg

* depending on model



AL-KO



c-compactline

Super-Lightweight

The lightest motorhome of the A-Class 3.5 t Premium class

Suitable for remote areas thanks to the 15 cm narrower exterior width and the compact vehicle lengths

Being lightweight doesn't mean you have to miss out on anything. At least not with Carthago! The c-compactline Super-Lightweight sets the standard in the 3.5 t weight class, without making compromises with regard to quality and comfort.



Weight class

- + Light and manoeuvrable: external width of just 2.12 m and short vehicle length of less than 7 metres
- + Carthago lightweight construction technology – outstanding payloads, also in the 3.5 t weight class
- + Loadable up to 4.25 t



Living comfort

- + “Smartline” furniture design – adapted to narrow vehicle width for maximum living comfort and more freedom of movement, choice of two worlds of style
- + Stepless, continuous floor in living area
- + L-shaped lounge seating area with side seat bench, pull-out side seat* and 360° rectangular living area table with chrome piping
- + Space-saving galley kitchen with six large drawers, raised kitchen counter for visual room partitioning and as additional storage space, “Profi Gourmet” 3-ring hob and stainless steel round sink
- + Vario swivel washroom, combined washroom: maximum comfort in a small space with a private changing room*
- + Extra-large beds with sleeping area up to 200 cm long



AL-KO

Chassis

- + Fiat Ducato 35 light/40 heavy with AL-KO low frame
- + Fiat Ducato safety package as standard: airbag, ESP, ABS, ASR, electronic immobiliser, Hillholder, Traction Plus, Hill Descent Control, automatic start/stop, cruise control, side wind assistant, stability control for trailer, collision braking system
- + Carthago driver's cabin visibility concept
- + XL habitation door “premium two 2.0” with wider entrance size of 63 cm, secure double locking and extra-wide door window



Storage space

- + Double floor with huge, heated storage compartment, usable height up to 55.5 cm
- + Exterior access via several large hatches, convenient access from the inside via the seat bench cover of the L-shaped lounge seating area and the lift-up side seat bench*
- + Large, central through-loading space* (interior height 22 cm) with extra-low double floor storage compartment (usable height 46 cm) with large, self-supporting living area floor hatch
- + Scooter garage: interior height of 120 cm, loadable up to 350 kg



Self-sufficiency / equipment

- + 150 l fresh water, 140 l waste water
- + 1 x 80 Ah gel battery (extendible to 2 x 80 Ah)



Air conditioning/heating

- + Truma Combi 6 warm air storage heating system
- + Double floor with underfloor heating effect



* depending on model

epic world of style as standard

Barcelona world of living (23) | picture shows I 141 LE with the option of omitting the drop-down bed





Optional casablanca world of style

Cambridge world of living | picture shows I 141 LE





Living area features

TV




L-shaped lounge seating area with pull-out side seat

- + "Smartline" furniture design with overhead storage cabinets with vertical waveform, maximum living comfort, elegance and more freedom of movement
- + 360° living room table with chrome piping, rotatable using a foot pedal and movable in two directions
- + Exclusive lighting concept with LED lighting technology, main light with numerous spotlights and indirect ambient light, controlled separately
- + Swivel-out shoe cabinet with holding system for up to four pairs of shoes integrated into the plinth of the seat bench, including LED mood light
- + TV pull-out system above L-shaped lounge seating area for 24" LED flat screen*
- + Easy access to drop-down bed (180 x 160 cm) via side seat
- + Easy access to storage compartment without removing the upholstery thanks to seat bench cover of the L-shaped lounge seating area with patented fitting

Model I 141 LE

TV



L-shaped lounge seating area with lift-up side seat bench

- + "Smartline" furniture design with overhead storage cabinets with vertical waveform, maximum living comfort, elegance and more freedom of movement
- + 360° living room table with chrome piping, rotatable using a foot pedal and movable in two directions
- + Exclusive lighting concept with LED lighting technology, main light with numerous spotlights and indirect ambient light, controlled separately
- + Swivel-out shoe cabinet with holding system for up to four pairs of shoes integrated into the plinth of the seat bench, including LED mood light
- + TV pull-out system above L-shaped lounge seating area for 24" LED flat screen* or elegantly integrated designer TV cabinet for 32" LED flat screen*
- + Easy access to drop-down bed (180 x 160 cm) via side seat bench
- + Easy access to storage compartment without removing the upholstery thanks to seat bench cover of the L-shaped lounge seating area with patented fitting and lift-up side seat bench

Models I 138 DB, I 143 LE




Large L-shaped lounge seating area with side seat bench in Rome world of living (I 143 LE)



Pull-out shoe cabinet with holding system for up to four pairs of shoes

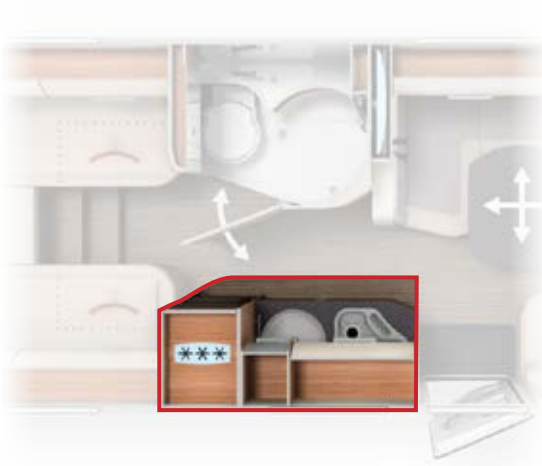


TV pull-out system in overhead storage cabinet above seating group (I 138 DB, I 141 LE, I 143 LE)*



Elegantly integrated design TV cabinet incl. 32" LED flat screen (I 138 DB, I 143 LE)*

Kitchen highlights



Space-saving galley kitchen

- + Kitchen units with six large drawers and separate waste bin in separate hygiene area
- + Designer overhead storage compartment with vertical waveform
- + Sink cover embedded flush in the surface, can be used as additional work surface/chopping board
- + Raised kitchen worktop for visual room partitioning and as additional storage area
- + 133 I Slimtower fridge with door opening at both sides and separate freezer compartment
- + "Profi Gourmet" 3-ring hob with one-piece glass cover, robust cast iron trivet and glass base
- + Capsule coffee maker with pull-out system* in overhead storage cabinet with vertical waveform

Models I 138 DB, I 141 LE, I 143 LE



Space-saving galley kitchen



133 I Slimtower fridge with door opening at both sides



Six large kitchen drawers and separate waste container in separate hygiene area



Capsule coffee maker including pull-out system* in overhead storage cabinet

* optional

Vario swivelling washroom with separable changing room

Vario swivelling washroom model I 141 LE


- + Practical comfort in a small space
- + Internal swivelling wall and sectional shower door, a large shower room is created with just two manual operations
- + Shower room, completely separable from washroom
- + Large mirror with backlighting, additional cabinet unit with shelf arrangement and storage
- + Solid washroom door with interior hinges, metal handle and door lock
- + Mini-Heki skylight in washroom

Changing room with Vario swivelling washroom, model I 141 LE with lengthways single beds

A room partition and changing area is created in a single step.



The washroom door **1** acts as partitioning from the living/sleeping area, creating a private changing room at the same time.



Vario swivelling washroom: washroom and toilet **a** or shower room **b** thanks to wash stand mirrored wall that can be swivelled away



Private changing room

Combined washroom with separable changing room*

Combined washroom models I 138 DB, I 143 LE

- + Practical comfort in a small space
- + Spacious round shower, completely separable via a lockable washroom door
- + Integrated shower shelf and towel rail in the Mini-Heki
- + Large mirrored storage cabinet with shelving
- + Spacious wash stand base unit
- + Solid washroom door with interior hinges, metal handle and door lock

Changing room with combined washroom, model I 143 LE with lengthways single beds

A room partition and changing area is created in a single step.



The washroom door **1** acts as partitioning from the living/sleeping area, creating a private changing room at the same time.



Combined washroom: washing / toilet area with separable round shower



Private changing room

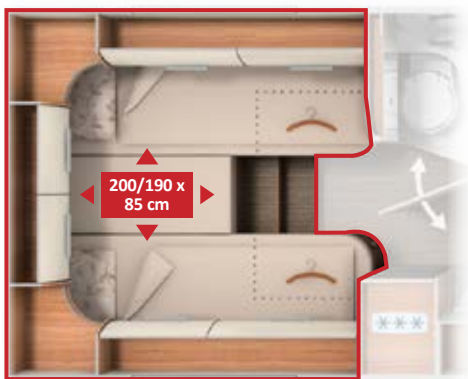
Sleeping area highlights



Model I 138 DB

Transverse double bed

- + Large wardrobe beneath the bed, wardrobe depth individually adjustable in direction of scooter garage
- + Bed access via large access steps
- + Extra-large sleeping area, 7-zone quality cold foam mattress with breathable climate quilting
- + Two-part heated and ventilated slatted frame with flexibly supported wooden slats
- + Sleeping world & decoration set with decorative cushions, bed throw and fitted sheet set*



Models I 141 LE, I 143 LE

Lengthways single beds

- + Sleeping area extension between the beds with an additional mattress and raisable head sections
- + Wardrobes below the lengthways single beds, conveniently accessible from front and above via the lift function and the divided mattress
- + Access steps for convenient access to bed
- + Extra-large sleeping area, 7-zone quality cold foam mattress with breathable climate quilting
- + Two-part heated and ventilated slatted frame with flexibly supported wooden slats
- + Sleeping world & decoration set with decorative cushions, bed throw and fitted sheet set*




Large transverse double bed (I 138 DB)



Large lengthways single beds with raisable head section (I 141 LE, I 143 LE)



Wardrobe beneath transverse double bed (I 138 DB)



Wardrobes beneath lengthways single beds, conveniently accessible from front and above via the lift function (I 141 LE, I 143 LE)

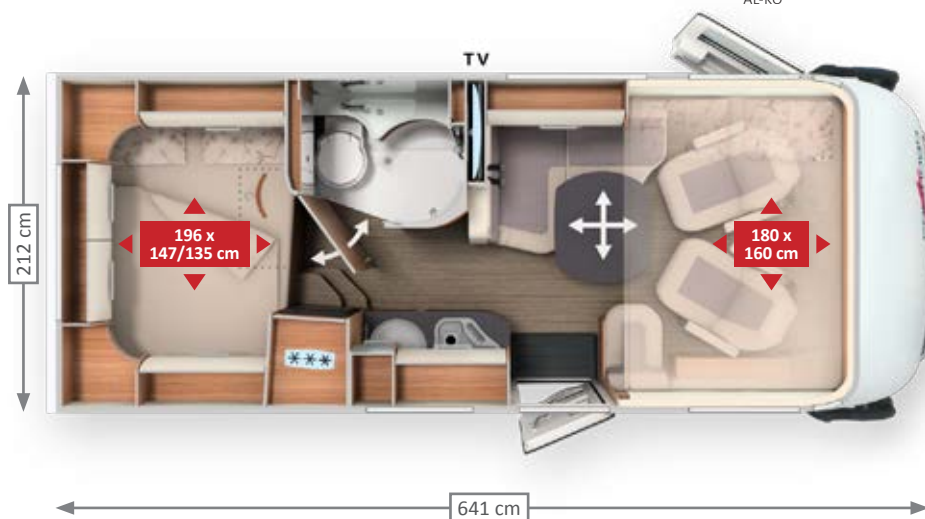
* optional

Models & Highlights

c-compactline Super-Lightweight I 138 DB



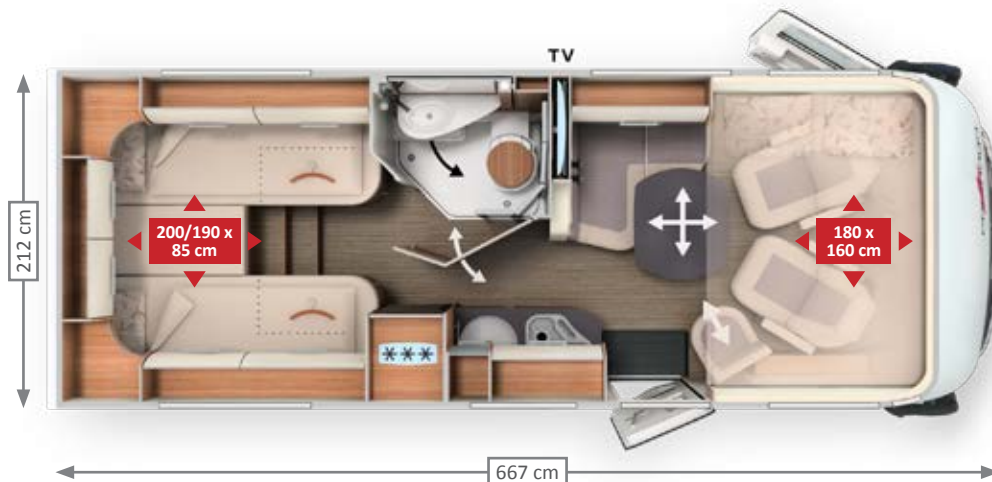
AL-KO



c-compactline Super-Lightweight I 141 LE



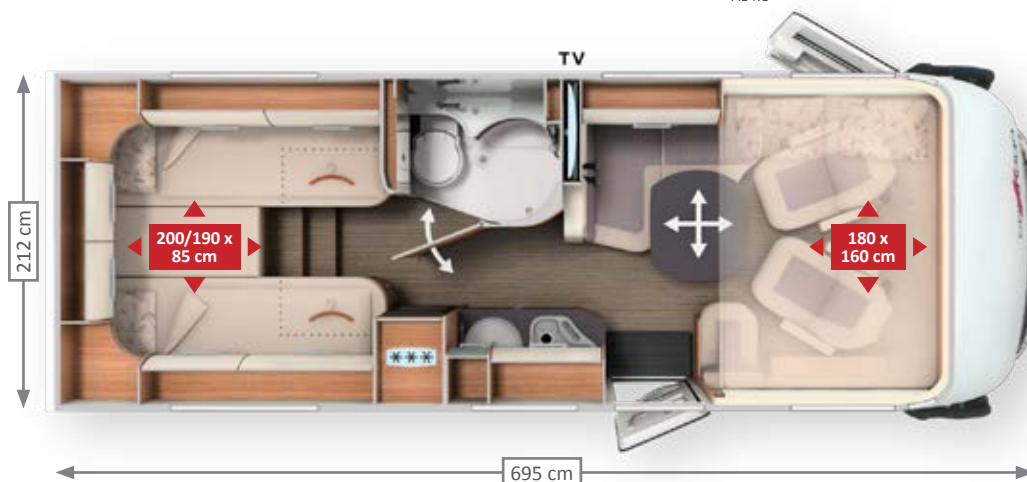
AL-KO




c-compactline Super-Lightweight I 143 LE



AL-KO



- + Short vehicle length, specifically for the 3.5 t weight class
- + Loadable up to 4.25 t*
- + L-shaped lounge seating area and lift-up side seat bench
- + Compact galley kitchen
- + Raised kitchen worktop for visual room partitioning and as additional storage area
- + Combined washroom with round shower and practical towel rail in the Mini-Heki
- + Large transverse double bed
- + Wardrobe beneath the transverse rear bed, depth individually adjustable in the direction of the scooter garage




Chassis	Weight ready to drive	Payload* up to	Seats with three-point seat belt	Berths
Fiat Ducato AL-KO low frame 35 light	2,845 kg	1,365 kg	4	4/5*

- + Innovative layout with short vehicle length, targeted at the 3.5t weight class
- + Loadable up to 4.25 t*
- + L-shaped lounge seating area with pull-out side seat
- + Compact galley kitchen
- + Raised kitchen worktop for visual room partitioning and as additional storage area
- + Vario swivelling washroom: maximum comfort in a small space
- + Private changing area thanks to washroom door
- + Extra-large lengthways single beds with sleeping area up to 200 cm length
- + Wardrobes beneath lengthways single beds: extra-large interior height due to lowering into the double floor



Chassis	Weight ready to drive	Payload* up to	Seats with three-point seat belt	Berths
Fiat Ducato AL-KO low frame 35 light	2,875 kg	1,335 kg	4	4

- + All-rounder: lots of comfort, short vehicle length, light weight
- + Loadable up to 4.25 t*
- + L-shaped lounge seating area with lift-up side seat bench
- + Compact galley kitchen
- + Raised kitchen worktop for visual room partitioning and as additional storage area
- + Combined washroom with round shower and practical towel rail in the Mini-Heki
- + Private changing area thanks to washroom door
- + Extra-large lengthways single beds with sleeping area up to 200 cm length
- + Wardrobes beneath lengthways single beds: extra-large interior height due to lowering into the double floor



Chassis	Weight ready to drive	Payload* up to	Seats with three-point seat belt	Berths
Fiat Ducato AL-KO low frame 35 light	2,955 kg	1,255 kg	4	4/5*

* optional

Exterior



Standard white

Habitation, front of vehicle, A-pillar, front, side and rear skirting and wheel arches white



Subject to differences in the colour scheme or individual colour shades, differences in material characteristics and changes to the scope of delivery on the part of the manufacturer. This also applies to colour differences on basic vehicles, insofar as they are a result of changes made by the basic vehicle manufacturer.

Carthago Lightweight construction technology – large payloads with just 3.5 t*

Example calculation c-compactline Super-Lightweight I 138 DB

Weight in ready-to-drive condition incl. driver		Example packing list for 2 passengers	
	2,845 kg		
Basic-Plus package** with automatic air conditioning, Midi-Heki skylight, for example	+ 36 kg	1 table + 4 camping chairs	25 kg
Media package** additional satellite system and 4 m awning	+ 81 kg	1 barbecue	5 kg
Optional 16" aluminium wheels and Lithium ion battery	– 20.5 kg	2 E-bikes	40 kg
Total weight ready to go	2,941.5 kg	1 toolbox	10 kg
Possible payload	558.5 kg	1 spare gas bottle	15 kg
1 passenger incl. luggage (75 kg + 10 kg + 70 kg = 155 kg)	155 kg	TOTAL	95 kg
Possible payload with 2 passengers	403.5 kg	Remaining payload (= 403.5 kg payload – 95 kg packing list)	308.5 kg

Weight information is approximate. Weight deviations of up to 5% are possible and permitted.

* also as heavy version with permissible gross weight of up to 4.25 tonnes by request

** see Carthago A class price list for detailed package contents

Driver's cabin design

Fiat Ducato driver's cabin

Standard version with drop-down bed and overhead storage cabinets at the sides, with Venezia world of living




Fiat Ducato driver's cabin

Option for omission of drop-down bed, replaced with all-round overhead storage cabinets, with Venezia world of living



Double floor with large storage compartment

EASY ENTRY – convenient loading from the outside, easy removal from the inside



Usable height up to 55.5 cm

PASSENGER SIDE



Gas bottle compartment



Scooter garage, load capacity up to **350 kg**

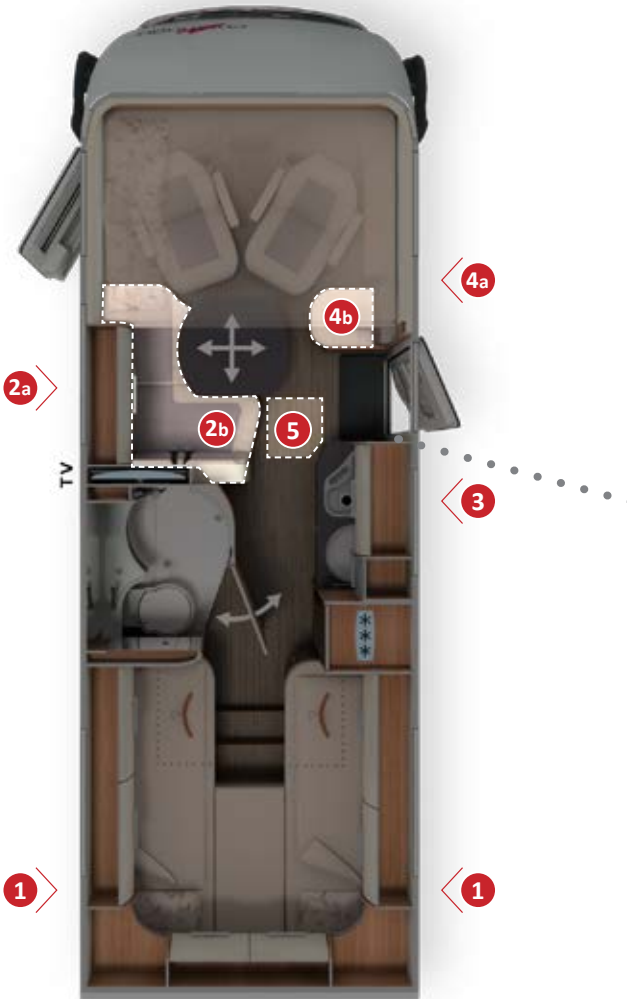
Scooter garage with large interior height thanks to deep lowering, with access from both sides via two large scooter garage doors at the driver and passenger sides



Convenient loading of the double floor storage compartment via a large external hatch



Easy removal of the storage compartment contents from the inside via the lift-up seat bench cover of the L-shaped lounge seating area with patented fitting





Your added value

- + **Double floor** with huge, heated storage compartment, usable height up to 55.5 cm
- + **Exterior access** via several large hatches
- + Convenient **access from the inside** via the seat bench cover of the L-shaped lounge seating area and the lift-up side seat bench*, and also the large living area floor hatch
- + **Large, central through-loading space** (interior height 22 cm), with extra-low double floor storage compartment (usable height 46 cm), convenient loading also through the XL habitation door via a large, self-supporting living area floor hatch
- + The entire double floor is heated with a **climate storage function** and underfloor heating effect



DRIVERS SIDE



Large, additional double floor storage compartment with separate exterior hatch



Convenient loading of the double floor storage compartment via another external hatch*

Load from the outside



Large living area floor hatch in the entrance area: easy to load from the outside when main entrance XL- door is open



Convenient removal of contents via lift-up side seat bench*

Unload from the inside

* depending on model

On-board equipment

Electrical equipment, water supply, warm air storage heating system



Warm air storage heating system

Truma Combi 6



Double floor

with climate storage function and underfloor heating effect



Capacity

150 l fresh water tank
140 l waste water tank
1 x 80 Ah gel battery
(extendible to 2 x 80 Ah)




Additional heat radiation in driver's cabin area

Less cold radiation into the driver's cabin / living area from the windscreen due to the heated dashboard surface



Truma Combi 6 warm air storage heating system

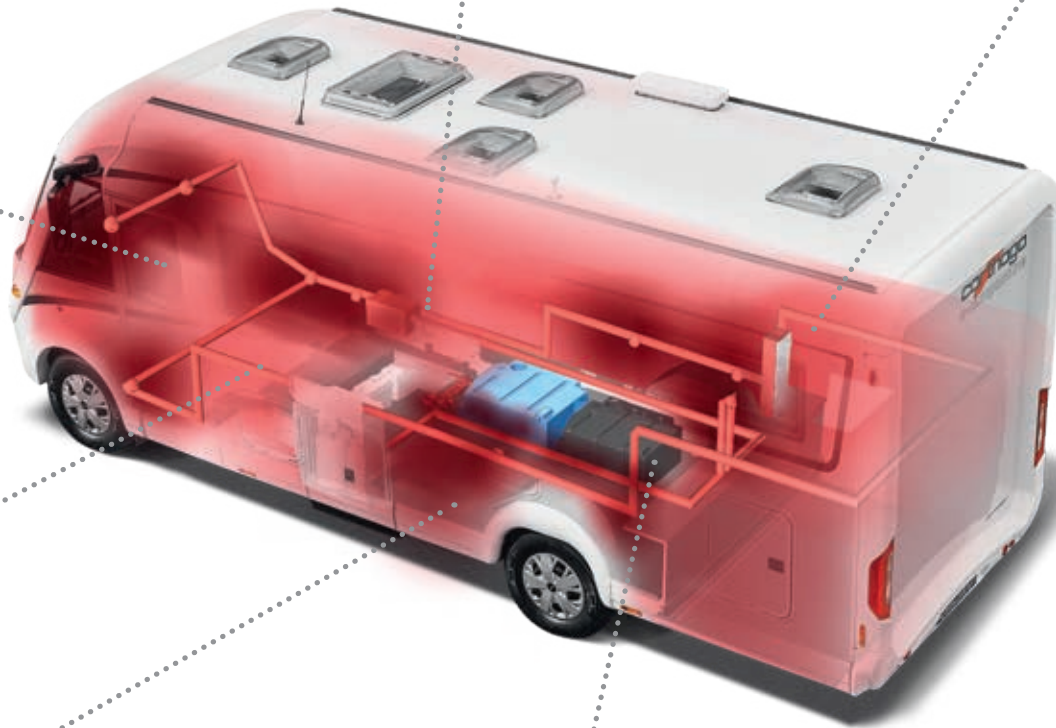
with numerous warm air outlets throughout the double floor, the living area, the scooter garage, the driver's cabin and the cold-sensitive door entrances



Heated battery centre
with main power switch; Standard: 1 x 80 Ah gel battery, extendible to 2 x 80 Ah, optional 90 Ah lithium ion battery including battery computer and separate touch display



Electrical centre
easily accessible in scooter garage



Gas bottle box in rear area
with convenient access via separate gas box door. Optional: comfort gas bottle pull-out system



Central water drain
and water tanks in the frost-proof double floor basement; can also be operated from the outside through the XL habitation door

Standard features

AL-KO low frame special light




with light weight and passenger car-like driving comfort

“Carthago best view” bus mirror



with large main mirror and wide-angle mirror

Aguti driver's cabin pilot seat



with covered armrests, adjustable, seat height at lounge seating area level in living configuration

Elegant dashboard



with practical sideboard and wiring for integrated reversing camera monitor and drinks bottle holder

Pleated windscreen blind



with horizontally operated, multi-functional insulated pleated windscreen blind which acts as a sunblind, privacy screen and darkening with insulation at the same time

Access to the garage from both sides



convenient access thanks two large scooter garage doors at the driver and passenger sides

Exterior hatches and doors



with interior hinges – integrated flat in the habitation

XL habitation door “premium two 2.0”



with widened passage size of 63 cm, secure double locking, extra-wide door window, pleated blackout blind and integrated insect screen roller blind

Side seat bench



as a comfortable footrest in the TV position or also as a climbing aid for accessing the drop-down bed

Conveniently equipped galley kitchen



"Profi Gourmet" 3-ring hob with one-piece glass cover for additional storage space and work surface extension due to wall holder for sink cover

Exclusive lighting concept in LED lighting technology



with separately controlled, indirect ambient lighting and main light with numerous spotlights

360° living area table



with chrome piping, rotatable using a foot pedal and movable in two directions



AL-KO



Mercedes-Benz

AL-KO

c-tourer



The sophisticated all-rounder

Sporty, distinctive and cosy at the same time: with its “Carthago v-face” front design, two base vehicle versions, a habitation width of 2.27 m and maximum living comfort, the c-tourer surpasses every requirement of the premium class.

c-tourer Lightweight

The c-tourer Lightweight models impress with their short vehicle lengths of up to 7 m, their perfect handling and their amazingly light own weight. Thanks to the Carthago lightweight construction technology, they are ideal for certification within the 3.5 t weight class.

Models: I 141 LE, I 143 LE



Weight class

- + All lightweight models with a practical payload, also in the 3.5 t weight class, thanks to Carthago lightweight construction technology and short vehicle lengths of up to max. 7.08 m
- + Optionally also available with a gross weight of up to 4.5 t and therefore more payload



AL-KO



Mercedes-Benz
AL-KO

Chassis

- + Fiat Ducato 35 light/40 heavy or Mercedes-Benz Sprinter 414 CDI*, special Carthago AL-KO low frame with 198 cm wide rear axle wheelbase
- + Fiat Ducato safety package as standard: Airbag, ESP, ABS, ASR, electronic immobiliser, Hillholder, Traction Plus, Hill Descent Control, automatic start/stop, cruise control, side wind assistant, stability control for trailer, collision braking system / Mercedes-Benz Sprinter: Airbag, side wind assistant, Hillholder, ABS, ASR, EBV, ESP
- + Carthago driver's cabin visibility concept
- + Carthago full LED front headlights**

- + XL habitation door “premium two 2.0” with wider entrance size of 63 cm, secure double locking and extra-wide door window



Living comfort

- + “Smartline plus” furniture design, choice of two worlds of style
- + Stepless, continuous floor in living area
- + L-shaped lounge seating area with ergonomically designed upholstery, wide side seat bench and pull-out side seat* and 360° rectangular living area table with chrome piping
- + Space-saving galley kitchen with six large drawers, raised kitchen counter for visual room partitioning and as additional storage area, “Profi Gourmet” 3-ring hob and stainless steel round sink
- + Vario swivel washroom, combined washroom*: maximum comfort in a very small space with a private changing room
- + Extra-large beds with sleeping area up to 200 cm length

* depending on model
** optional



Storage space

- + Double floor with huge, heated storage compartment, usable height up to 55.5 cm
- + Outside access via several large hatches, convenient access from the inside via the seat bench cover of the L-lounge seating area
- + Large, central through-loading space* (interior height 22 cm) with extra-low double floor storage compartment (usable height 46 cm) with large, self-supporting living area floor hatch
- + Scooter garage: Interior height of 120 cm, loadable up to 350 kg



Self-sufficiency / equipment

- + 150 l fresh water, 140 l waste water
- + 1 x 80 Ah gel battery (extendible to 2 x 80 Ah)



Air conditioning/heating

- + Truma Combi 6 warm air storage heating system
- + Double floor with underfloor heating effect



c-tourer I 143 LE Lightweight also available on the Mercedes-Benz Sprinter with AL-KO low frame chassis – see model overview and price list!



* depending on model

epic world of style as standard

Venezia world of living | picture shows I 143 LE



Optional casablanca world of style

Cambridge world of living | picture shows I 141 LE




Living area features



Model I 141 LE

L-shaped lounge seating area with pull-out side seat

- + 360° living room table with chrome piping, rotatable using a foot pedal and movable in two directions
- + Exclusive lighting concept with LED lighting technology, main light with numerous spotlights and indirect ambient light, controlled separately
- + Swivel-out shoe cabinet with holding system for up to four pairs of shoes integrated into the plinth of the seat bench, including LED mood light
- + TV pull-out system above L-shaped lounge seating area for 24" LED flat screen*
- + Easy access to the biggest drop-down bed in its class (195 x 160 cm) via side seat
- + Easy storage compartment access without removing the upholstery via the seat bench cover of the L-shaped lounge seating area with patented fitting
- + Level passage from living area to driver's cabin without tripping hazards



Model I 143 LE

L-shaped lounge seating area with lift-up side seat bench

- + 360° living room table with chrome piping, rotatable using a foot pedal and movable in two directions
- + Exclusive lighting concept with LED lighting technology, main light with numerous spotlights and indirect ambient light, controlled separately
- + Swivel-out shoe cabinet with holding system for up to four pairs of shoes integrated into the plinth of the seat bench, including LED mood light
- + TV pull-out system above L-shaped lounge seating area for 24" LED flat screen* or elegantly integrated designer TV cabinet for 32" LED flat screen*
- + Easy access to the biggest drop-down bed in its class (195 x 160 cm) via side seat bench
- + Easy storage compartment access without removing the upholstery via the seat bench cover of the L-shaped lounge seating area with patented fitting and lift-up side seat bench
- + Level passage from living area to driver's cabin without tripping hazards



Large L-shaped lounge seating area with side seat bench in Rome world of living (I 143 LE)



Pull-out shoe cabinet with holding system for up to four pairs of shoes



TV pull-out system in overhead storage cabinet above seating area (I 141 LE, I 143 LE)*



Elegantly integrated design TV cabinet incl. 32" LED flat screen (I 143 LE)*

Kitchen highlights



Space-saving galley kitchen

- + Kitchen units with six large drawers and separate waste bin in separate hygiene area
- + Designer overhead storage compartment with vertical waveform
- + Sink cover embedded flush in the surface, can be used as additional work surface/chopping board
- + Raised kitchen worktop for visual room partitioning and as additional storage area
- + 133 | Slimtower fridge with door opening at both sides and separate freezer compartment
- + "Profi Gourmet" 3-ring hob with one-piece glass cover, robust cast iron trivet and glass base
- + Capsule coffee maker with pull-out system* in overhead storage cabinet with vertical waveform

Models | 141 LE, | 143 LE



Space-saving galley kitchen



133 | Slimtower fridge with door opening at both sides



Six large kitchen drawers and separate waste container in separate hygiene area



Capsule coffee maker including pull-out system* in overhead storage cabinet

* optional

Vario swivelling washroom with separable changing room

Vario swivelling washroom model I 141 LE

- + Practical comfort in a small space
- + Internal swivelling wall and sectional shower door, a large shower room is created with just two manual operations
- + Shower room, completely separable from washroom
- + Large mirror with backlighting, additional cabinet unit with shelf arrangement and storage
- + Solid washroom door with interior hinges, metal handle and door lock
- + Mini-Heki skylight in washroom

Changing room with Vario swivelling washroom, model I 141 LE with lengthways single beds

A room partition and changing area is created in a single step.



The washroom door **1** acts as partitioning from the living/sleeping area, creating a private changing room at the same time.



Vario swivelling washroom: Washroom and toilet **a** or shower room **b** thanks to wash stand mirrored wall that can be swivelled away



Private changing room

Combined washroom with separable changing room

Combined washroom model I 143 LE

- + Practical comfort in a small space
- + Spacious round shower, completely separable via a lockable washroom door
- + Integrated shower shelf and towel rail in the Mini-Heki
- + Large mirrored storage cabinet with shelving
- + Spacious wash stand base unit
- + Solid washroom door with interior hinges, metal handle and door lock

Changing room with combined washroom, model I 143 LE with lengthways single beds

A room partition and changing area is created in a single step.



The washroom door **1** acts as partitioning from the living and sleeping areas, creating a private changing room at the same time.

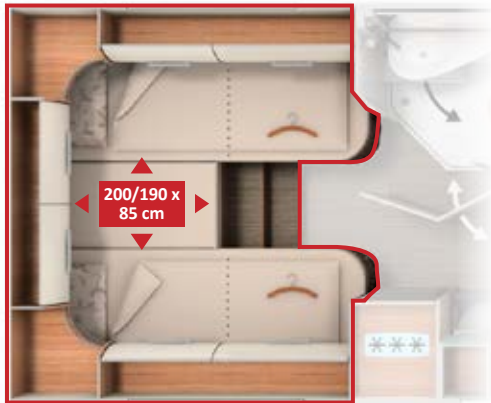


Combined washroom: Washing / toilet area with separable round shower



Private changing room

Sleeping area highlights



Lengthways single beds

- + Extra large sleeping areas up to 200 cm long with sleeping area extension between the beds with an additional mattress and adjustable head sections
- + Wardrobes below the lengthways single beds, conveniently accessible from front and above via the lift function and the divided mattress
- + Pull out access steps for convenient access to bed or optional pull-out comfort access steps with extra-deep treads and additional storage compartment
- + 7-Zone quality cold foam mattresses with breathable climate quilting
- + Two-part heated and ventilated slatted frame with flexibly supported wooden slats
- + Sleeping world & decoration set with decorative cushions, bed throw and fitted sheet set*

Models | 141 LE, | 143 LE



Large lengthways single beds with raisable head section and pull-out access steps



Wardrobes beneath lengthways single beds, conveniently accessible from front and above via the lift function



Pull-out comfort access steps with extra-deep treads and additional storage compartment*

* optional

Models & Highlights

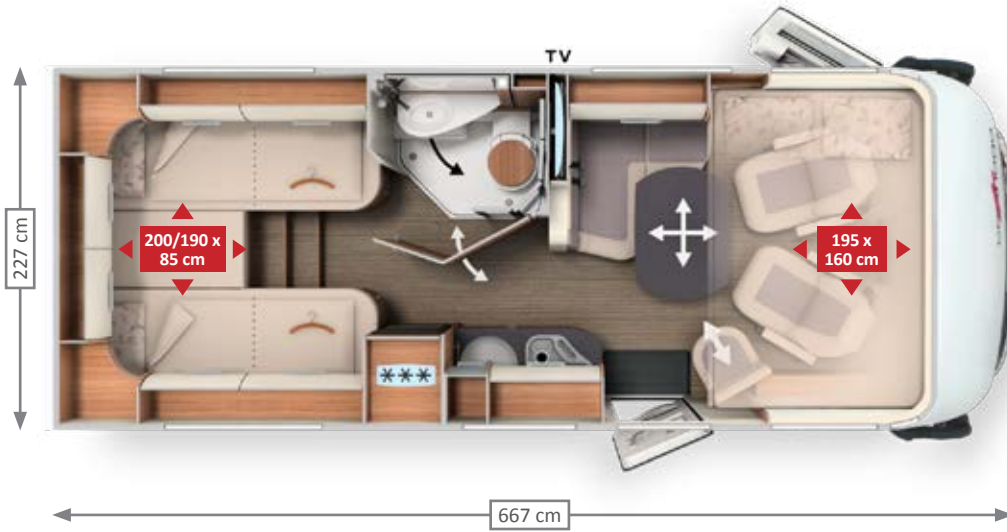
c-tourer Lightweight I 141 LE



AL-KO



Patented⁽¹⁾:
Pull-out comfort
access steps*



c-tourer Lightweight I 143 LE



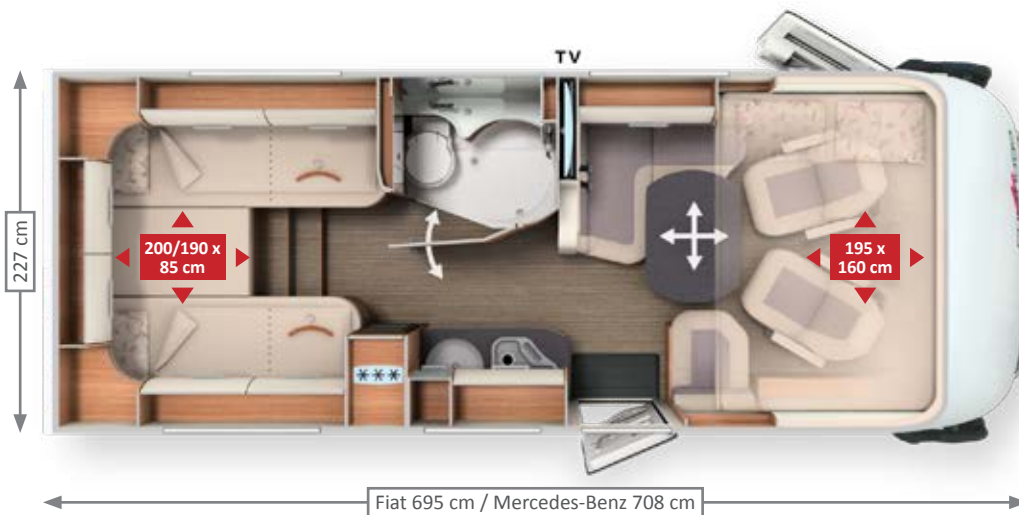
AL-KO



Mercedes-Benz
AL-KO



Patented⁽¹⁾:
Pull-out comfort
access steps*




- + Innovative layout with short vehicle length, targeted at the 3.5 t weight class
- + Loadable up to 4.5 t*
- + L-shaped lounge seating area with pull-out side seat
- + Compact galley kitchen
- + Raised kitchen worktop for visual room partitioning and as additional storage area
- + Vario swivelling washroom: maximum comfort in a small space
- + Private changing area thanks to washroom door
- + Extra-large lengthways single beds with sleeping area up to 200 cm length
- + Pull out steps for easy access to bed, optional pull-out comfort access steps with extra-deep treads and additional storage compartment
- + Wardrobes beneath lengthways single beds with extra-large interior height due to lowering into the double floor
- + TV cabinet in sleeping area with TV pull-out system and connection set*



Chassis	Weight ready to drive	Payload* up to	Seats with three-point seat belt	Berths
Fiat Ducato AL-KO low frame 35 light	2,975 kg	1,485 kg	4	4

- + All-rounder: lots of comfort, short vehicle length, light weight
- + Loadable up to 4.5 t*
- + L-shaped lounge seating area with lift-up side seat bench
- + Compact galley kitchen
- + Raised kitchen worktop for visual room partitioning and as additional storage area
- + Combined washroom with round shower and practical towel rail in the Mini-Heki
- + Private changing area thanks to washroom door
- + Extra-large lengthways single beds with sleeping area up to 200 cm length
- + Wardrobes beneath lengthways single beds with extra-large interior height due to lowering into the double floor
- + Pull out steps for easy access to bed, optional pull-out comfort access steps with extra-deep treads and additional storage compartment
- + TV cabinet in sleeping area with TV pull-out system and connection set*



Chassis	Weight ready to drive	Payload* up to	Seats with three-point seat belt	Berths
Fiat Ducato AL-KO low frame 35 light	3,015 kg	1,445 kg	4	4/5*
Mercedes-Benz Sprinter AL-KO low frame	3,095 kg	1,405 kg	4	4/5*



AL-KO



Mercedes-Benz

AL-KO

c-tourer

The sophisticated all-rounder

Sporty, distinctive and cosy: with its “Carthago v-face” front design, two base vehicle versions, a habitation width of 2.27 m and maximum living comfort, the c-tourer surpasses every requirement of the premium class.

c-tourer Comfort

If certification within the 3.5 t weight class is not essential and comfort is more important than weight, the c-tourer Comfort models are the right solution.

Models: I 148 LE, I 149 LE, I 150 QB



Weight class

- + Comfort-oriented layouts from a vehicle length of 7.39 m
- + Considerable feeling of spaciousness and high payload reserves with a gross weight of up to 4.5 t



AL-KO

Chassis

- + Fiat Ducato 35 light/40 heavy or Mercedes-Benz Sprinter 414 CDI, special Carthago AL-KO low frame with 198 cm wide rear axle wheelbase



Mercedes-Benz
AL-KO

- + Fiat Ducato safety package as standard: Airbag, ESP, ABS, ASR, electronic immobiliser, Hillholder, Traction Plus, Hill Descent Control, automatic start/stop, cruise control, side wind assistant, stability control for trailer, collision braking system / Mercedes-Benz Sprinter: Airbag, side wind assistant, Hillholder, ABS, ASR, EBV, ESP

- + Carthago driver's cabin visibility concept
- + Carthago full LED front headlights**
- + XL habitation door “premium two 2.0” with wider entrance size of 63 cm, secure double locking and extra-wide door window



Living comfort

- + “Smartline plus” furniture design, choice of two worlds of style
- + Stepless, continuous floor in living area
- + L-shaped lounge seating area with ergonomically designed upholstery, wide side seat bench and 360° rectangular living area table with chrome piping
- + Comfort corner kitchen, corner kitchen* with six large drawers, raised kitchen counter for visual room partitioning and as additional storage area, “Profi Gourmet” 3-ring hob and stainless steel round sink
- + Combined washroom, comfort luxury washroom: Maximum comfort with a completely separable changing room
- + Extra-large beds with sleeping area up to 200 cm length

* depending on model
** optional



Storage space

- + Double floor with huge heated storage compartment with usable height of up to 55.5 cm
- + Exterior access via several large hatches, convenient access from the interior via the seat bench cover of the L-shaped lounge seating area and the lift-up side seat bench
- + Large, central through-loading space (interior height 22 cm) with extra-low double floor storage compartment (usable height 46 cm) with large, self-supporting living area floor hatch
- + Scooter garage: interior height up to 120 cm*, loadable up to 350 kg



Self-sufficiency / equipment

- + 150 l fresh water, 140 l waste water
- + 1 x 80 Ah gel battery (extendible to 2 x 80 Ah)



Air conditioning/heating

- + Truma Combi 6 warm air storage heating system optional: Alde warm water heating
- + Double floor with underfloor heating effect



All c-tourer Comfort models also available on the Fiat Ducato with AL-KO low frame chassis – see model overview and price list!



* depending on model

epic world of style as standard

Venezia world of living | picture shows I 148 LE




Optional casablanca world of style

Part leather. Macchiato world of living (23) | picture shows I 149 LE



Living area features



Large L-shaped seating area with wide, lift-up side seat bench

- + 360° living room table with chrome piping, rotatable using a foot pedal and movable in two directions
- + Exclusive lighting concept with LED technology, main light with numerous spotlights and separately switchable indirect ambient light
- + Swivel-out shoe cabinet with holding system for up to four pairs of shoes integrated into the plinth of the seat bench, including LED mood light
- + TV pull-out system “Quick up” behind side seat bench backrest for 32" LED flat screen*
- + Easy access to the biggest drop-down bed in its class (195 x 160 cm) via side seat bench
- + Easy storage compartment access without removing the upholstery via the seat bench cover of the L-shaped lounge seating area with patented fitting and lift-up side seat bench
- + Level passage from living area to driver’s cabin without tripping hazards
- + 5th seat with seat belt*

Models I 148 LE, I 149 LE, I 150 QB



Large L-shaped lounge seating area with wide side seat bench in Macchiato (23) part leather



Pull-out shoe cabinet with holding system for up to four pairs of shoes



“Quick up” TV pull-out system* behind side seat bench backrest



Exclusive lighting concept with LED lighting technology

Kitchen highlights



Model I 148 LE

Corner kitchen

- + Large work surface
- + Kitchen units with six large drawers and separate waste bin in separate hygiene area
- + Designer overhead storage compartment with vertical waveform
- + 153 l fridge opposite with door opening at both sides and separate freezer compartment
- + Spice rack on kitchen wall
- + Sink cover embedded flush in the surface, can be used as additional work surface/chopping board
- + Raised kitchen worktop for visual room partitioning and as additional storage area
- + Indirect ambient lighting in plinth
- + "Profi Gourmet" 3-ring hob with divided glass cover, robust cast iron trivet and easy-clean glass base
- + Capsule coffee maker with pull-out system* in overhead storage cabinet with vertical waveform



Models I 149 LE, I 150 QB

Comfort corner kitchen

- + Curved, extra large work surface, extended into the round washroom wall
- + Kitchen units with six large drawers and separate waste bin in separate hygiene area
- + Designer overhead storage compartment with vertical waveform
- + 153 l fridge opposite with door opening at both sides and separate freezer compartment
- + Spice rack on kitchen wall
- + Integrated bottle cabinet
- + Sink cover embedded flush in the surface, can be used as additional work surface/chopping board
- + Raised kitchen worktop for visual room partitioning and as additional storage area
- + Indirect ambient lighting in plinth
- + "Profi Gourmet" 3-ring hob with divided glass cover, robust cast iron trivet and easy-clean glass base
- + Capsule coffee maker with pull-out system* in overhead storage cabinet with vertical waveform



Corner kitchen with large work surface and spice rack (I 148 LE)



Comfort corner kitchen with curved, extra large worktop, spice rack and integrated bottle cabinet (I 149 LE, I 150 QB)

* optional

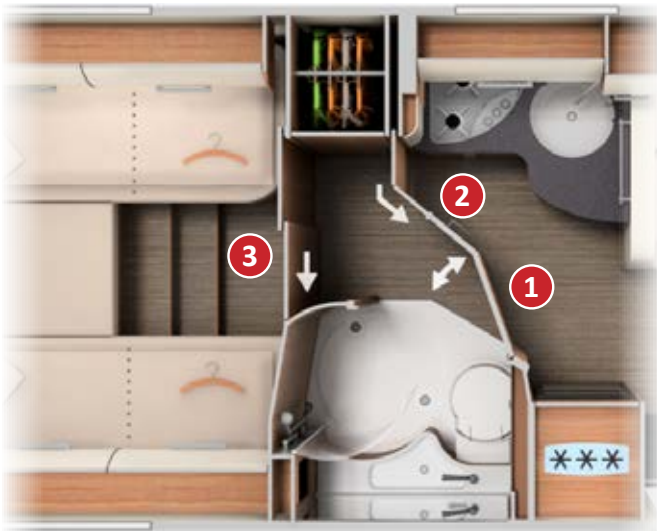
Combined washroom with changing area

Combined washroom model I 148 LE

- + Round shower, completely separable from washroom
- + Integrated shower shelf and towel rail in the Mini-Heki
- + Large mirrored storage cabinet with shelving arrangement and large wash stand base unit
- + Mini-Heki skylight in washroom
- + Numerous shelves
- + Solid washroom door with interior hinges, metal handle and door lock

Changing room with combined washroom, model I 148 LE with lengthways single beds

A room partition and a changing room that is completely separated from the living/sleeping area are created in three steps.



The washroom door **1** and the pull-out room partition wall **2** provide room partitioning from the living/sleeping areas and create a private changing room at the same time. The solid wood sliding door **3** in the sleeping area provides further room partitioning and therefore a completely separate changing room.



Combined washroom: Washing/toilet area with separable round shower



Changing room with room divider



Spacious shower room

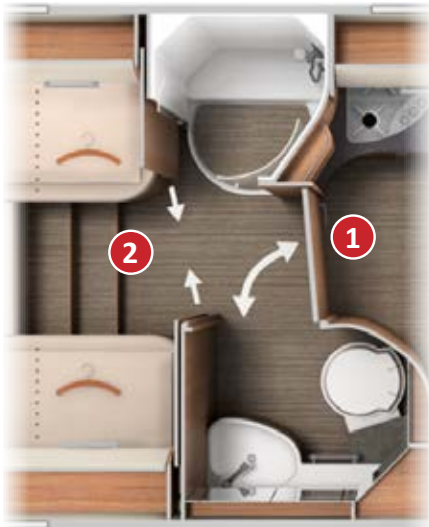
Comfort luxury washroom with changing room

Comfort luxury washroom models I 149 LE, I 150 QB

- + Spacious washroom / toilet with shower opposite
- + Waterproof shower insert in same design as living area floor, removable for showering (I 150 QB)
- + Large mirrored storage cabinet and large wash stand base unit
- + Mini-Heki skylight in washroom
- + Numerous shelves
- + Solid luxury washroom door with interior hinges, metal handle and door lock

Changing room with comfort luxury washroom, model I 149 LE with lengthways single beds

A room partition and a changing room that is separated from the living/sleeping area are created in just two steps.

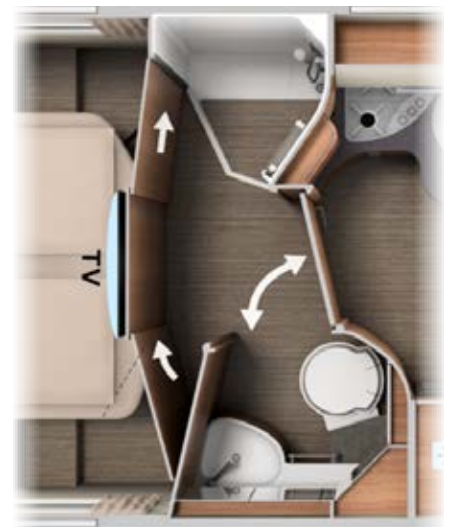
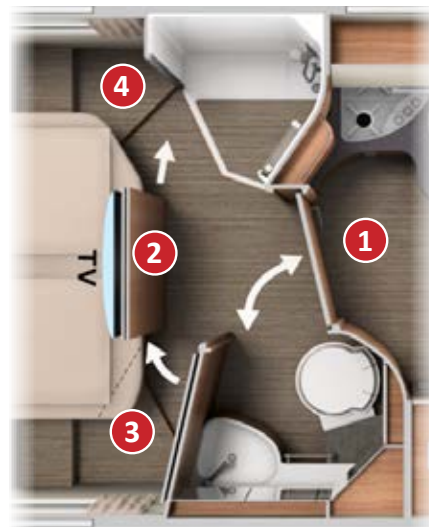
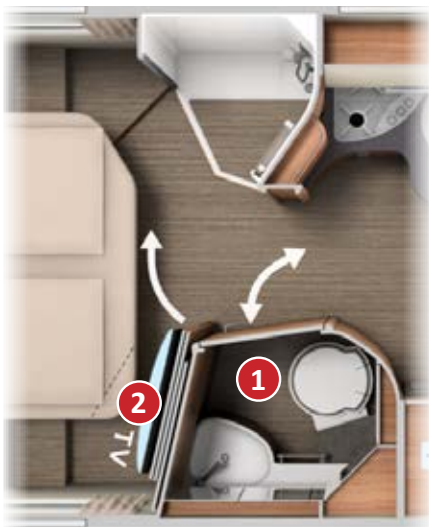


The luxury washroom door **1** provides room partitioning from the living/sleeping areas and creates a private changing room at the same time. The solid wood sliding doors **2** in the sleeping area provide further room partitioning, and therefore a completely separate changing room.

Comfort luxury washroom with changing room separable from living area via lockable luxury washroom door and from sleeping area via solid wood sliding door

Changing room with comfort luxury washroom, model I 150 QB with queen-size bed

The changing room with TV wall is created and partitioned from the living/sleeping areas in just a few steps.




The luxury washroom door **1** provides room partitioning from the living/sleeping areas and creates a private changing room at the same time. The pull-out TV wall and the room partition **2** in the sleeping area provide further room partitioning and therefore a completely separable changing room.

The luxury washroom door **1** in the living/sleeping area room partitioning position. The pull-out TV wall and room divider **2** in the central position for relaxed viewing. The swivelling wall **3** and the pull-out sliding element **4** in the sleeping area provide further room partitioning and therefore a completely separate changing room.

Completely separate changing room with considerable freedom of movement, room partitioning from the living / sleeping areas including central TV position for comfortable viewing.

Sleeping area highlights



Models I 148 LE, I 149 LE

Lengthways single beds

- + Extra large sleeping areas up to 200 cm long with sleeping area extension between the beds with an additional mattress and adjustable head sections
- + Wardrobes beneath the lengthways single beds are easily accessible from the front and above via the lift function and the divided mattress (I 148 LE driver's side only)
- + Pull-out comfort access steps with extra deep treads and additional storage compartment
- + 7-Zone quality cold foam mattresses with breathable climate quilting
- + Two-part heated and ventilated slatted frame with flexibly supported wooden slats
- + Sleeping world & decoration set with decorative cushions, bed throw and fitted sheet set*



Model I 150 QB

Queen-size bed

- + Extra large sleeping area with adjustable head section
- + Wardrobes on the left and right of the queen-size bed
- + Large drawer at front of queen-size bed
- + Fold-away mattress section at drivers side for extra-wide passage
- + Unique: Pull-out TV wall and room partition for partitioning off the washroom area
- + 7-zone quality cold foam mattress with breathable climate quilting
- + Two-part heated and ventilated slatted frame with flexibly supported wooden slats
- + Sleeping world & decoration set with decorative cushions, bed throw and fitted sheet set*



24" LED flat screen* for TV cabinet in sleeping area (I 148 LE, I 149 LE)



Fold-away mattress section at drivers side for extra-wide passage



Large lengthways single beds with raisable head section and pull-out comfort access steps. Convenient access to wardrobes below beds from front and above thanks to lift function (I 148 LE passenger side only).



Queen-size bed with extra large sleeping area and raisable head section. There are wardrobes to the left and right of queen-size bed. Another large drawer is located at the front of the queen-size bed.

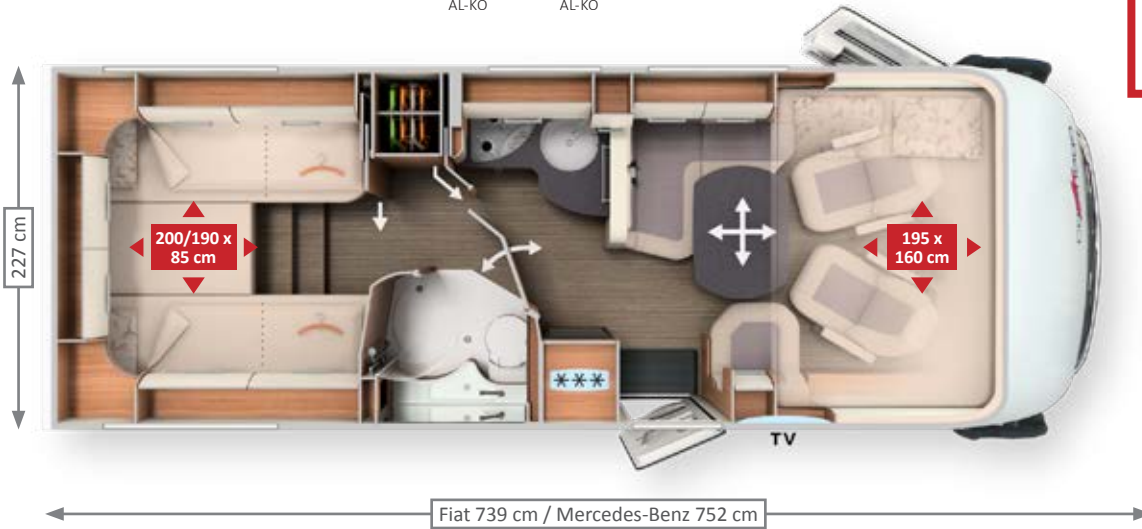
Models & Highlights

c-tourer Comfort I 148 LE



AL-KO

AL-KO



Patented⁽¹⁾:
Pull-out comfort
access steps

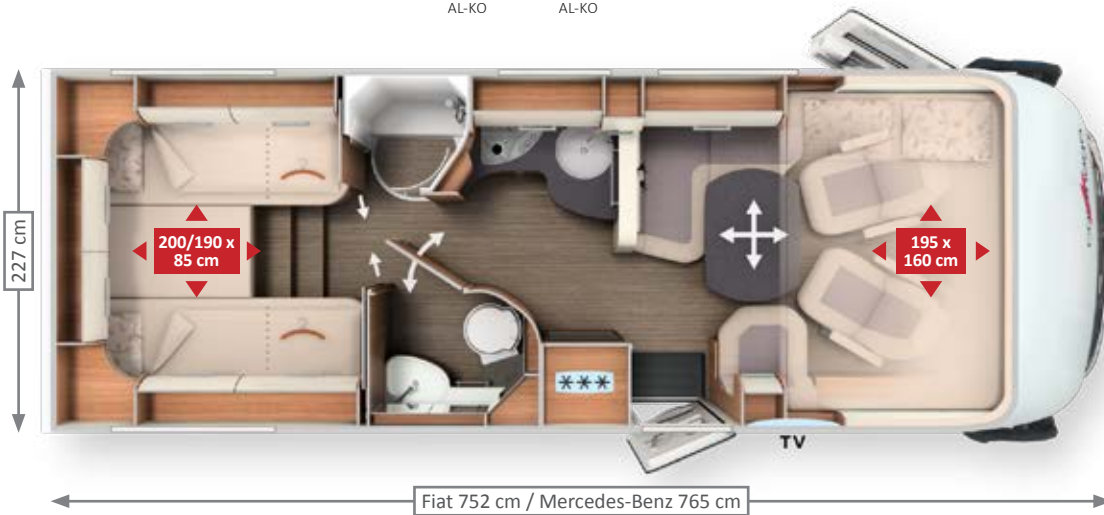


c-tourer Comfort I 149 LE



AL-KO

AL-KO



Patented⁽¹⁾:
Pull-out comfort
access steps

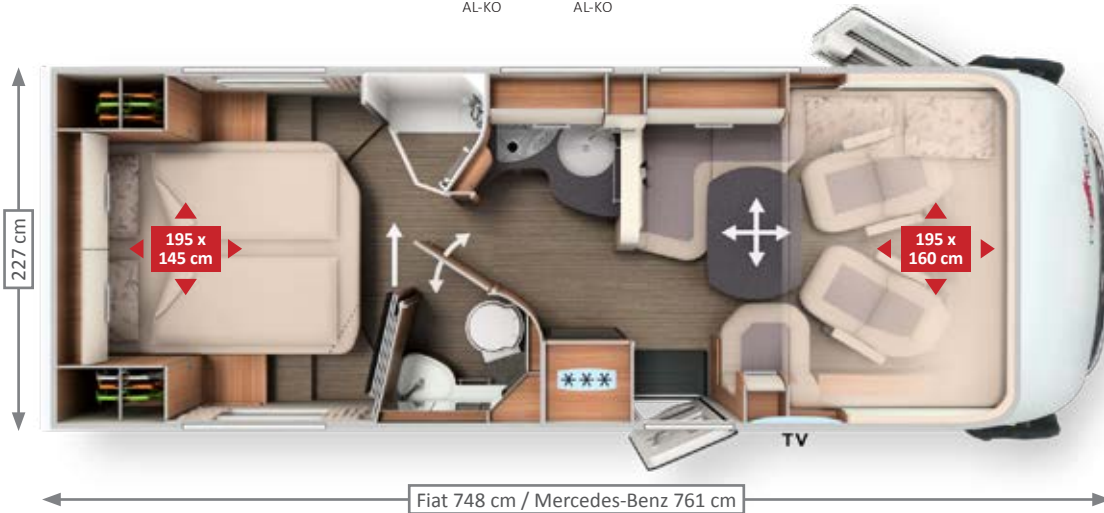


c-tourer Comfort I 150 QB



AL-KO


AL-KO



Patented⁽¹⁾:
Pull-out TV wall
and room divider
Pedelec scooter
garage*




- + Comfort-oriented layout: Large L-shaped seating area, wide lift-up side seat bench
- + Corner kitchen with large work surface and indirect ambient lighting in the floor plinth
- + Raised kitchen worktop for visual room partitioning and as additional storage area
- + Combined washroom with round shower, washroom door with room partitioning function and practical towel rail in the Mini-Heki
- + Changing room separable from living area via lockable luxury washroom door and from sleeping area via sliding door made from solid wood
- + Lengthways single beds up to 200 cm long with pull-out comfort access steps with extra deep treads and additional storage compartment
- + Room-height wardrobe, additional wardrobes with extra-large interior height beneath the lengthways single beds
- + TV cabinet in sleeping area with TV pull-out system and connection set*



Chassis	Weight ready to drive	Payload up to	Seats with three-point seat belt	Berths
Fiat Ducato AL-KO low frame 35 light	3,110 kg	1,350 kg	4/5*	4/5*
Mercedes-Benz Sprinter AL-KO low frame	3,190 kg	1,310 kg	4/5*	4/5*

- + Comfort-oriented layout: Large L-shaped lounge seating area with wide, lift-up side seat bench
- + Comfort corner kitchen with large work surface and indirect ambient lighting in the floor plinth
- + Raised kitchen worktop for visual room partitioning and as additional storage area
- + Comfort luxury washroom with spacious washing/toilet room and shower opposite
- + Changing room separable from living area via lockable luxury washroom door and from sleeping area via sliding door made from solid wood
- + Lengthways single beds up to 200 cm long with pull-out comfort access steps with extra deep treads and additional storage compartment
- + Wardrobes beneath the lengthways single beds with large interior height
- + TV cabinet in sleeping area with TV pull-out system and connection set*



Chassis	Weight ready to drive	Payload up to	Seats with three-point seat belt	Berths
Fiat Ducato AL-KO low frame 35 light	3,110 kg	1,350 kg	4/5*	4/5*
Mercedes-Benz Sprinter AL-KO low frame	3,200 kg	1,300 kg	4/5*	4/5*

- + Comfort-oriented layout: Large L-shaped lounge seating area with wide, lift-up side seat bench
- + Comfort corner kitchen with large work surface and indirect ambient lighting in the floor plinth
- + Raised kitchen worktop for visual room partitioning and as additional storage area
- + Comfort luxury washroom with spacious washing/toilet room and shower opposite
- + Changing room separable from living area via lockable luxury washroom door and from sleeping area via pull-out TV wall and room divider
- + Large queen-size bed, convenient bed access, comfortable sleeping width as far as the foot area
- + Two wardrobes at each side of the bed
- + Two large drawers at the front of the queen-size bed
- + Fold-away mattress section at drivers side for extra-wide passage



Chassis	Weight ready to drive	Payload up to	Seats with three-point seat belt	Berths
Fiat Ducato AL-KO low frame 35 light	3,105 kg	1,355 kg	4/5*	4/5*
Mercedes-Benz Sprinter AL-KO low frame	3,195 kg	1,305 kg	4/5*	4/5*

* optional

Exterior



AL-KO



Mercedes-Benz
AL-KO

Standard white

Habitation, front of vehicle, A-pillar, front, side and rear skirtings and wheel arches white



Fiat Ducato



Mercedes-Benz Sprinter



Fiat Ducato front design



Mercedes-Benz Sprinter front design



Fiat Ducato rear design



Mercedes-Benz Sprinter rear design

Optional extended exterior design with exterior design package

Carthago full LED front headlights, fog lights with chrome applications, extended exterior decoration "exterior-line" and "Liner" engine hood design for visual windscreen extension



Fiat Ducato design package



Mercedes-Benz Sprinter design package



Fiat Ducato front design with exterior design package



Mercedes-Benz Sprinter front design with exterior design package

Subject to differences in the colour scheme or individual colour shades, differences in material characteristics and changes to the scope of delivery on the part of the manufacturer. This also applies to colour differences on basic vehicles, insofar as they are a result of changes made by the basic vehicle manufacturer.

Driver's cabin design

Fiat Ducato driver's cabin

Standard version with drop-down bed and overhead storage cabinets at the sides, with Venezia world of living



Mercedes-Benz Sprinter driver's cabin

Option of omitting the drop-down bed, replaced with all-round overhead storage cabinets, with ivory part leather world of living



Double floor with huge storage compartment

EASY ENTRY – convenient loading from the outside, easy removal from the inside



Usable height
up to 55.5 cm

PASSENGERS SIDE



Gas bottle compartment



Scooter
garage, load
capacity up to
350 kg

Scooter garage with large interior height thanks to deep lowering, with access from both sides via two large scooter garage doors at the driver and passenger sides

Load from the outside



Convenient loading of the double floor storage compartment via a large external hatch

Unload from the inside

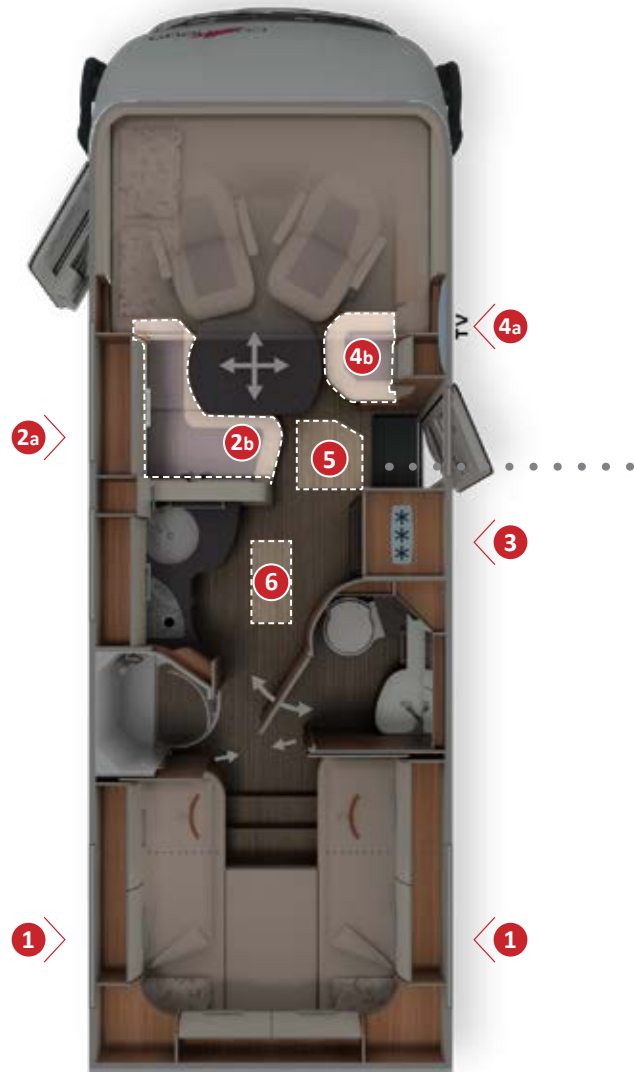


Easy removal of the storage compartment contents from the inside via the lift-up seat bench cover of the L-shaped lounge seating area with patented fitting

Additional double floor storage compartments



Living area floor hatch with double floor storage box (42 cm usable depth) in heated double floor





Your added value

- + **Double floor** with huge, heated storage compartment, usable height up to 55.5 cm
- + **Exterior access** via several large hatches
- + Convenient **interior access** via L-shaped lounge seating area seat bench cover, lift-up (I 143 LE) or swing-up (I 148 LE, I 149 LE, I 150 QB) side seat bench as well as large living area hatch
- + **Large, central through-loading space***(interior height 22 cm), with extra-low double floor storage compartment (usable height 46 cm), convenient loading also through the XL habitation door via a large, self-supporting living area floor hatch
- + The entire double floor is heated with a **climate storage function** and underfloor heating effect



DRIVERS SIDE



Large, additional double floor storage compartment with separate exterior hatch



Convenient loading of the double floor storage compartment via a large external hatch*

Load from the outside



Large living area floor hatch in the entrance area: also easy to load from the outside when the XL habitation door is open



Convenient removal of contents via the swing-up side seat bench*

Unload from the inside

* depending on model

On-board equipment

Electrical equipment, water supply, warm air storage heating system



Warm air storage heating technology

Truma Combi 6



Optional: Alde warm water heating

(model-dependent)



Double floor

with climate storage function and underfloor heating effect



Capacity

150 l fresh water tank

140 l waste water tank

1 x 80 Ah gel battery

(extendible to 2 x 80 Ah)



Additional heat radiation in driver's cabin area

Less cold radiation into the driver's cabin / living area from the windscreen due to the heated dashboard surface (with Alde warm water heating using heating convectors)




Truma Combi 6 warm air storage heating system

with numerous warm air outlets throughout the double floor, the living area, the scooter garage, the driver's cabin and the cold-sensitive door entrances



"easy change" gas bottle compartment,

extra low for convenient bottle changing, both bottles individually accessible (not I 141 LE, I 143 LE)




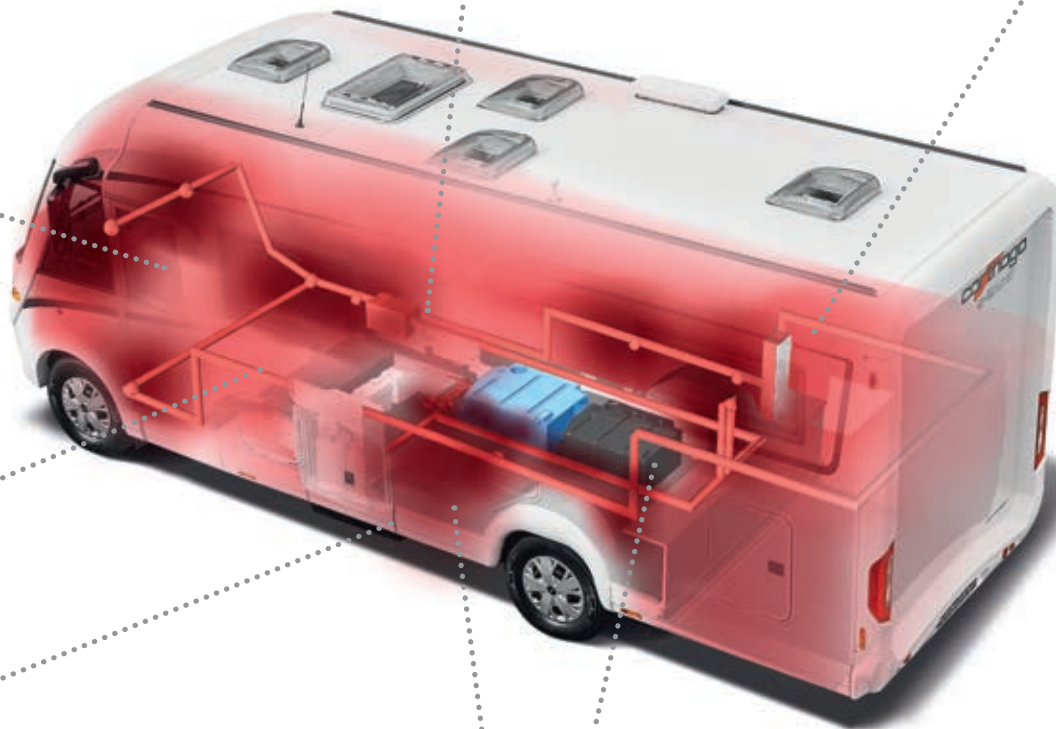
Heated battery centre

with main battery switch; standard: gel batteries 1 x 80 Ah, extendible to 2 x 80 Ah, optional 90 Ah lithium-ion battery including battery computer and separate touch display



Electrical centre

easily accessible in scooter garage



Gas bottle compartment in rear area

with separate exterior door (I 141 LE, I 143 LE). Optional: comfort gas bottle pull-out system



Central water drain

and water tanks in the frost-proof double floor; can also be operated from the outside through the XL habitation door

Standard features

AL-KO low frame special light



with light weight and passenger car-like driving comfort

“Carthago best view” bus mirror



with large main mirror and wide-angle mirror

Aguti driver’s cabin pilot seat



with covered armrests, adjustable, seat height at lounge seating area level in living configuration

Garage access from both sides



convenient access thanks two large scooter garage doors at the driver and passenger sides

Exterior hatches and doors



with interior hinges – integrated flat in the habitation

XL habitation door “premium two 2.0”



with widened passage size of 63 cm, secure double locking, extra-wide door window, pleated blackout blind and integrated insect screen roller blind

Dashboard integrated in living area



with leather-covered moulded part, practical sideboard and preparation for integrated reversing camera monitor and drinks bottle holder

Pleated windscreen blind



with horizontally operated, multi-functional insulated pleated windscreen blind which acts as a sunblind, privacy screen and darkening with insulation at the same time

Comfortably equipped kitchens



"Profi Gourmet" 3-ring hob with divided glass cover* for additional storage area and work surface extension due to wall holder for sink cover

Spice rack



Design element and practical detail at the same time – secure storage for spices in the kitchen area (l 148 LE)

Exclusive lighting concept with LED lighting technology



with separately controlled, indirect ambient lighting main light with numerous spotlights

Ergonomically shaped seat upholstery



with multi-layer premium foam core and stylish front panel

* depending on model



AL-KO



Mercedes-Benz

AL-KO



chic c-Line

The fascination of the Carthago Liner Premium class:

Elegance, comfort and extravagance

Elegant, comfortable and extremely practical at the same time. These are the attributes with which the chic c-line defines the step-up to the Carthago liner premium class.

Available on the Fiat Ducato AL-KO and the Mercedes-Benz Sprinter AL-KO.



Weight class

- + Comfort-oriented floor plans up to a permissible gross vehicle weight of 4.5 t



AL-KO

Chassis

- + Fiat Ducato 40 heavy / Mercedes-Benz Sprinter 414 CDI, special Carthago AL-KO low frame with 198 cm wide wheelbase rear axle



Mercedes-Benz
AL-KO

- + Fiat Ducato standard safety package: Airbag, ABS, ESP, ASR, electronic immobiliser, hill holder, Traction Plus, Hill Descent Control, automatic stop/start, cruise control, stability control for trailers, collision braking system, side wind assistant (single axle) / standard Mercedes-Benz Sprinter safety package: Airbag, side wind assistant (single axle), Hillholder, ABS, ASR, EBV, ESP

- + Carthago driver's cabin visibility concept
- + Carthago full LED headlights (dipped and main beam) including LED daytime driving lights
- + XL habitation door "premium two 2.0" with wider entrance size of 63 cm, secure double locking and extra-wide door window



Living comfort

- + "Exclusiveline" furniture design, flowing stylistic features, rounded, exclusive furniture finishes, choice of three worlds of style
- + L-shaped lounge seating area with ergonomically designed upholstery, wide side seat bench and 360° rectangular living area table with chrome piping
- + Comfort corner kitchen with six large drawers, elevated kitchen work surface with designer bar cabinet as visual room divider and additional work area, slide-out storage cabinet
- + Comfort luxury washroom, XL washroom*: maximum comfort with completely separable changing room
- + Fixed beds with point-elastic Carawinx sleeping system



Storage space

- + Double floor with huge heated storage compartment, usable height up to 70 cm



- + Exterior access via several large hatches, convenient access from the interior via the seat bench cover of the L-shaped lounge seating area and the swing-up side seat bench
- + Large, central through-loading space (interior height 22 cm), with extra-low double floor storage compartment (usable height 46 cm), conveniently loadable from the interior and the exterior via a large, self-supporting living area floor hatch
- + Scooter garage: interior height up to 120 cm*, loadable up to 350 kg



Self-sufficiency / equipment

- + 170 l fresh water / 140 l waste water
- + 2 x 80 Ah gel battery



Air conditioning/heating

- + Truma Combi 6 warm air storage heating system, optional Alde warm water heating
- + Double floor with underfloor heating effect



All chic c-line models are also available on the Mercedes-Benz Sprinter with AL-KO low frame chassis – see model overview and price list!



* depending on model

chic c-line superior



AL-KO



Mercedes-Benz

AL-KO



The exclusive variant of the chic c-line with the sophisticated yacht style and superior equipment

Superior highlights



"Superior" extended exterior decor



16" Fiat Ducato alloy wheels



16" Mercedes-Benz Sprinter alloy wheels



"Superior" designer radiator grille incl. horizontal chrome strips, "exclusive" designer front mask and "Liner" engine hood design



Linea siena world of style: summer chestnut furniture decor with overhead cabinet doors with bicolor look in high-gloss ivory



Kitchen worktop finish in solid and joint-free Corian



Thetford C 260 toilet with ceramic insert

chic c-line XL

AL-KO double axle



AL-KO DA



Mercedes-Benz

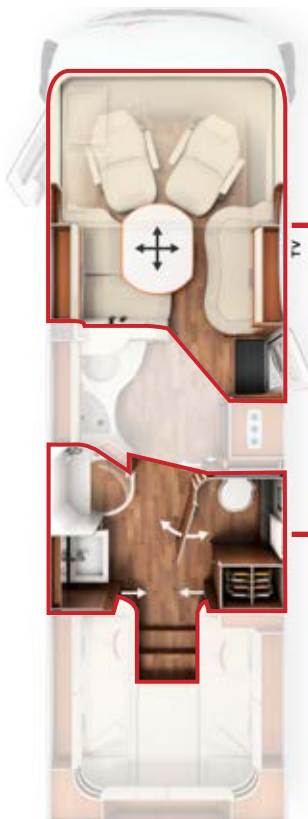
AL-KO DA



The XL version with XXL comfort and the AL-KO twin axle

XL highlights


- + Fiat Ducato 40 heavy DA or Mercedes-Benz Sprinter 414 CDI DA, AL-KO low frame special Carthago chassis with 198 cm wide wheelbase rear axle and permissible gross weight of up to 5.5 t
- + Spacious XL lounge seating area with long side sofa, including access to the storage compartment beneath
- + XL washroom with separate toilet room, open washing area and spacious round shower, changing room completely separable using solid wooden sliding doors, floor-to-ceiling wardrobe integrated in the changing room
- + Alde warm water heating
- + Insulating glazing in side windows / door windows in driver's cabin



XL comfort layout




XL lounge seating area with long side sofa



XL washroom with separate toilet

linea moderna world of style as standard

Ivory part leather world of living | picture shows I 4.9 LE





Optional linea progressiva world of style

Macchiato part leather world of living (23) | picture shows I 6.2 XL QB with the option of omitting the drop-down bed and the gas oven





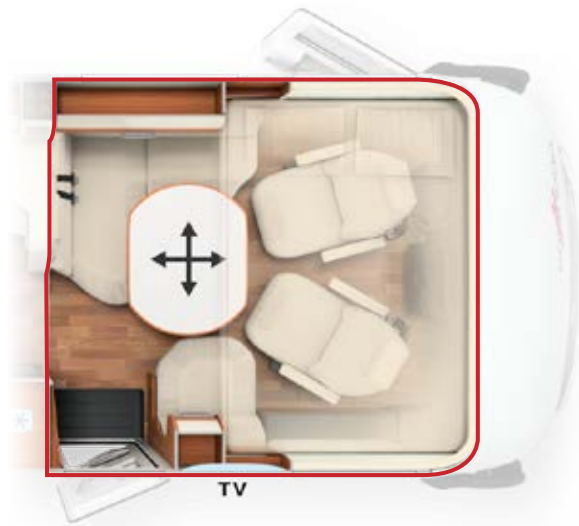
linea siena superior world of style

Sand leather world of living | picture shows I 4.9 LE superior





Living area features

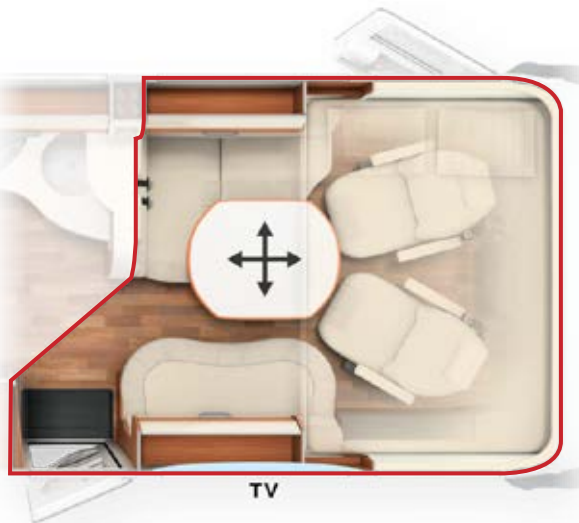


Models | 4.9 LE, | 4.9 LE L, | 5.0 QB, | 5.0 QB L

Large L-shaped lounge seating area with wide side seat bench

- + 360° living room table with chrome piping, rotatable using a foot pedal and movable in two directions
- + TV pull-out system including 32" LED flat screen behind side seat bench backrest*
- + Swivel-out shoe cabinet with holding system for up to four pairs of shoes integrated into the plinth of the seat bench, including LED mood light
- + Easy storage compartment access without removing the upholstery via the seat bench cover of the L-shaped lounge seating area and the swing-up side seat bench
- + Comfortable access to the largest drop-down bed (195 x 160 cm) in the class above the side seat bench
- + Exclusive lighting concept in LED light technology with dimming function, main light with numerous spotlights and indirect ambient light, separately controllable
- + 5th seat with seat belt*


chic c-line



Models | 5.9 XL LE, | 6.2 XL QB

Large XL lounge seating area with long side sofa

- + 360° living room table with chrome piping, rotatable using a foot pedal and movable in two directions
- + Electric TV pull-out system including 40" LED flat screen behind side seat bench backrest*
- + Swivel-out shoe cabinet with holding system for up to four pairs of shoes integrated into the plinth of the seat bench, including LED mood light
- + Long side sofa at passenger side with storage space access
- + Convenient access to the biggest drop-down bed in its class (195 x 160 cm) above the side sofa
- + Exclusive lighting concept in LED light technology with dimming function, main light with numerous spotlights and indirect ambient light, separately controllable
- + 5th seat with seat belt*



TV pull-out system behind backrest (32" or 40" depending on model)*



Swivel-out shoe cabinet with holding system for up to four pairs of shoes

Kitchen highlights



Models I 4.9 LE, I 4.9 LE L, I 5.0 QB, I 5.0 QB L, I 5.9 XL LE, I 6.2 XL QB

Comfort corner kitchen

- + Elevated kitchen work surface with designer bar cabinet as visual room divider and additional work area
- + Pull-out system with capsule coffee maker at side of bar cabinet for convenient access
- + Elegantly curved work surface, extended sideways as far as the round washroom wall
- + Separate bottle cabinet
- + "Profi Gourmet" 3-ring hob with divided glass cover, robust cast iron trivet and easy-clean glass base
- + Six large drawers and separate waste container in separate hygiene area
- + 153 l fridge with door that opens at both sides and separate freezer compartment
- + Sink cover as additional work area/chopping board
- + Slide-out storage cabinet integrated in the round washroom wall (floor-to-ceiling in XL models)
- + Indirect ambient lighting in floor plinth



Six large drawers and separate waste container in separate hygiene area



Pull-out system including capsule coffee maker*



Floor-to-ceiling slide-out storage cabinet (I 5.9 XL LE, I 6.2 XL QB)



Slide-out storage cabinet integrated in round washroom wall (not I 5.9 XL LE, I 6.2 XL QB)

* optional

Comfort luxury washroom with changing room

Comfort luxury washroom models | 4.9 LE, | 4.9 LE L, | 5.0 QB, | 5.0 QB L

- + Spacious washroom/toilet
- + Shower opposite
- + Shower doors finished off with high quality chrome profiles
- (| 4.9 LE, | 4.9 LE L, | 5.0 QB L)
- + Waterproof shower inlay, removable for cleaning
- + Washroom with numerous storage areas
- + Spacious mirror and wash stand base unit
- + L-models with room-high wardrobe

Changing room with comfort luxury washroom, model | 4.9 LE L with lengthways single beds

A changing room which can be separated from the living and sleeping areas is created in two simple steps. Including floor-to-ceiling wardrobe in L version.



The luxury bathroom door **1** with 3-way function thanks to the double door acts as a room divider between the living/sleeping area and the toilet room at the same time, creating a private changing room. The solid wood sliding doors **2** in the sleeping area provide further room partitioning, and therefore a completely separate changing room.

The luxury bathroom door **1** with 3-way function in the closed condition. The double door creates room partitioning from the living/sleeping area and the toilet room at the same time.

Completely separate changing room with a considerable amount of freedom of movement, with optional closed toilet room, room partitioning from living/sleeping area or both at the same time. In L version with integrated, floor-to-ceiling wardrobe.



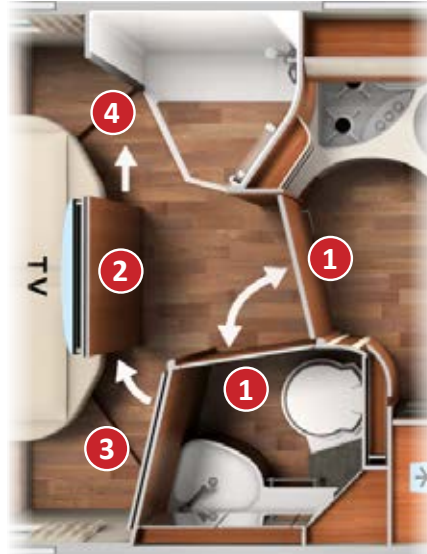
Comfort luxury washroom with separate shower room and spacious changing room thanks to solid wooden sliding door in front of the sleeping area (picture shows | 4.9 LE L)

Changing room with comfort luxury washroom, model I 5.0 QB with queen-size bed

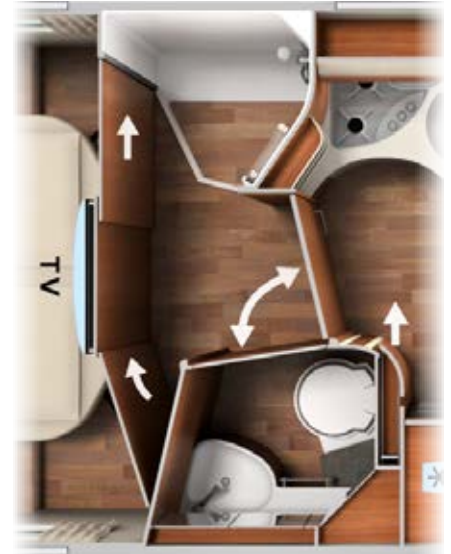
Room partitioning and a changing room that is separated from the living/sleeping area are created in just a few steps. Also with floor-to-ceiling wardrobe in the L version.



The luxury bathroom door ① with 3-way function thanks to the double door acts as a room divider between the living/sleeping area and the toilet room at the same time, creating a private changing room. The pull-out TV wall and the room divider ② in the sleeping area provide further room partitioning and therefore a completely separate changing room.



The luxury bathroom door ① with 3-way function in the closed condition. The double door creates room partitioning from the living/sleeping area and the toilet room at the same time. Pull-out TV wall and room divider ② in central position for relaxed viewing. The swivelling wall ③ and the pull-out sliding element ④ in the sleeping area make further room partitioning and a completely separate changing room possible.



Completely separate changing room with a considerable amount of freedom of movement, with optional closed toilet room, room partitioning from living/sleeping area or both at the same time. Central TV position in sleeping area for comfortable viewing.



Comfort luxury washroom with separate shower room and spacious changing room thanks to pull-out TV wall and room divider in front of the sleeping area (picture shows I 5.0 QB)



Pull-out TV wall and room divider for partitioning off the sleeping area



TV wall and room divider in central position for comfortable viewing



TV wall and room divider with pulled-out swivelling wall and sliding element for complete room partitioning of sleeping area and changing room

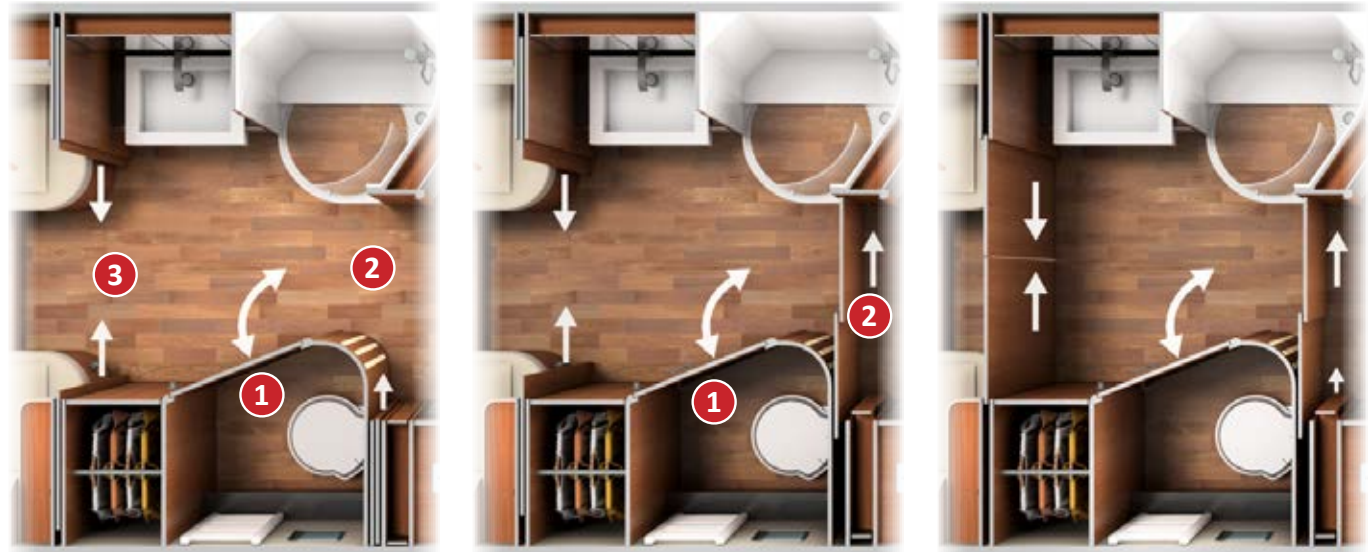
XL washroom with changing room

XL washroom models | 5.9 XL LE, | 6.2 XL QB

- + Wooden sliding door including full length mirror
- + Room-high wardrobe
- + XL washroom with separate toilet, open washing area and spacious round shower
- + Separate toilet with towel warmer, additional footwell extension and side window
- + XL round shower with waterproof shower insert in the same design as living area floor, Mini Heki skylight

Changing room with spacious XL washroom, model | 5.9 XL LE with lengthways single beds

Room partitioning and a changing room that is partitioned off from the living/sleeping area with an integrated, floor-to-ceiling wardrobe are created in just a few steps.



The solid toilet room door ① is used to partition off the toilet room. The wooden sliding door ② acts as partitioning from the living/sleeping area. The solid wood sliding doors ③ in the sleeping area provide further room partitioning, and therefore a completely separate changing room.

Toilet room door ① in closed condition. The wooden sliding door ② in the closed condition, therefore partitioning from the living/sleeping area.

Completely separate changing room with considerable amount of freedom of movement and integrated, floor-to-ceiling wardrobe and spacious XL washroom.



Spacious changing room with integrated, floor-to-ceiling wardrobe, separable by solid wooden sliding doors



Open washing area with designer washbasin and XL round shower with waterproof shower insert in the same design as living area floor (easy to remove for cleaning), roof dome including pleated blackout blind



Separate toilet with towel warmer, side window and extended footwell



Practical towel rail in Mini-Heki above the shower



Particularly comfortable for tall travellers: the additional legroom extension in the toilet room

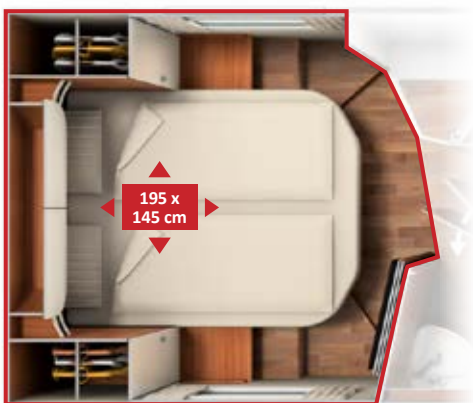
Sleeping area highlights



Models I 4.9 LE, I 4.9 LE L, I 5.9 XL LE

Large lengthways single beds

- + Extra large sleeping areas up to 200 cm long with sleeping area extension between the beds with an additional mattress and raisable head sections
- + Carawinx sleeping system – medically recommended, point-elastic under springing system
- + Wardrobes beneath the lengthways single beds, easily accessible from front and above via the lift function – lowered into the double floor for additional interior height
- + Convenient access via pull-out comfort access steps with additional storage compartment
- + 7-zone quality cold foam mattresses with breathable climate quilting
- + Designer shelves in sleeping area
- + 24" LED flat screen* in rear for TV cabinet in bedroom




Models I 5.0 QB, I 5.0 QB L, I 6.2 XL QB

Large queen-size bed


- + Extra large sleeping area with adjustable head section
- + Carawinx sleeping system – medically recommended, point-elastic under springing system
- + Two wardrobes at each side of the queen-size bed
- + Two large drawers at the front of the queen-size bed
- + Unique: Pull-out TV wall and room partition for partitioning off the washroom area. TV wall in central position or at passenger side for relaxed viewing (I 6.2 XL QB: bathroom separable via solid wooden sliding doors)
- + 7-zone quality cold foam mattresses with breathable climate quilting



Designer shelves in sleeping area in the lengthways single bed models



24" LED flat screen* for TV cabinet in sleeping area for lengthways single bed models



High-quality under springing systems, medically recommended Carawinx sleeping system



Large lengthways single beds with pull-out comfort access steps (I 4.9 LE, I 4.9 LE L, I 5.9 XL LE)



Large wardrobes beneath lengthways single beds with access from the front and above via the lift function



Pull-out comfort access steps with lengthways single bed models, therefore convenient access to the bed, even when the sleeping area extension is being used



Additional storage compartment in the steps of the pull-out comfort access steps in the lengthways single bed models



Large queen-size bed (I 5.0 QB, I 5.0 QB L, I 6.2 XL QB)



Large drawers at the front of the queen-size bed (I 5.0 QB, I 5.0 QB L, I 6.2 XL QB)

Models & Highlights

chic c-line | 4.9 LE | 4.9 LE superior

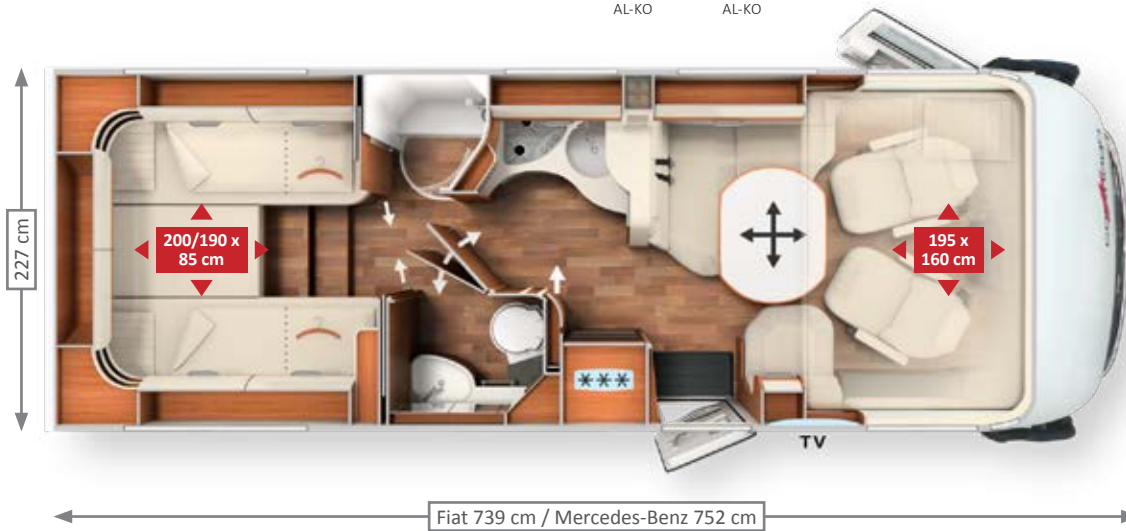


AL-KO



Mercedes-Benz

AL-KO



Patented⁽¹⁾:
Luxury washroom door with 3 way function;
Pull-out comfort access steps

chic c-line | 4.9 LE L | 4.9 LE L superior

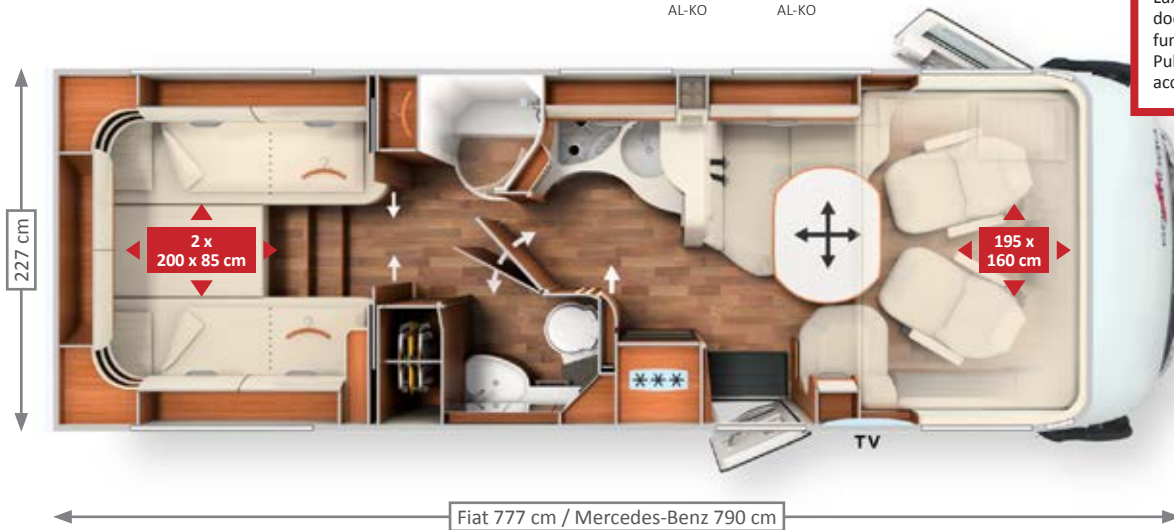


AL-KO



Mercedes-Benz

AL-KO



Patented⁽¹⁾:
Luxury washroom door with 3 way function;
Pull-out comfort access steps

chic c-line | 5.0 QB | 5.0 QB superior

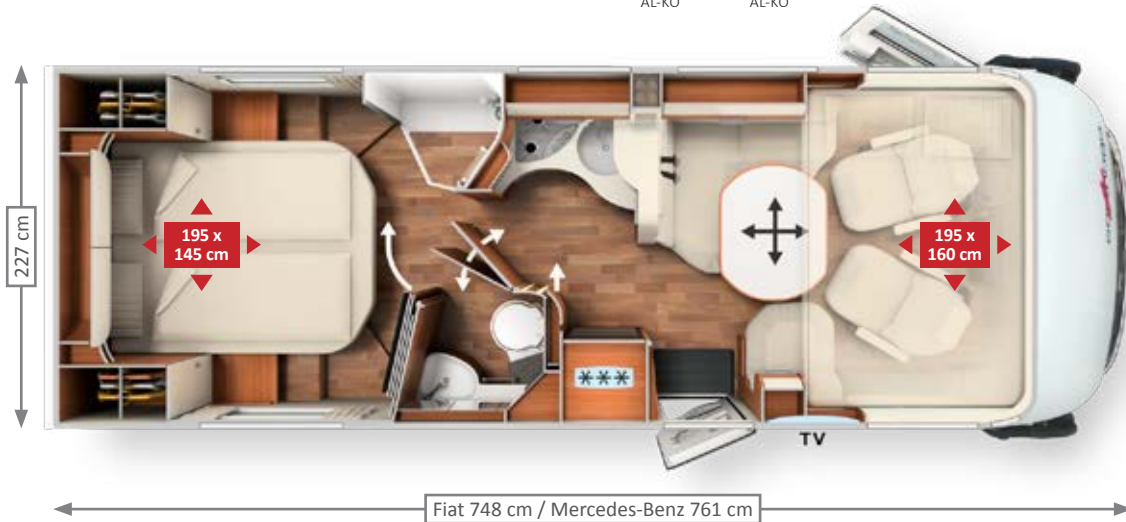


AL-KO



Mercedes-Benz


AL-KO



Patented⁽¹⁾:
Luxury washroom door with 3 way function;
Pull-out TV wall and room divider;
Pedelec scooter garage*

chic c-line

- + L-shaped lounge seating area with wide side seat bench and 360° rectangular living area table with chrome piping
- + Pull-out shoe cabinet with holding system for up to four pairs of shoes integrated in the plinth of the seat bench
- + Elevated kitchen work surface with designer bar cabinet as visual room divider and additional work area
- + Large luxury corner kitchen with curved worktop, slide-out storage cabinet integrated in round washroom wall
- + Luxury washroom with separate shower
- + Completely separate changing area via the luxury washroom door with 3-way function thanks to double door and sliding doors made from solid wood
- + Large lengthways single beds with pull-out comfort access steps and wardrobes below with outstanding interior height thanks to lowering into double floor
- + Designer shelves in sleeping area, TV cabinet in sleeping area with TV pull-out system and connection set*
- + Exclusive lighting concept in LED light technology with dimming function, main light with numerous spot-lights and indirect ambient light, separately controllable



Chassis	Weight ready to drive	Payload* up to	Seats with three-point seat belt	Berths
Fiat Ducato AL-KO low frame 40 heavy	3,435 kg / 3,445 kg	1,065 kg / 1,055 kg	4/5*	4/5*
Mercedes-Benz Sprinter AL-KO low frame	3,515 kg / 3,525 kg	985 kg / 975 kg	4/5*	4/5*

- + L-shaped lounge seating area with wide side seat bench and 360° rectangular living area table with chrome piping
- + Pull-out shoe cabinet with holding system for up to four pairs of shoes integrated in the plinth of the seat bench
- + Elevated kitchen work surface with designer bar cabinet as visual room divider and additional work area
- + Large luxury corner kitchen with curved worktop, slide-out storage cabinet integrated in round washroom wall
- + Luxury washroom with separate shower
- + Completely separable changing room via the luxury washroom door with 3-way function thanks to double door and sliding doors made from solid wood, floor-to-ceiling wardrobe integrated in changing room
- + Large lengthways single beds with pull-out comfort access steps, additional wardrobes beneath the beds with outstanding interior height thanks to lowering into the double floor
- + Designer shelves in sleeping area, TV cabinet in sleeping area with TV pull-out system and connection set*
- + Exclusive lighting concept in LED light technology with dimming function, main light with numerous spot-lights and indirect ambient light, separately controllable



Chassis	Weight ready to drive	Payload* up to	Seats with three-point seat belt	Berths
Fiat Ducato AL-KO low frame 40 heavy	3,535 kg / 3,545 kg	965 kg / 955 kg	4/5*	4/5*
Mercedes-Benz Sprinter AL-KO low frame	3,615 kg / 3,625 kg	885 kg / 875 kg	4/5*	4/5*

- + L-shaped lounge seating area with wide side seat bench and 360° rectangular living area table with chrome piping
- + Pull-out shoe cabinet with holding system for up to four pairs of shoes integrated in the plinth of the seat bench
- + Elevated kitchen work surface with designer bar cabinet as visual room divider and additional work area
- + Large luxury corner kitchen with curved worktop, slide-out storage cabinet integrated in round washroom wall
- + Luxury washroom with separate shower
- + Completely separable changing area via the luxury washroom door with 3-way function thanks to double door and pull-out TV wall and room divider
- + Large queen-size bed with convenient access, comfortable sleeping width up to the foot area, two wardrobes at side of bed, two large drawers at front of bed
- + Exclusive lighting concept in LED light technology with dimming function, main light with numerous spot-lights and indirect ambient light, separately controllable



Chassis	Weight ready to drive	Payload* up to	Seats with three-point seat belt	Berths
Fiat Ducato AL-KO low frame 40 heavy	3,435 kg / 3,445 kg	1,065 kg / 1,055 kg	4/5*	4/5*
Mercedes-Benz Sprinter AL-KO low frame	3,515 kg / 3,525 kg	985 kg / 975 kg	4/5*	4/5*

* optional

Models & Highlights

chic c-line I 5.0 QB L | 5.0 QB L superior



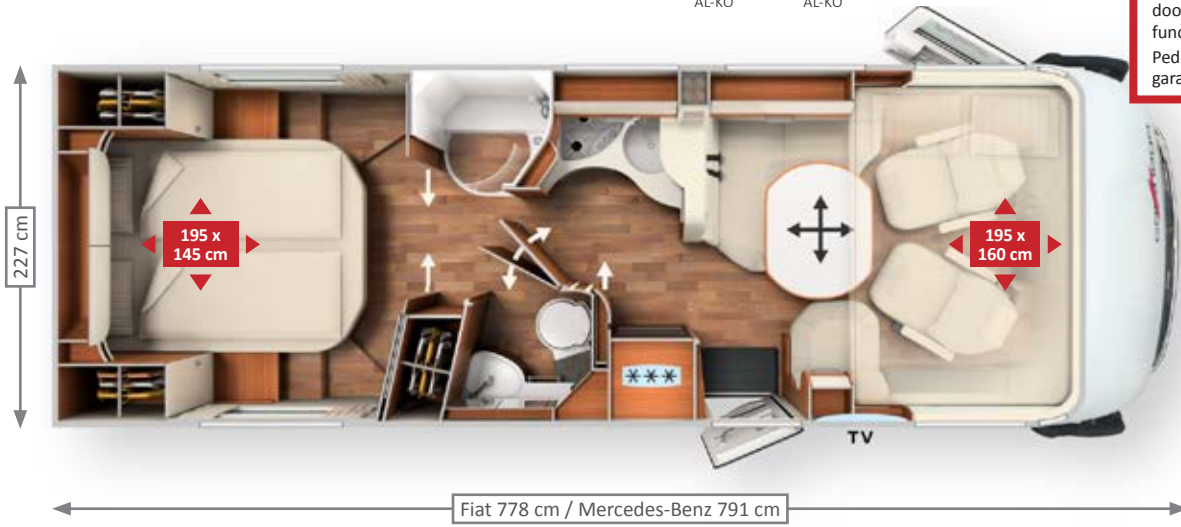
AL-KO



Mercedes-Benz
AL-KO



Patented⁽¹⁾:
Luxury washroom door with 3 way function;
Pedelec scooter garage*



chic c-line

chic c-line I 5.9 XL LE



AL-KO DA



Mercedes Benz
AL-KO DA



Patented⁽¹⁾:
Pull-out comfort access steps



chic c-line I 6.2 XL QB



AL-KO DA



Mercedes-Benz
AL-KO DA



Patented⁽¹⁾:
Pedelec scooter garage*



- + L-shaped lounge seating area with wide side seat bench and 360° rectangular living area table with chrome piping
- + Pull-out shoe cabinet with holding system for up to four pairs of shoes integrated in the plinth of the seat bench
- + Elevated kitchen work surface with designer bar cabinet as visual room divider and additional work area
- + Large luxury corner kitchen with curved worktop, slide-out storage cabinet integrated in round washroom wall
- + Luxury washroom with separate shower
- + Completely separable changing area via the luxury washroom door with 3-way function thanks to double door and pull-out TV wall and room divider, floor-to-ceiling wardrobe integrated in the changing room
- + Large queen-size bed with convenient access, comfortable sleeping width up to foot area, two wardrobes at side of bed, two large drawers at front of bed
- + Exclusive lighting concept in LED light technology with dimming function, main light with numerous spotlights and indirect ambient light, separately controllable



Chassis	Weight ready to drive	Payload* up to	Seats with three-point seat belt	Berths
Fiat Ducato AL-KO low frame 40 heavy	3,535 kg / 3,545 kg	965 kg / 955 kg	4/5*	4/5*
Mercedes-Benz Sprinter AL-KO low frame	3,615 kg / 3,625 kg	885 kg / 875 kg	4/5*	4/5*

- + Large XL lounge seating area with long side sofa and 360° rectangular living area table with chrome piping
- + Electric TV pull-out system incl. 40" LED flat screen behind side sofa backrest*
- + Pull-out shoe cabinet with holding system for up to four pairs of shoes integrated in the plinth of the seat bench
- + Elevated kitchen work surface with designer bar cabinet as visual room divider and additional work surface and floor-to-ceiling slide-out storage cabinet
- + XL washroom with separate toilet room, open washing area and spacious round shower, changing room completely separable using solid wooden sliding doors, floor-to-ceiling wardrobe integrated in the changing room
- + toilet with towel warmer, additional footwell extension and side window
- + Large lengthways single beds with pull-out comfort access steps, wardrobes beneath the beds with out-standing interior height thanks to lowering into double floor
- + Designer shelves in sleeping area, TV cabinet in sleeping area with TV pull-out system and connection set*
- + Exclusive lighting concept in LED light technology with dimming function, main light with numerous spotlights and indirect ambient light, separately controllable



Chassis	Weight ready to drive	Payload* up to	Seats with three-point seat belt	Berths
Fiat Ducato AL-KO low frame 40 heavy DA	3,905 kg	1,595 kg	4/5*	4/5*
Mercedes-Benz Sprinter AL-KO low frame DA	3,985 kg	1,515 kg	4/5*	4/5*

- + Large XL lounge seating area with long side sofa and 360° rectangular living area table with chrome piping
- + Electric TV pull-out system for 40" LED flat screen behind side sofa backrest*
- + Pull-out shoe cabinet with holding system for up to four pairs of shoes integrated in the plinth of the seat bench
- + Elevated kitchen work surface with designer bar cabinet as visual room divider and additional work surface and floor-to-ceiling slide-out storage cabinet
- + XL washroom with separate toilet room, open washing area and spacious round shower, changing room completely separable using solid wooden sliding doors, floor-to-ceiling wardrobe integrated in the changing room
- + Toilet with towel warmer, footwell extension and side window
- + Large queen-size bed, comfortable sleeping width up to the foot area, two wardrobes at side of bed, two large drawers at front of bed
- + Exclusive lighting concept in LED light technology with dimming function, main light with numerous spotlights and indirect ambient light, separately controllable



Chassis	Weight ready to drive	Payload* up to	Seats with three-point seat belt	Berths
Fiat Ducato AL-KO low frame 40 heavy DA	3,925 kg	1,575 kg	4/5*	4/5*
Mercedes-Benz Sprinter AL-KO low frame DA	4,005 kg	1,495 kg	4/5*	4/5*

* optional

Exterior



AL-KO SA/DA



Mercedes-Benz
AL-KO SA/DA

Standard white

Habitation, vehicle front in white; A-pillar, front, side and rear skirts and wheel arches silver/platinum (picture shows Mercedes-Benz Sprinter DA)



Option Silverline

Habitation, vehicle front in silver; A-pillar, front, side and rear skirts and wheel arches in silver/platinum (picture shows Fiat Ducato)



Optional extended exterior design with exterior design package (standard with chic c-line superior)

“Superior” designer radiator grille incl. horizontal chrome strips, “exclusive” designer front mask above windscreen with black panel, “Liner” engine hood design for visual windscreen extension and 16" alloy wheels (picture shows Fiat Ducato)



Exterior designer package in combination with standard white external colour concept

Exterior designer package in combination with optional silverline external colour concept



Fiat Ducato front design



Mercedes-Benz Sprinter front design



Front design with exterior design package (optional) / Fiat Ducato superior equipment line



Fiat Ducato rear design

Subject to differences in the colour scheme or individual colour shades, differences in material characteristics and changes to the scope of delivery on the part of the manufacturer. This also applies to colour differences on basic vehicles, insofar as they are a result of changes made by the basic vehicle manufacturer.

Driver's cabin design

Fiat Ducato driver's cabin

Standard version with drop-down bed and overhead storage cabinets at the sides, with Sand leather world of living



Mercedes-Benz Sprinter driver's cabin

"Sky Dream Comfort" option with all-round overhead storage cabinets and corner shelves in high gloss ivory, with Sand leather world of living



Double floor with huge storage compartment

EASY ENTRY – convenient loading from the outside, easy removal from the inside



Usable height
up to 70 cm

PASSENGER SIDE



Gas bottle compartment



Scooter garage, load capacity up to 350 kg

Scooter garage with interior height of up to 120 cm thanks to deep lowering, with access from both sides via two large scooter garage doors at the driver and passenger sides

Load from the outside



Convenient loading of the double floor storage compartment via a large external hatch

Unload from the inside

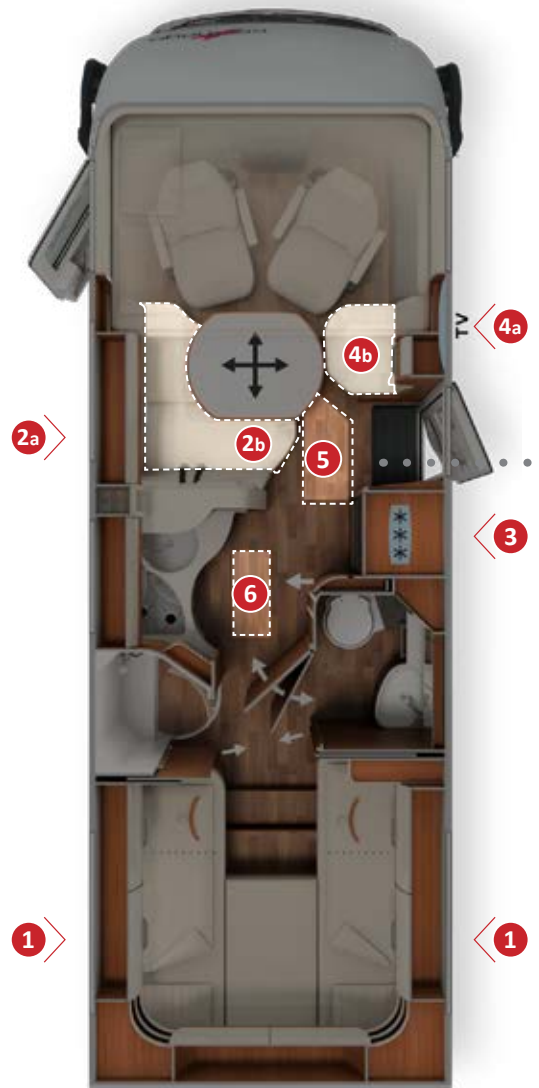


Easy removal of the storage compartment contents from the inside via the lift-up seat bench cover of the L-shaped lounge seating area with patented fitting

Additional double floor storage compartments



Living area floor hatch with double floor storage box (42 cm usable depth) in heated double floor





Your added value

- + **Double floor** with huge, heated storage compartment, usable height up to 70 cm
- + **Exterior access** via several large hatches
- + Convenient **interior access** via the L-shaped lounge seating area seat bench cover and via the swivel-up side seat bench* and the large living area floor hatch
- + **Large, central through-loading space** (interior height 22 cm), with extra-low double floor storage compartment (usable height 46 cm), convenient loading also through the XL habitation door via a large, self-supporting living area floor hatch
- + The entire double floor is heated with a **climate storage function** and underfloor heating effect



DRIVERS SIDE



Large, additional double floor storage compartment with separate exterior hatch



Convenient loading of the double floor storage compartment via a large external hatch

Load from the outside



Large living area floor hatch in the entrance area: also easy to load from the outside with the XL habitation door open



Convenient removal of contents via lift-up side seat bench

Unload from the inside

* depending on model

On-board equipment

Electrical equipment, water supply, warm air storage heating system



Warm air storage heating system

Truma Combi 6



Optional:

Alde warm water heating

(Standard with chic c-line XL)



Double floor

with climate storage function and underfloor heating effect



Capacity

170 l fresh water tank

140 l waste water tank

2 x 80 Ah gel battery



Additional heat radiation in driver's cabin area

thanks to heated dashboard surface, therefore less cold radiation from the windscreen into the driver's cabin/living area (using heat convectors with Alde warm water heating)



Truma Combi 6 warm air storage heating system

with numerous warm air outlets throughout the double floor basement, the living area, the rear garage, the driver's cabin and the cold-sensitive door entrances



"easy change" gas bottle compartment


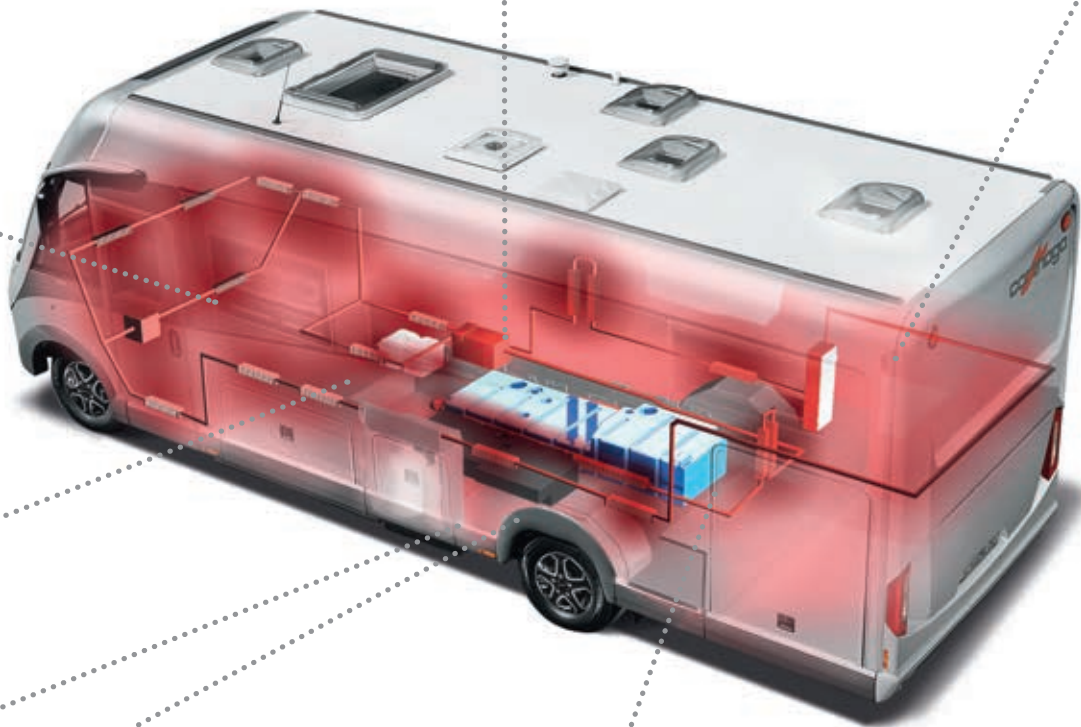
extra-low for easy bottle changing, both bottles individually accessible




Heated battery centre
with main power switch. Standard: gel batteries 2 x 80 Ah, positioned in exterior storage space at passenger side for easy access, optional Lithium ion battery, 90 Ah including battery computer and separate touch display



Electrical centre
easily accessible in scooter garage



Water tanks
frostproof in heated double floor



Central water drain
can also be operated from the outside through the XL habitation door

Standard features

“Coming Home” function



with remote control in main key for simultaneous activation of central locking and exterior lighting

“Carthago best view” bus mirror



with large main mirror and wide-angle mirror

Aguti driver's cabin pilot seat



with outstanding sitting comfort, two armrests, multiple adjustment

Garage access from both sides



with convenient access thanks to two large scooter garage doors at the driver and passenger sides

Exterior hatches and doors



with interior hinges – integrated flat in the habitation

XL habitation door “premium two 2.0”



with widened passage size of 63 cm, secure double locking, extra-wide door window, pleated blackout blind and integrated insect screen roller blind

Carthago full LED front headlights



with dipped beam and main beam and daytime driving lights for perfect illumination and excellent visibility

Stylish GRP bus rear



with separate rear bumper, and rear lights with modern dynamic LED indicators

Exclusive lighting concept with LED lighting technology



with dimming function, main light with numerous spotlights and indirect ambient light, separately controllable

360° living area table



with chrome piping, rotatable using a foot pedal and movable in two directions

Ergonomically shaped seat upholstery



with multi-layer premium foam core and stylish front panel

Carawinx sleeping system



with medically recommended, point-elastic under-springing system, 7-zone quality cold foam mattress and adjustable head section



AL-KO EA/DA



Mercedes-Benz

AL-KO EA/DA

chic e-Line

The jewel in the crown of the Carthago Liner class:

more comfort, more self-sufficiency, more independence

The chic e-line impresses with pure elegance, both exterior and interior, thanks to its unique “emotional” furniture design and tremendous living area headroom of 211 cm. The self-sufficiency champion is more exclusive and comfortable than ever.

Available on the Fiat Ducato AL-KO and the Mercedes-Benz Sprinter AL-KO, single and twin axle.



Weight class

- + Comfort-oriented floor plans with permissible gross weight of up to 4.8 t (Fiat Ducato)/4.5 t (Mercedes-Benz Sprinter) or 5.5 t (Fiat Ducato DA, Mercedes-Benz Sprinter DA)



AL-KO SA/DA



Mercedes-Benz
AL-KO SA/DA

Chassis

- + Fiat Ducato 40 heavy/ Mercedes-Benz Sprinter 414 CDI, special Carthago AL-KO low frame with 198 cm wide wheelbase rear axle
- + Fiat Ducato standard safety package: Airbag, ABS, ESP, ASR, electronic immobiliser, hill holder, Traction Plus, stability control for trailers, collision braking system, automatic start/stop, cruise control, side wind assistant (single axle) / standard Mercedes-Benz Sprinter safety package: Airbag, side wind assistant (single axle), hill descent control, hill holder, ABS, ASR, EBV, ESP
- + Carthago driver's cabin visibility concept
- + Carthago full LED headlights (dipped beam and main beam) including LED daytime driving lights
- + Electric pleated windscreen blind with individually programmable privacy and sun visor function

- + “Safetylux” XL habitation door with extra-strong and stable door, wider passage size of 63 cm and large door window



Living comfort

- + “Emotional” exclusive furniture design, choice of two worlds of style, two-level room concept with extra-high living area headroom of 211 cm
- + Large round seating area with luxury living area table, wide side seat bench and swivel-out shoe cabinet
- + Comfort corner kitchen with pull-out kitchen work surface and worktop extension, electric central locking for the entire kitchen area including the pull-out work surface, bar and shoe cabinet and automatic locking while driving
- + Comfort luxury washroom, separable changing room, sliding door made from solid wood



Storage space

- + Double floor with huge heated storage compartment, usable height up to 70 cm



- + Exterior access via several large hatches, convenient access from the inside via the seat bench cover of the round seating area, the swing-up side seat bench and the large living area floor hatch
- + Large, central through-loading space (interior height 22 cm), with extra-low double floor storage compartment (usable height 46 cm), can also be conveniently loaded through the XL habitation door via a large, self-supporting living area floor hatch
- + Scooter garage with interior height of up to 132 cm*, load capacity up to 450 kg



Self-sufficiency / equipment

- + 235 l fresh water, 185 l waste water tank
- + 2 x 80 Ah gel battery (extendible to 3 x 80 Ah)



Air conditioning/heating

- + Alde warm water heating
- + Double floor with underfloor heating effect
- + Carthago driver's cabin thermal concept

All chic e-line models also available on the Mercedes-Benz Sprinter with AL-KO low frame chassis – see model overview and price list!



* depending on model

**IVECO
DAILY**

5.6 t / 6.7 t

chic s-plus

The powerhouse of the Carthago Liner class

on the Iveco Daily 5.6 t / 6.7 t with high-traction rear-wheel drive / dual wheels

with its exclusive and innovative design, pure elegance and enormous living area height of 211 cm, the chic s-plus cannot deny its Liner genes.

As well as having abundant payload reserves, the robust Iveco Daily base vehicle can also handle heavy towing loads of up to 3.5 t. The 3.0 l engine with torque of 470 Nm and up to 207 HP is also extremely powerful. The standard driver's cabin door with convenient access and the original Iveco Liner cockpit provide maximum comfort, ease of access for servicing and additional safety.



Weight class

- + Comfort-oriented floor plans with permissible gross vehicle weight of up to 5.8 t or 6.7 t

**IVECO
DAILY**
5.6 t / 6.7 t

Chassis

- + Iveco Daily, ladder frame chassis with high-traction rear-wheel drive and dual wheels
- + Large payload reserves, high towing loads of up to 3.5 t
- + Optional 8 gear ZF automatic transmission
- + Iveco Daily safety package as standard: ESR, ASR, ABS, electronic immobiliser, hillholder
- + Carthago driver's cabin visibility concept
- + Carthago full LED headlights (dipped beam and main beam) including LED daytime driving lights
- + Electric pleated windscreen blind with individually programmable privacy and sun visor function
- + "Safetylux" XL habitation door with extra-strong and stable door, wider passage size of 63 cm and large door window



Living comfort

- + "Emotional" exclusive furniture design, choice of two worlds of style, two-level room concept with extra-high living area headroom of 211 cm
- + Large round seating area with luxury living area table, wide side seat bench
- + Comfort corner kitchen with pull-out kitchen work surface with worktop extension, electric central locking for the entire kitchen area including the pull-out work surface, bar and shoe cabinet, and automatic locking while driving
- + Comfort luxury washroom, separable changing room, sliding door made from solid wood



Storage space

- + Double floor with huge heated storage compartment with usable height of up to 78 cm
- + Exterior access via several large hatches, convenient access from the interior via the seat bench cover of the round seating area and the swing-up side seat bench
- + Large, central through-loading space (interior height 20 cm) with double floor storage compartment (usable height 20 cm), conveniently loadable via large, self-supporting living area floor hatch
- + Scooter garage with interior height of up to 145 cm*, load capacity up to 450 kg



Self-sufficiency / equipment

- + 235 l fresh water, 200 l waste water tank, option: Ceramic fixed tank toilet
- + 2 x 80 Ah gel battery (extendible to 4 x 80 Ah)



Air conditioning/heating

- + Alde warm water heating
- + Double floor with underfloor heating effect
- + Carthago driver's cabin thermal concept



* depending on model

chic e-Line XL

with twin axle



AL-KO DA



Mercedes-Benz

AL-KO DA



The XL jewel in the crown of the Carthago Liner Class with maximum payload reserves



AL-KO

IVECO DAILY
5.6t/6.7t

Chassis

- + Fiat Ducato 40 heavy DA or Mercedes-Benz Sprinter 414 CDI DA, AL-KO low frame special Carthago chassis with 198 cm wide wheelbase rear axle and permissible gross weight of up to 5.5 t (chic e-line XL)
- + Iveco Daily, ladder frame chassis with high-traction rear-wheel drive and dual wheels with permissible gross weight of up to 6.7 t (chic s-plus XL)



Living comfort

- + Spacious XL round seating area with long, pull-out side sofa, including access to the storage compartment below
- + XL washroom with separate toilet, open washing area and spacious round shower, room partitioning from living and sleeping areas via two solid wooden sliding doors, creating an XL washroom and changing area



chic s-plus XL

IVECO
DAILY

6.7 t



chic e-line | s-plus



XL lounge seating area with long, pull-out side sofa



XL washroom with separate toilet



Particularly comfortable for tall travellers: Legroom extension in the toilet room

linea moderna world of style as standard

Leather Macchiato Performance world of living | picture shows I 61 XL LE





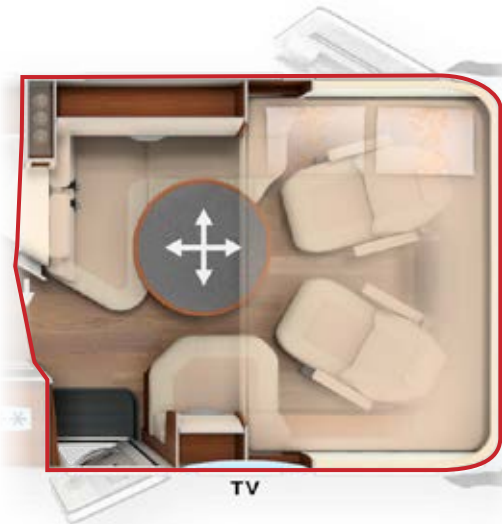
Optional linea nobile world of style

Sand Supreme part leather world of living | picture shows I 50 LE





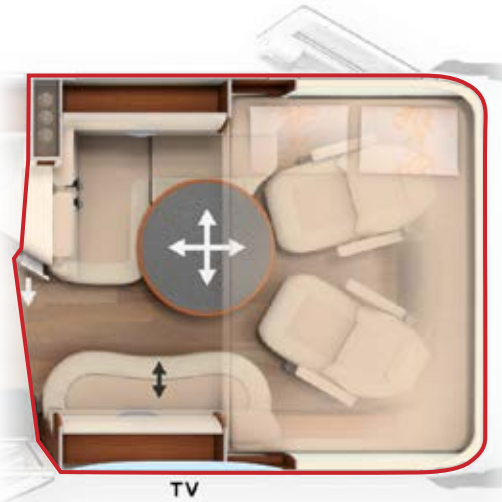
Living area features



Models I 50 LE, I 51 QB

Large round seating area with wide side seat bench

- + Luxury living room table with real wood round profile and chrome piping
- + "Quick up" TV pull-out system for 32" LED flat screen* behind side seat bench backrest
- + Living area seat upholstery with comfortable ergonomics and side leather panels with Carthago C branding
- + Two-level room concept with extra-high living area headroom of 211 cm
- + Overhead cabinet design with open shelving and Carthago C-branding above round seating area
- + Swivel-out shoe cabinet with holding system for up to four pairs of shoes integrated in the seat bench plinth, with electric central locking in the kitchen area
- + Biggest drop-down bed in its class above driver's cabin (195 x 160 cm)**
- + "Sky Dream Comfort" with two large panoramic skylights, suspended roof liner and all-round overhead storage cabinets above driver's cabin*
- + Easy storage compartment access without removing the upholstery via the seat bench cover of the round seating area with patented fitting and swing-up side seat bench
- + 5th seat with seat belt*



Models I 61 LE XL, I 64 QB XL

Spacious XL round seating area with long side sofa

- + Luxury living room table with real wood round profile and chrome piping
- + Pull-out living area table*
- + "Quick up" electric TV pull-out system for 40" LED flat screen* behind side seat bench backrest
- + Long side sofa incl. pull-out sitting / sleeping area and storage compartment access
- + Living area seat upholstery with comfortable ergonomics and side leather panels with Carthago C branding
- + Two-level room concept with extra-high living area headroom of 211 cm
- + Overhead cabinet design with open shelving and Carthago C-branding above round seating area
- + Swivel-out shoe cabinet with holding system for up to four pairs of shoes integrated in the seat bench plinth, with electric central locking in the kitchen area
- + Biggest drop-down bed in its class above driver's cabin (195 x 160 cm)
- + "Sky Dream Comfort" with two large panoramic skylights, suspended roof liner and all-round overhead storage cabinets above driver's cabin*
- + Easy storage compartment access without removing the upholstery via the seat bench cover of the round seating area with patented fitting and swing-up side seat bench
- + 5th seat with seat belt*



"Sky Dream Comfort": All-round overhead storage cabinets and two large panoramic skylights above the round seating area and the driver's cabin instead of the drop-down bed (linea chiara world of style, Leather Macchiato world of living)*



TV pull-out system behind side seat bench backrest (32" or 40" depending on model)*



Swivel-out shoe cabinet, integrated in the seat bench plinth for up to four pairs of shoes

Kitchen highlights

Comfort corner kitchen

- + Elegantly curved worktop, extended into the round washroom wall at the side
- + Slide-out storage cabinet integrated in the round washroom wall (floor-to-ceiling in XL models)
- + Pull-out kitchen work surface as worktop extension with easily accessible storage compartment, bottle holder and two waste bins
- + Kitchen work surface with vertical waveform for visual separation of the living area
- + Designer bar cupboard with glass set and interior lighting
- + Coffee machine lift, can be pulled downwards out of overhead storage cabinet*
- + Sink cover can be used as additional worktop/chopping board
- + Electric central locking for the entire kitchen area including pull-out work surface, bar cabinet and shoe cabinet; Automatic locking during travel
- + "Profi Gourmet" 3-ring hob with divided glass cover, robust cast iron trivet and easy-clean glass base
- + 153 l fridge with door that opens at both sides and separate freezer compartment
- + Designer mixer tap in metal with pull-out spray head



Models I 50 LE, I 51 QB, I 61 XL LE, I 64 XL QB



Comfort corner kitchen with elegantly curved worktop and exclusive designer bar cabinet for six glasses and with central locking



153 l fridge with door that opens at both sides and separate freezer compartment



Slide-out storage cabinet integrated in round washroom wall in linea nobile world of style (floor-to-ceiling in XL models)



Pull-out kitchen work surface with worktop extension, central locking, waste bins and bottle holder



Coffee machine lift which can be pulled out downwards, including cup set and capsule holder*

* optional


Comfort luxury washroom with changing room

Comfort luxury washroom models I 50 LE I 51 QB

- + Solid luxury washroom door with interior hinges, metal handle and door lock
- + Single level washroom floor
- + Large washroom/toilet
- + Large mirror cabinet with shelving
- + Wash stand base unit with plenty of storage space and numerous shelves
- + Spa rain shower with roof light above incl. blackout blind, headroom beneath rain shower 198 cm
- + Shower room design with dark granite look, indirectly illuminated corner pillar and shower walls with marble design, including clothes hooks
- + Waterproof shower inlay, removable for cleaning
- + Floor-to-ceiling wardrobe (I 50 LE)

Changing room with comfort luxury washroom, model I 50 LE with lengthways single beds

Room partitioning and a changing room that is partitioned off from the living/sleeping area with an integrated, floor-to-ceiling wardrobe are created in just two steps.



The luxury bathroom door ① with 3-way function thanks to the double door acts as a room divider between the living/sleeping area and the toilet room at the same time, creating a private changing room. The solid wood sliding door ② in the sleeping area provides further room partitioning and therefore a completely separate changing room.

The luxury bathroom door ① with 3-way function in the closed condition. The double door creates room partitioning from the living/sleeping area and the toilet room at the same time.

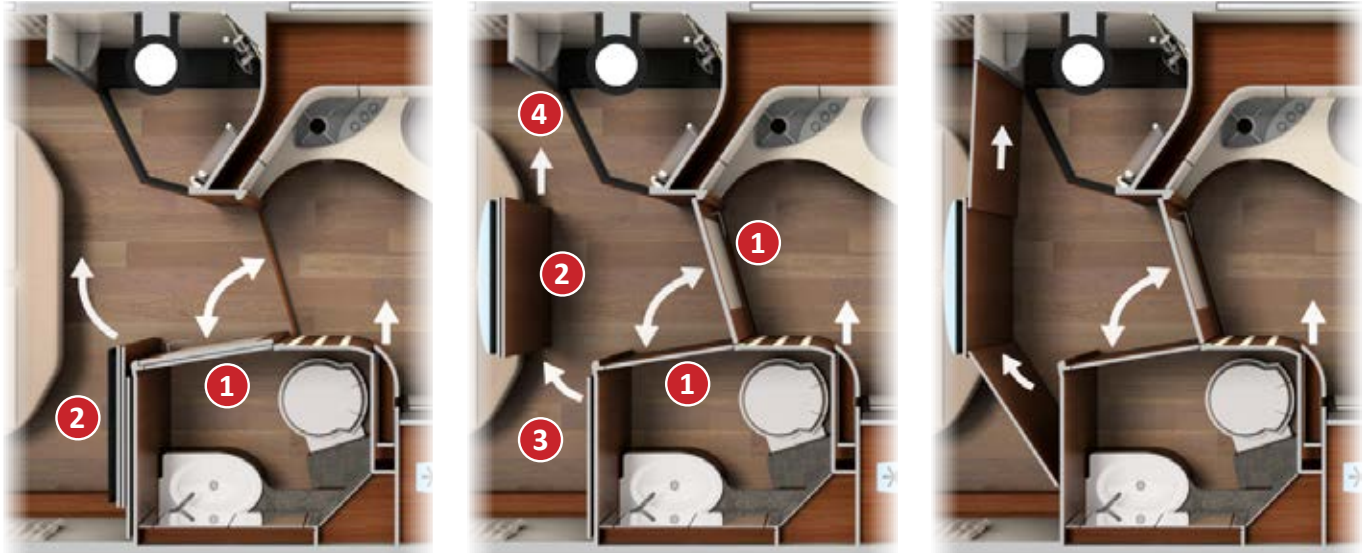
Completely separate changing room with a considerable amount of freedom of movement and integrated, floor-to-ceiling wardrobe, with optional closed toilet room, room partitioning from living/sleeping area or both at the same time.



Completely separate changing room with considerable amount of freedom of movement and spacious comfort luxury washroom

Changing room with comfort luxury washroom, model I 51 QB with queen-size bed

Room partitioning and a changing room that is separated from the living/sleeping area are created in just a few steps.



The luxury bathroom door ① with 3-way function thanks to the double door acts as a room divider between the living/sleeping area and the toilet room at the same time, creating a private changing room. The pull-out TV wall and the room divider ② in the sleeping area provide further room partitioning and therefore a completely separate changing room.

The luxury bathroom door ① with 3-way function in the closed condition. The double door creates room partitioning from the living/sleeping area and the toilet room at the same time. Pull-out TV wall and room divider ② in central position for relaxed viewing. The swivelling wall ③ and the pull-out sliding element ④ in the sleeping area make further room partitioning and a completely separate changing room possible.

Completely separate changing room with a considerable amount of freedom of movement, with optional closed toilet room, room partitioning from living/sleeping area or both at the same time. Central TV position in sleeping area for comfortable viewing.



Spa rain shower with roof dome above, shower corner pillar with dark granite look, indirectly illuminated corner pillar, and shower walls with marble design, including clothes hooks



Spacious washroom and toilet room with large, mirrored cabinet and wash stand base unit with lots of storage space

XL washroom with changing room

XL washroom models I 61 XL LE, I 64 XL QB

- + XL washroom with separate toilet, open washing area and spacious round shower
- + Spacious mirror and wash stand base unit
- + Separate toilet with towel warmer, legroom extension, side window and Mini-Heki skylight
- + XL round shower with waterproof shower insert in same design as living area floor (removable for cleaning)
- + Shower room design with dark granite look, indirectly illuminated corner pillar and shower walls with marble design, including clothes hooks
- + Floor-to-ceiling wardrobe
- + Wooden sliding door including full length mirror
- + Addition warm water underfloor heating: Additional heating coils in double floor area of washroom

Changing room with spacious XL washroom, model I 61 XL LE with lengthways single beds

Room partitioning and a changing room that is partitioned off from the living/sleeping area with an integrated, floor-to-ceiling wardrobe are created in just a few steps.



The solid toilet room door ① is used to partition off the toilet room. The wooden sliding door ② acts as partitioning from the living/sleeping area. The solid wood sliding doors ③ in the sleeping area provide further room partitioning, and therefore a completely separate changing room.

Toilet room door ① in closed condition. The wooden sliding door ② in the closed condition, therefore partitioning from the living/sleeping area.

Completely separate changing room with considerable amount of freedom of movement and integrated, floor-to-ceiling wardrobe and spacious XL washroom.



Completely separate changing room with considerable amount of freedom of movement and spacious comfort XL washroom



Open washing area with designer washbasin and XL round shower with shower tray and corner shower pillar with dark granite look, shower walls with marble design, including clothes hooks



Separate toilet with practical towel warmer and side window



Luxurious spa rain shower, headroom 198 cm



Particularly comfortable for tall travellers: Additional legroom extension in the toilet room

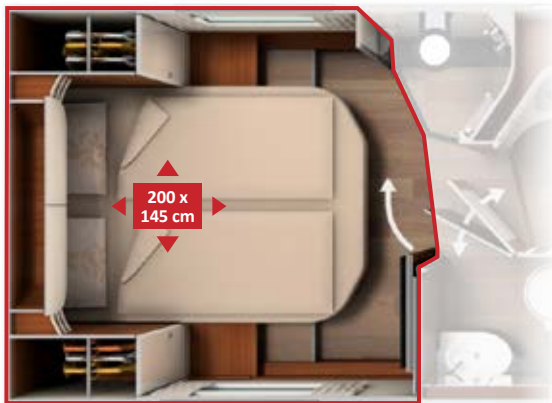
Sleeping area highlights



Lengthways single beds with raisable head sections

- + Carawinx sleeping system – medically recommended, point-elastic under springing system
- + Wardrobes beneath the lengthways single beds, easily accessible from the front and above thanks to the lift function – outstanding interior height due to lowering into the double floor
- + Floor-to-ceiling wardrobe
- + Rear wall design with leather-coated panel and large mirror
- + Sleeping area headliner integrated in the furniture design, high-gloss ivory version with indirect ambient lighting and four LED spotlights
- + Standard TV cabinet, extra long TV pull-out system*
- + High quality 7-zone quality cold foam mattress with breathable climate quilting

Models I 50 LE, I 61 XL LE



Queen-size bed in 200 cm king-sized format with self-supporting head sections

- + Carawinx sleeping system – medically recommended, point-elastic under springing system
- + Two wardrobes at each side of the queen-size bed
- + Two large drawers at the front of the queen-size bed
- + Floor-to-ceiling wardrobe (I 64 XL QB)
- + Unique: Pull-out TV wall and room divider for partitioning off the wash-room area with TV holder, TV enjoyment in two positions possible (I 64 XL QB: Bathroom separable via sliding doors made from solid wood)
- + Rear wall design with leather-coated panel and large mirror
- + Sleeping area headliner integrated in the furniture design, high-gloss ivory version with indirect ambient lighting and four LED spotlights
- + High quality 7-zone quality cold foam mattress with breathable climate quilting

Models I 51 QB, I 64 XL QB



Easy access to wardrobes from the front and above thanks to the lift function



Two drawers at the front of the queen-size bed



The all-round overhead storage compartments and corner shelves provide plenty of storage space



Standard TV cabinet with lengthways single bed models, extra-long TV pull-out system as far as the centre aisle*



Large lengthways single beds with comfort pull-out access steps (I 50 LE, I 61 XL LE)



Large queen-size bed in king-size format (I 52 QB, I 64 XL QB)



Pull-out TV wall and room divider for partitioning off the sleeping area



TV wall and room divider in central position for comfortable viewing



TV wall and room divider with pulled-out swivelling wall and sliding element for complete room partitioning of sleeping area and changing room

Models & Highlights

chic e-line I 50 LE



AL-KO EA/DA



Mercedes-Benz
AL-KO EA/DA

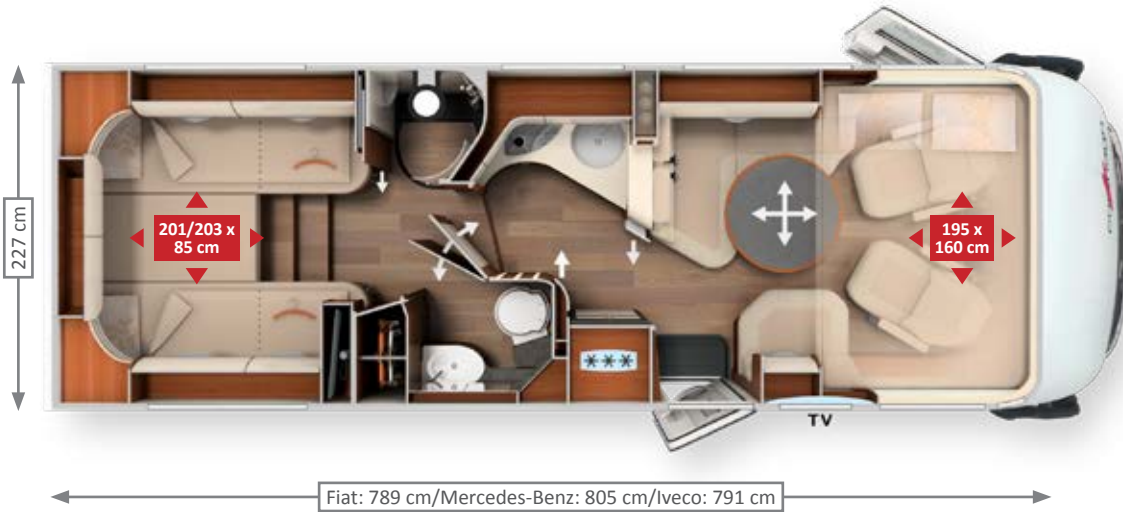
| chic s-plus I 50 LE

IVECO
DAILY

5,6 t / 6,7 t



Patented⁽¹⁾:
Luxury washroom
door with 3 way
function;
Pull-out comfort
access steps



chic e-line | s-plus

chic e-line I 51 QB



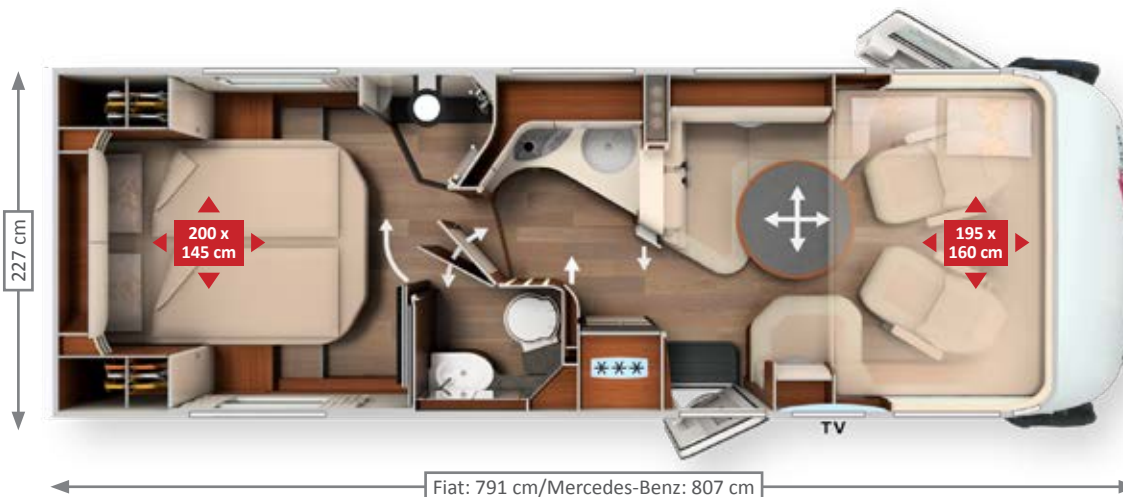
AL-KO EA/DA



Mercedes-Benz
AL-KO EA/DA



Patented⁽¹⁾:
Luxury washroom
door with 3 way
function;
Pull-out TV wall and
room divider;
Pedelec scooter
garage*



- + Large round seating area with luxury living area table, wide side seat bench
- + Large comfort corner kitchen with curved worktop
- + Slide-out storage cabinet integrated in round washroom wall
- + Completely separate changing area thanks to luxury washroom door with 3-way function and sliding door made from solid wood
- + Room high wardrobe integrated in the changing room
- + Large lengthways single beds with pull-out comfort access steps
- + Wardrobes beneath the beds, outstanding interior height due to lowering into the double-floor
- + TV cabinet in sleeping area, with extra-long TV pull-out system for 24" LED flat screen*
- + Mercedes-Benz SA: "Sky Dream Comfort" above driver's cabin instead of drop-down bed



Chassis	Weight ready to drive	Payload* up to	Seats with three-point seat belt	Berths
Fiat Ducato AL-KO low frame 40 heavy EA/DA	3,800 kg / 3,965 kg	1,000 kg / 1,535 kg	4/5*	4/5*
Mercedes-Benz Sprinter AL-KO low frame EA/DA	3,880 kg / 4,045 kg	620 kg / 1,455 kg	3 (SA), 4/5* (DA)	2/3* (SA), 4/5* (DA)
Iveco Daily 5.6 t	4,195 kg	2,215 kg	4/5*	4/5*

- + Large round seating area with luxury living area table, wide side seat bench
- + Large comfort corner kitchen with curved worktop
- + Slide-out storage cabinet integrated in round washroom wall
- + Completely separate changing area thanks to luxury washroom door with 3-way function and pull-out TV wall and room divider
- + Extra-large queen-size bed in 200 cm king-size format, comfortable sleeping width as far as the foot area
- + Two wardrobes at each side of the queen-size bed
- + Two large drawers at the front of the queen-size bed
- + Mercedes-Benz SA: "Sky Dream Comfort" above driver's cabin instead of drop-down bed



Chassis	Weight ready to drive	Payload* up to	Seats with three-point seat belt	Berths
Fiat Ducato AL-KO low frame 40 heavy EA/DA	3,800 kg / 3,965 kg	1,000 kg / 1,535 kg	4/5*	4/5*
Mercedes-Benz Sprinter AL-KO low frame EA/DA	3,880 kg / 4,045 kg	620 kg / 1,455 kg	3 (SA), 4/5* (DA)	2/3* (SA), 4/5* (DA)

Models & Highlights

chic e-line | 61 XL LE



AL-KO DA



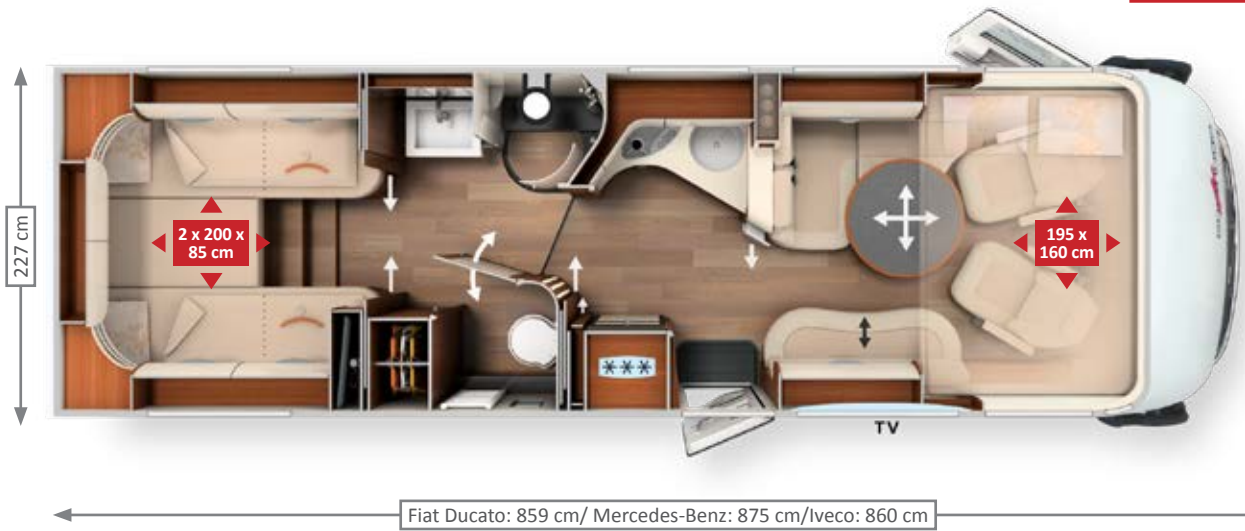
Mercedes-Benz
AL-KO DA

chic s-plus | 61 XL LE

IVECO
DAILY

6,7 t

Patented⁽¹⁾:
Pull-out comfort
access steps



chic e-line | 64 XL QB



AL-KO DA



Mercedes-Benz
AL-KO DA

chic s-plus | 64 XL QB

IVECO
DAILY

6,7 t

Patented⁽¹⁾:
Pedelec scooter
garage*



- + Large XL round seating area with long side sofa, electric TV pull-out system for 40" LED flat screen* behind backrest
- + Large comfort corner kitchen with curved worktop
- + Slide-out storage cabinet integrated in round washroom wall
- + XL washroom, open washing area, spacious round shower, separate toilet with side window, towel warmer and legroom extension, floor-to-ceiling wardrobe
- + Completely separable changing room thanks to solid toilet room door and wooden sliding door
- + Large lengthways single beds with pull-out comfort access steps
- + Additional wardrobes beneath the lengthways single beds, with large interior height due to lowering into the double floor
- + TV cabinet in sleeping area, with extra-long TV pull-out system for 24" LED flat screen*



Chassis	Weight ready to drive	Payload* up to	Seats with three-point seat belt	Berths
Fiat Ducato AL-KO low frame 40 heavy DA	4,165 kg	1,335 kg	4/5*	4/5*
Mercedes-Benz Sprinter AL-KO low frame 40 heavy DA	4,245 kg	1,255 kg	4/5*	4/5*
Iveco Daily 6.7 t	4,635 kg	2,065 kg	4/5*	4/5*

- + Large XL round seating area with long side sofa, electric TV pull-out system for 40" LED flat screen* behind backrest
- + Large comfort corner kitchen with curved worktop
- + Slide-out storage cabinet integrated in round washroom wall
- + XL washroom, open washing area, spacious round shower, separate toilet with side window, towel warmer and legroom extension, floor-to-ceiling wardrobe
- + Completely separable changing room thanks to solid toilet room door and wooden sliding door
- + Extra-large queen-size bed in 200 cm king-size format, comfortable sleeping width as far as the foot area
- + Two wardrobes at each side of the queen-size bed
- + Two large drawers at the front of the bed



Chassis	Weight ready to drive	Payload* up to	Seats with three-point seat belt	Berths
Fiat Ducato AL-KO low frame 40 heavy DA	4,215 kg	1,285 kg	4/5*	4/5*
Mercedes-Benz Sprinter AL-KO low frame 40 heavy DA	4,295 kg	1,205 kg	4/5*	4/5*
Iveco Daily 6.7 t	4,705 kg	1,995 kg	4/5*	4/5*

Exterior



AL-KO SA/DA



Mercedes-Benz
AL-KO SA/DA

IVECO
DAILY

5.6 t / 6.7 t

Standard white

Habitation, vehicle front in white; A-pillar, front, side and rear skirting and wheel arches silver/platinum

Option Silverline

Habitation, vehicle front in silver; A-pillar, front, side and rear skirting and wheel arches silver/platinum

chic e-line on Fiat Ducato



chic e-line on Mercedes-Benz Sprinter



chic s-plus on Iveco Daily



Fiat Ducato front design
(chic e-line)



Mercedes-Benz Sprinter front design
(chic e-line)



Iveco Daily front design
(chic s-plus)

*Right reserved to differences in the colour scheme or individual colour shades, differences in material characteristics and changes to the scope of delivery on the part of the manufacturer. This also applies to colour differences on basic vehicles, insofar as they are a result of changes made by the basic vehicle manufacturer.

Driver's cabin design

Fiat Ducato driver's cabin, chic e-line

"Sky Dream Comfort" option with all-round overhead storage cabinets above driver's cabin and lounge seating area, with Leather Sand Performance world of living



Mercedes-Benz Sprinter driver's cabin, chic e-line

Standard version with drop-down bed and overhead storage cabinets at the sides*, Leather Sand Performance world of living



Iveco Daily driver's cabin, chic s-plus

Standard version with drop-down bed and overhead storage cabinets at the sides, with Leather Ivory world of living



* depending on model

Double floor with huge storage compartment

EASY ENTRY – convenient loading from the outside, easy removal from the inside



Usable height
up to 78 cm

PASSENGERS SIDE



Gas bottle compartment



Scooter garage, load capacity up to 450 kg

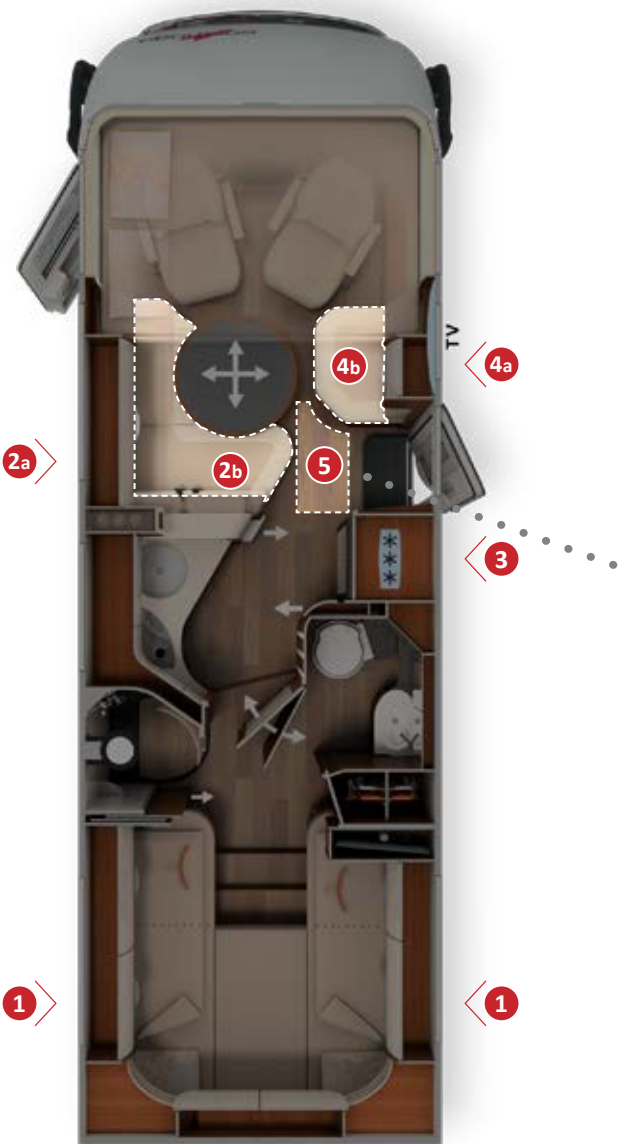
Scooter garage with large interior height thanks to deep lowering, with access from both sides via two large scooter garage doors at the driver and passenger sides



Convenient loading of the double floor storage compartment via a large external hatch




Easy removal of the storage compartment contents from the inside via the lift-up seat bench cover of the round seating area with patented fitting



Your added value

- + **Double floor** with huge, heated storage compartment, usable height up to 70 cm (chic e-line) or up to 78 cm (chic s-plus)
- + **Exterior access** via several large hatches
- + Convenient **interior access** via the seat bench cover of the round seating area, the swing-up side seat bench and the large living area floor hatch
- + **Large, central through-loading space** (interior height up to 22 cm chic e-line/20 cm chic s-plus) with extra-low double floor storage compartment (usable height up to 46 cm chic e-line/20 cm chic s-plus), also conveniently loadable through the main cabin XL habitation door via the large, self-supporting living area floor hatch
- + The entire double floor is heated with a **climate storage function** and underfloor heating effect

DRIVERS SIDE



Large, additional double floor storage compartment with separate exterior hatch*



Convenient loading of the double floor storage compartment via a large external hatch

Load from the outside



Large living area floor hatch in the entrance area: Also conveniently loadable from the outside with the XL habitation door open



Convenient removal of contents via lift-up side seat bench

Unload from the inside

On-board equipment

Electrical equipment, water supply, warm air storage heating system



Alde warm water heating



Double floor

with climate storage function and underfloor heating effect




Capacity

235 l fresh water tank
185 l/200 l waste water tank
2 x 80 Ah gel battery
(can be increased to 3 x 80 Ah)
Optional: Ceramic fixed tank toilet



Additional heat radiation in driver's cabin area

by means of heat convectors, therefore less cold radiation into the driver's cabin / living area from the windscreen



Aluminium wall heating effect

on the insides of the wall: Heat storage and wall heating at the same time with 1000-times better heat conduction than conventional wooden interior walls



ALDE warm water central heating

with numerous convectors throughout the climate storage double floor, the living area, in the scooter garage, the driver's cabin and in the cold-sensitive door entrances. Heat booster beneath the driver's seat



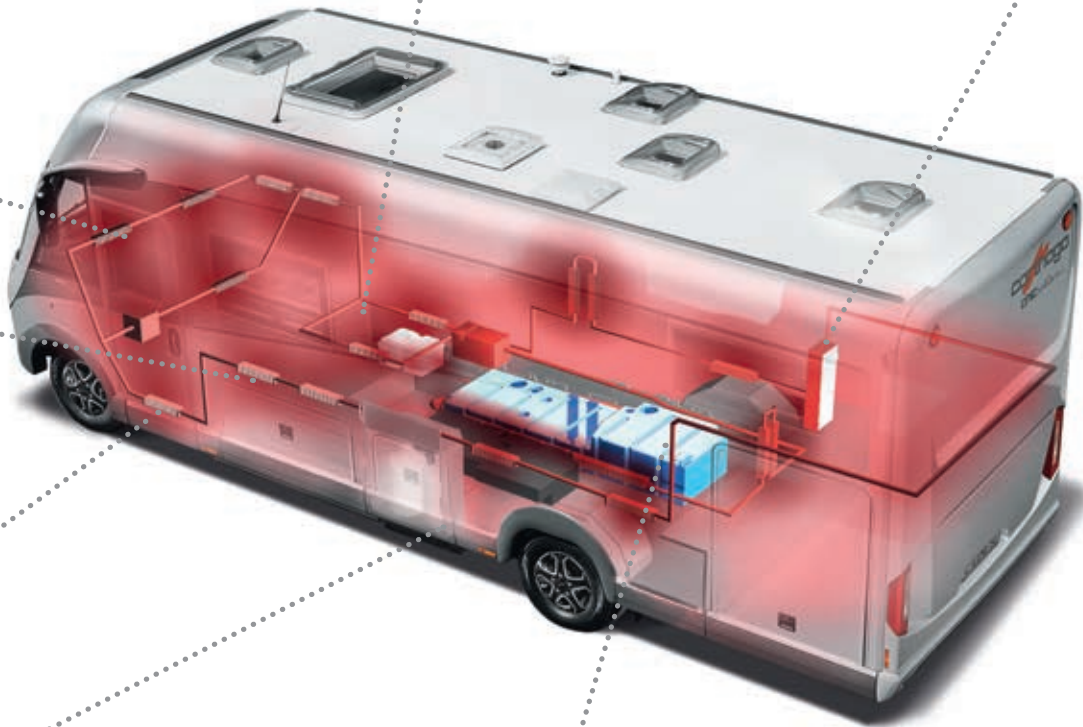
Battery centre

gel batteries 2 x 80 Ah in heated double floor and main power switch. Fiat single axle vehicle: Battery centre lowered into climate storage double floor storage compartment at passenger side, optional 90 Ah lithium-ion battery including battery computer and separate touch display



Electrical centre

easily accessible in scooter garage



“easy change” gas bottle compartment

extra-low, one-handed hatch operation, convenient replacement of individually accessible gas bottles



Central water drain

and water tanks in the frost-proof double floor; can also be operated from the outside through the XL habitation door

Standard features

“Coming Home” function



with remote control in main key for simultaneous activation of central locking and exterior lighting

“Carthago best view” bus mirror



with large main mirror and wide-angle mirror

Coach windscreen wipers wiping in opposing directions



with extended wiping area and field of view (chic s-plus)

Passengers cabin door



with safety double locking system, electric window and low door entrance

Carthago full LED front headlights



with dipped and main beam and daytime driving lights with LED fibre optics – fatigue-free driving even at dusk and during the night due to optimum road surface illumination

Stylish GRP bus rear



with separate rear bumper, and rear lights with modern dynamic LED indicators

XL habitation door "Safetyluxe"



with extra-strong and stable door, wider entrance size of 63 cm, large door window, secure double locking, three high-stability parallelogram steel hinges, integrated pleated blackout blind and insect screen roller blind

Electric pleated windscreen blind



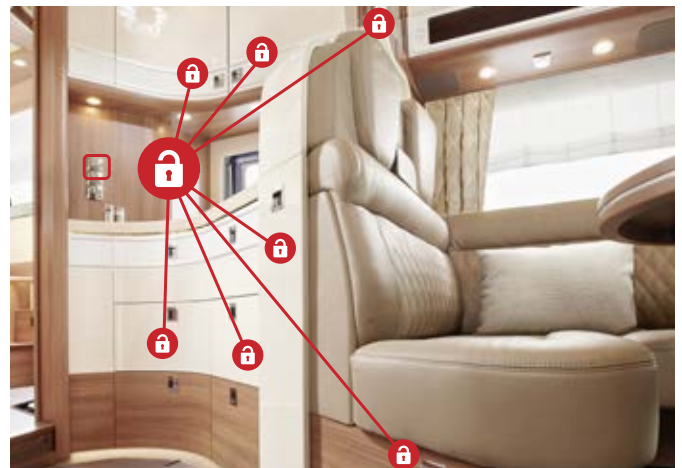
with individually programmable privacy and sun visor function

Ambient lighting



with infinitely variable dimming function (mood light)

Electric central locking




in kitchen area including bar cabinet and shoe cabinet

Comfort luxury washroom or XL washroom



with modern rain shower and headroom of 198 cm in the shower and an additional hand shower*

Carawinx sleeping system



with medically recommended, point-elastic under-springing system and 7-zone quality cold foam mattress incl. raisable head section

* depending on model



**IVECO
DAILY**

AL-KO EA/DA

5.6 t / 6.7 t

Liner-for-two

new generation

Round rear lounge seating area with electrically extendible TV lounge

Unique 4-room concept

Sets standards among motorhomes with a rear lounge seating area: electrically lowering lengthways single beds at the front with spacious, continuous sleeping area, exclusive round lounge seating area at the rear, and an extra-wide kitchen with an elegantly curved kitchen work surface and a comfort luxury washroom in between. Discover the unique sophisticated features of the liner-for-two!

Available on the Fiat Ducato AL-KO single axle/double axle and the Iveco Daily 5.6 t/6.7 t.



Weight class

- + Model 53: Fiat Ducato AL-KO single axle with permissible gross weight of up to 4.8 t or Iveco Daily with permissible gross weight of up to 5.8 t
- + Model 53 L: Fiat Ducato AL-KO twin axle with permissible gross weight of up to 5.5 t or Iveco Daily with permissible gross weight of up to 6.7 t



AL-KO SA/DA



5.6 t / 6.7 t

Chassis

- + Fiat Ducato standard safety package: Airbag, ABS, ESP, ASR, electronic immobiliser, Hillholder, Traction Plus, Hill Descent Control, automatic start/stop, cruise control, stability control for trailers, collision braking system, side wind assistant (single axle)
- + Iveco Daily safety package as standard: ESP, ABS, electric immobiliser, ASR, Hillholder
- + Carthago driver's cabin visibility concept
- + Carthago full LED headlights (dipped beam and main beam) including LED daytime driving lights
- + XL habitation door "Safetylux" with extra-strong and stable door, wider passage dimensions of 63 cm and large door window



Living comfort

- + Round rear lounge seating area, unique 4-room concept
- + Optional: TV lounge and electrically extendible 40" LED flat screen
- + Large, curved kitchen with elegant kitchen work surface with vertical waveform for visual room partitioning, with storage cabinet and sliding door opposite
- + Comfort luxury washroom with separable changing room and floor-to-ceiling wardrobe
- + Electrically lowerable lengthways single beds with continuous sleeping area up to 200 cm in length
- + All of this with a vehicle length of just 7.83 metres



Storage space

- + Double floor with huge heated storage compartment with usable height of up to 57 cm
- + Large, central through-loading space (interior height of up to 36 cm*) with large double floor storage compartment (usable height up to 36 cm*), conveniently loadable via a large, self-supporting living area floor hatch, extra-deep double floor external storage compartment (height 63 cm, width 110 cm)
- + Pedelec scooter garage, interior height up to 114 cm (model 53), extra-large scooter garage with interior height of up to 145 cm (model 53 L), loadable up to 450 kg*



Self-sufficiency / equipment

- + 210 l fresh water, 155 l waste water
- + 2 x 80 Ah gel battery (extendible to 3 x 80 Ah)



Air conditioning/heating

- + ALDE warm water heating, real warm water underfloor heating in the seating group area
- + Double floor with underfloor heating effect
- + Carthago driver's cabin thermal concept



* depending on model

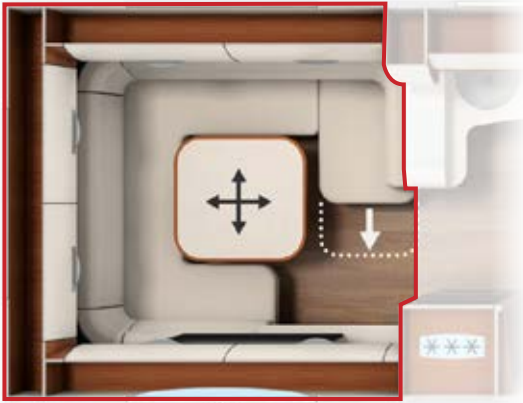
siena bicolor world of style as standard

Ivory leather world of living | picture shows I 53 L





Living area features



TV

Model I 53

Large round lounge seating area

- + Siena bicolor world of style with summer chestnut furniture décor and overhead cabinet doors with bicolor look in high gloss ivory
- + Large round rear lounge seating area with an ample amount of room and a unique, comfortable TV viewing position for two persons
- + Large luxury living room table with exclusive real wood profile, movable in two directions
- + Elegant corner shelves at both sides in rear
- + Three large panorama windows in the round lounge seating area
- + Heki III panoramic skylight above round lounge seating area
- + Electrically extendible television lounge*
- + 40" LED flat screen, including electric pull-out system*
- + Exclusive living area sideboard with USB and 230 V socket, three drawers and large cabinet door
- + Living area wardrobe with mirror unit and three Carthago coat hooks in the entrance area
- + Additional warm water underfloor heating: additional heating coils in double floor area of round lounge seating area



TV

Model I 53 L

Large round lounge seating area with additional rear storage

- + Siena bicolor world of style with summer chestnut furniture décor and overhead cabinet doors with bicolor look in high gloss ivory
- + Large round rear lounge seating area with an ample amount of room and a unique, comfortable TV viewing position for two persons
- + Large luxury living room table with exclusive real wood profile, movable in two directions
- + Storage area behind the round rear lounge seating area with two storage compartments, easily accessible via storage hatches (driver's side), USB and 230 V sockets
- + Bar cabinet for glasses with interior lighting, wine bottle pull-out (rear shelf at passenger side)
- + Three large panorama windows in the round lounge seating area
- + Heki III panoramic skylight above round lounge seating area
- + Electrically extendible television lounge*
- + 40" LED flat screen, including electric pull-out system*
- + Exclusive living area sideboard with USB and 230 V socket, three drawers and large cabinet door
- + Living area wardrobe with mirror unit and three Carthago coat hooks in the entrance area
- + Additional warm water underfloor heating: additional heating coils in double floor area of round lounge seating area



Electrically extendible TV lounge* with automatic backrest tilt adjustment



Second Heki III above the round lounge seating area, 3rd/4th seat with seat belt while driving, Relax headrests in the round lounge seating area*

Kitchen highlights



Large, curved kitchen

- + Large, curved kitchen worktop with Corian anti-drip edge
- + "Profi Gourmet" 3-ring hob with glass cover, robust cast iron trivet and easy-clean glass base
- + Raised kitchen work surface with vertical waveform for visual room partitioning with a large storage cabinet and sliding door running in the opposite direction
- + Six large drawers
- + Two separate waste bins integrated in kitchen work surface
- + Electric central locking in the kitchen area including kitchen work surface, drawers and overhead storage compartments
- + 153 l fridge opposite with door opening at both sides and separate freezer compartment
- + Slide-out storage cabinet integrated in round washroom wall
- + Sink cover as additional storage area
- + Capsule coffee maker including pull-out system* in overhead storage cabinet

Model I 53, I 53 L



Large, curved kitchen, with raised kitchen work surface with vertical waveform



Capsule coffee maker incl. pull-out system*



Raised kitchen work surface with large storage cabinet and sliding door running in the opposite direction



Pull-out storage cabinet can also be used as an extended work surface

* optional

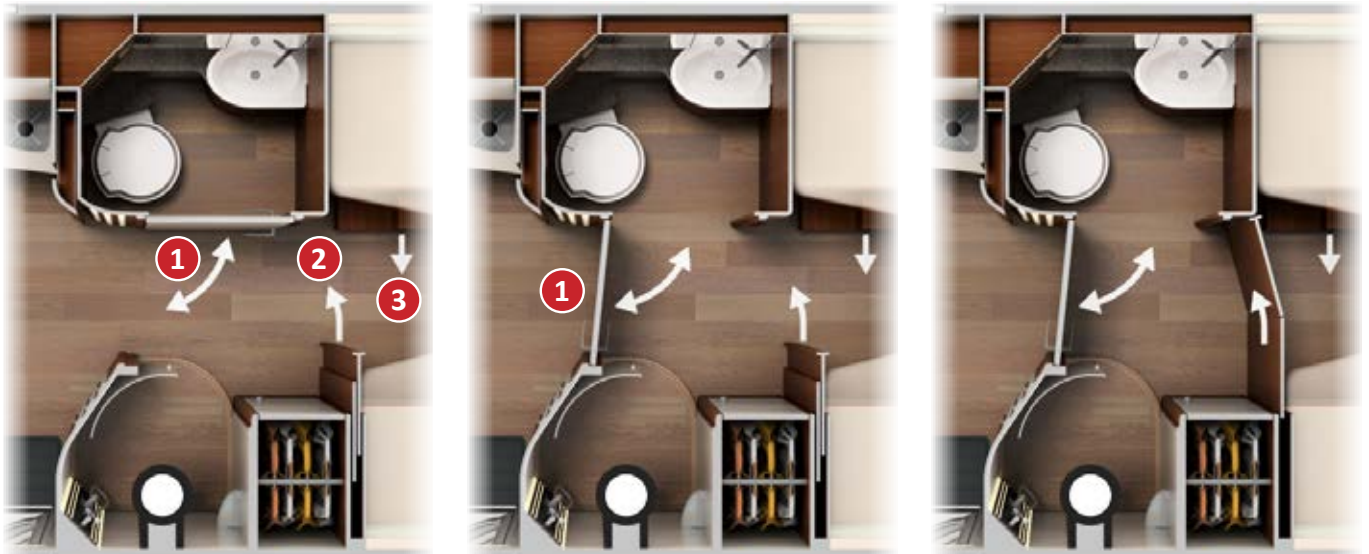
Comfort luxury washroom with changing room

Comfort luxury washroom models I 53, I 53 L

- + Comfort luxury washroom with separate shower room
- + Large washroom with wash stand base unit, laundry basket and large mirrored cabinet
- + Spa rain shower with shower room design with dark granite look, indirectly illuminated corner pillar and shower walls with marble design incl. clothes hooks, waterproof shower insert in same design as living area floor
- + Washroom door in high gloss ivory with horizontally integrated chrome inlays
- + Floor-to-ceiling wardrobe with two clothes rails and a shelf in the changing room; Wardrobe door in high gloss ivory with horizontally integrated chrome inlays
- + Two large sideboards with several large linen drawers

Changing room with comfort luxury washroom, model I 53 with electrically lowerable lengthways single beds


In this way, a room divider and a changing room that is separate from the living/sleeping area with an integrated, floor-to-ceiling wardrobe are created in just two steps.



The luxury washroom door **1** is also used as a room divider from the living/sleeping areas, and creates a private changing room at the same time. The solid wood sliding door **2** in the sleeping area provides additional room partitioning and therefore a completely separate changing room. The wooden sliding door **3** beneath the lengthways single beds prevents the ingress of cold from the driver's cabin.

When it is closed, the luxury washroom door **1** creates a room divider from the living / sleeping areas.

Completely separate changing room with considerable amount of freedom of movement and an integrated, floor-to-ceiling wardrobe.



Comfortable luxury washroom with separate spa rain shower



Floor-to-ceiling wardrobe with two clothes rails and shelf for individual organisation



Washroom door in high gloss ivory with horizontally integrated chrome inlays

Sleeping area highlights



Electrically lowerable lengthways single beds

- + Large sleeping dimensions and continuous sleeping surface
- + Carawinx sleeping system – medically recommended, point-elastic under springing system
- + Bed can be moved extra-low for easy access to the bed via the extending access steps and extra-high sitting height/headroom
- + Two side windows in the sleeping area, Mini-Heki roof hatch above bed access
- + High quality 7-zone quality cold foam mattress with breathable climate quilting
- + Sliding doors beneath drop-down bed to prevent the ingress of cold from the driver's cabin

Model I 53, I 53 L



Electrically lowerable lengthways single beds with pull-out access steps and sliding doors to prevent the ingress of cold



The lowerable lengthways single beds are wonderfully integrated into the living area

Office and TV room package*



Rotating driver's seats, pull-out table top, additional USB and 230 V sockets and TV bracket with adjustable height, including 24" LED flat screen. The perfect mobile workplace for on the road or for business use

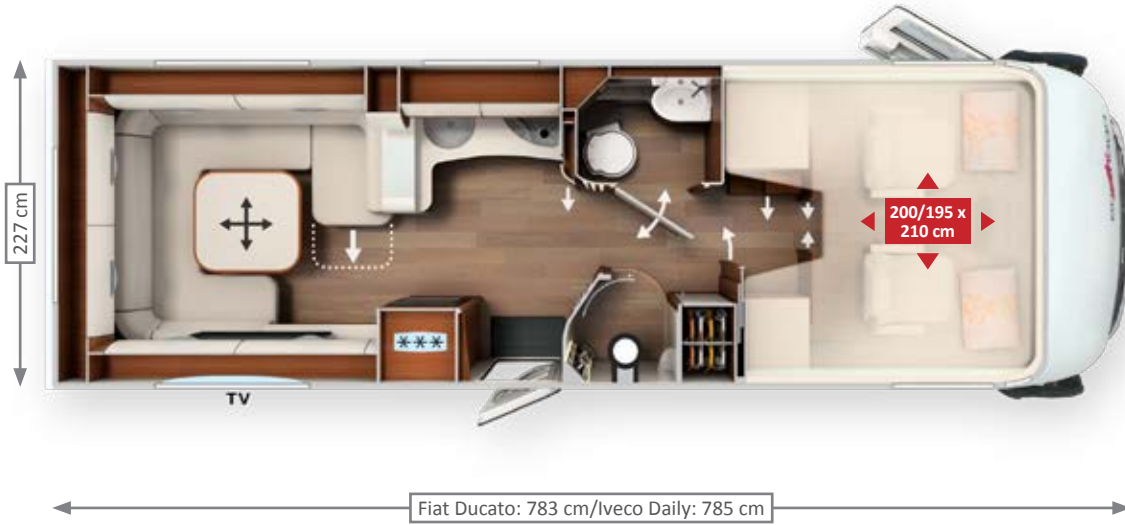
* optional

Models & Highlights

liner-for-two I 53




Patented⁽¹⁾:
Pedelec scooter
garage



liner-for-two I 53 L



- + Unique layout design with exclusive round rear lounge seating area and innovative 4-room partitioning over a vehicle length of just 7.83 m or 7.85 m
- + Electrically lowerable lengthways single beds with large sleeping dimensions and continuous sleeping area
- + Comfort luxury washroom with separate spa rain shower
- + Completely separate changing room thanks to luxury washroom door and solid wood sliding door
- + Floor-to-ceiling wardrobe with two clothes rails and shelf integrated in the changing room
- + Living area wardrobe with mirror unit and three Carthago coat hooks in the entrance area
- + Patented Pedelec scooter garage (Fiat model including wheel lowering at passenger side), interior height 114 cm (maximum handlebar height for Pedelec / scooter at passenger side), garage height outside wheel recess 93.5 cm (Fiat) and 105.5 cm (Iveco), roller garage loadable up to 450 kg (model 53 Fiat: 350 kg)




Fiat Ducato




Iveco Daily

Chassis	Weight ready to drive	Payload* up to	Seats with three-point seat belt	Berths
Fiat Ducato AL-KO low frame 40 heavy	3,805 kg	995 kg	2/4*	2/4*
Iveco Daily 5.6 t	4,235 kg	1,565 kg	2/4*	2/4*

- + Expansive feeling of spaciousness in round rear lounge seating area with additional storage area with glass display cabinets
- + Electrically lowerable lengthways single beds with large sleeping dimensions and continuous sleeping area
- + Comfort luxury washroom with separate spa rain shower
- + Completely separate changing room thanks to luxury washroom door and solid wood sliding door
- + Floor-to-ceiling wardrobe with two clothes rails and shelf integrated in the changing room
- + Living area wardrobe with mirror unit and three Carthago coat hooks in the entrance area
- + Extra-large scooter garage, interior height 128 cm (Fiat) and 145 cm (Iveco), scooter garage loadable up to 450 kg



Fiat Ducato



Iveco Daily

Chassis	Weight ready to drive	Payload* up to	Seats with three-point seat belt	Berths
Fiat Ducato AL-KO low frame 40 heavy DA	4,185 kg	1,315 kg	2/4*	2/4*
Iveco Daily 6.7 t	4,625 kg	2,075 kg	2/4*	2/4*

Exterior



IVECO
DAILY

AL-KO SA/DA 5.6t/6.7t

Standard white

Habitation, vehicle front in white; A-pillar, front, side and rear skirts and wheel arches in silver/platinum (picture shows Fiat Ducato)



Option Silverline

Habitation, vehicle front in silver; A-pillar, front, side and rear skirts and wheel arches silver/platinum (picture shows Iveco Daily 5.6 t)



Fiat Ducato front design

Iveco Daily front design

Fiat Ducato rear design

Iveco Daily rear design

Subject to differences in the colour scheme or individual colour shades, differences in material characteristics and changes to the scope of delivery on the part of the manufacturer. This also applies to colour differences on basic vehicles, insofar as they are a result of changes made by the basic vehicle manufacturer.

Driver's cabin design

Fiat Ducato driver's cabin design

With Sand leather world of living



Iveco Daily driver's cabin design

With Ivory leather world of living



Double floor with huge storage compartment

EASY ENTRY – convenient loading from the outside, easy removal from the inside



Usable height
up to 57 cm

PASSENGERSIDE



Gas bottle compartment



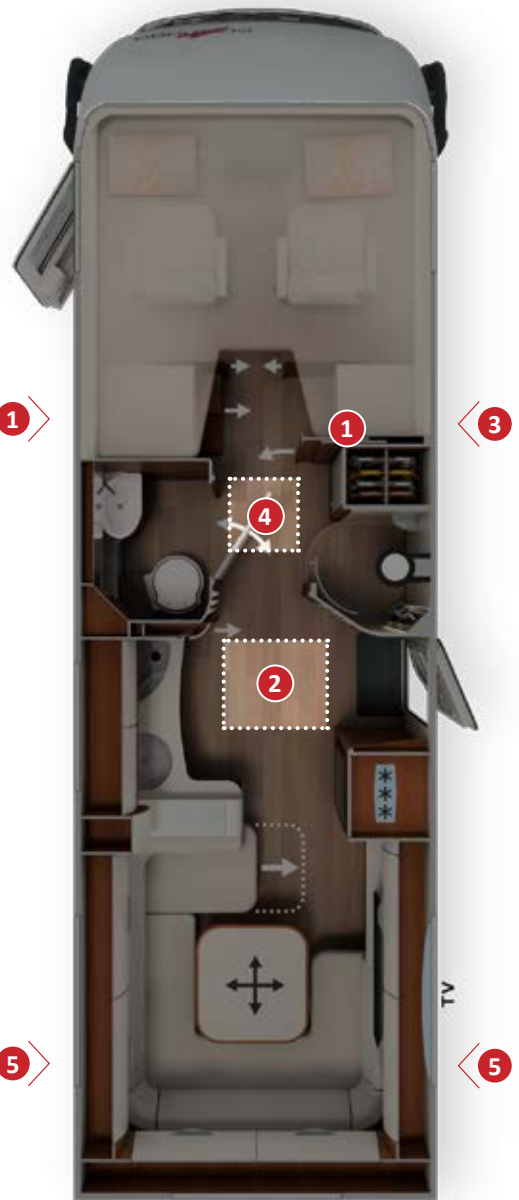
Convenient loading of the double floor storage compartment via a large external hatch



Huge through-loading storage compartment, loadable via two exterior hatches



Additional, huge living area floor hatch in double floor in changing room



Load from the outside

Unload from the inside



Your added value

- + **Central double floor** with huge, heated storage compartment, usable height up to 50 cm (Fiat Ducato) or 57 cm (Iveco Daily)
- + **Exterior access** via several large hatches
- + Convenient **interior access** via two large living area floor hatches
- + **Large, central through-loading compartment** (interior height 36 cm/Fiat; 33 cm/Iveco), also conveniently loadable through the XL habitation door via a large, self-supporting living area floor hatch
- + **Extra-deep double floor exterior storage compartment** (height 63 cm, width 110 cm)
- + The entire double floor is heated with a **climate storage function** with underfloor heating effect



DRIVERS SIDE




Large living area floor hatch in the entrance area: also easy to load from the outside when the XL habitation door is open




Convenient loading of the double floor storage compartment via an additional large exterior hatch

Load from the outside



liner-for-two | 53 on Fiat Ducato AL-KO with wheel recess/handlebar height extension




liner-for-two | 53 on Iveco Daily 5.6 t with handlebar height extension

Scooter garage variants



liner-for-two | 53 on Fiat Ducato AL-KO DA



liner-for-two | 53 on Iveco 6.7 t

On-board equipment

Electrical equipment, water supply, warm air storage heating system



Alde warm water heating




Double floor

with underfloor heating effect and real warm water underfloor heating



Capacity

210 l fresh water tank
155 l waste water tank
2 x 80 Ah gel battery
(extendible to 3 x 80 Ah) or
1 x 90 Ah lithium-ion battery
(extendible to 2 x 90 Ah)



Aluminium wall heating effect

on the insides of the walls: Heat storage and wall heating at the same time, with 1,000 times better heat conduction than conventional wooden interior walls




Alde warm water heating

with numerous convectors throughout the double floor and the living area, and in the scooter garage, the driver's cabin and the door entrances. Heat booster beneath the driver's seat. Real warm water underfloor heating in the seating group area



Central water drain in double floor

can also be operated from the outside through the XL habitation door. Large fresh and waste water tank volumes, protected from frost and with optimum centre of gravity in the double floor, central water drain in the double floor, water supply via a pressure pump system



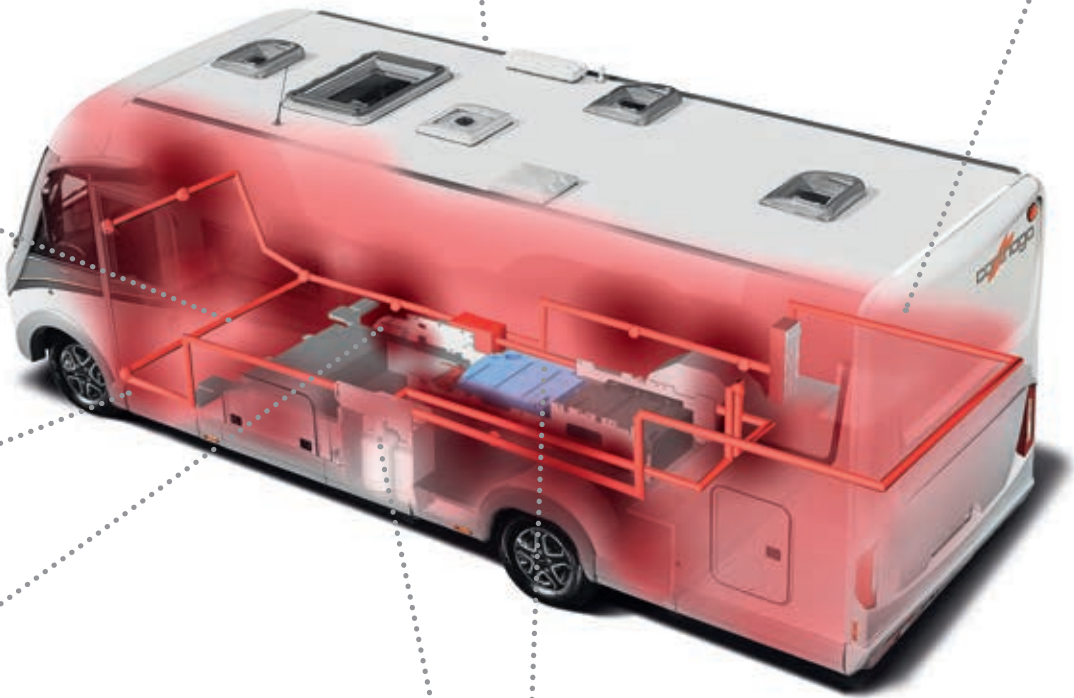
Battery centre

2 x 80 Ah gel batteries in heated double floor and main battery switch, optional 90 Ah Lithium-ion battery including battery computer (extendible) and separate touch display



Electrical centre

easily accessible in scooter garage



“easy change” gas bottle compartment

extra-low, one-handed hatch operation, convenient replacement of individually accessible gas bottles



Heated technical components

Areas which are sensitive to cold are provided with targeted heating in a Carthago motorhome: all technical components such as tanks, batteries, storage compartments, doorways, etc. This is the guarantee of full functionality, even at low minus temperatures

Standard features

“Coming Home” function



with remote control in main key for simultaneous activation of central locking and exterior lighting

“Carthago best view” bus mirror



with large main mirror and wide-angle mirror

Full LED headlights



including radiator grille with double chromium bars; Additional with Iveco Daily: coach windscreen wipers wiping in opposing directions

Passengers cabin door



with safety double locking system, electric window and low door entrance

XL habitation door “Safetyluxe”



with extra-strong and stable door, wider entrance size of 63 cm, large door window, secure double locking, three high-stability parallelogram steel hinges, integrated pleated blackout blind and insect screen roller blind

Scooter garage hatches



Each with two gas pressure rods and pulling loop, can be swivelled upwards

Practical exterior shower



with warm and cold water in scooter garage

Luxury washroom with spa rain shower



with shower room design in dark granite look, indirectly illuminated corner pillar and shower wall in marble design, headroom of 198 cm in the shower and an additional hand shower

Ambient lighting



with infinitely variable dimming function (mood light)

Electric central locking



in the kitchen area including kitchen work surface, drawers and overhead storage compartments

Electrically lowerable drop-down bed



above the driver's cabin area with continuous sleeping area and "Carawinx" sleeping system

Cold protection sliding doors



beneath the drop-down bed to prevent the ingress of cold from the driver's cabin in the sleeping configuration

Worlds of living

Large selection – the upholstery collections from Carthago

	Collection	c-compactline		c-tourer		chic c-line		chic c-line superior	chic e-line chic s-plus	liner-for-two
		epic	casablanca	epic	casablanca	linea moderna	linea progressiva	linea siena	linea nobile/linea chiara	siena bicolor
	World of style	●	●	●	●	●	●	●	●	-
Antara fabric	Barcelona (23)	●	●	●	●	●	●	●	●	-
	Venezia	●	●	●	●	●	●	●	●	●
	Cambridge	●	●	●	●	-	-	-	-	-
	Rome	●	●	●	●	-	-	-	-	-
Textile leather / fabric	Malaga	○	○	○	○	○	○	○	-	-
	Davos	○	○	○	○	○	○	○	-	-
Part leather	Ivory part leather	○	○	○	○	○	○	○	○	○
	Macchiato part leather (23)	○	○	○	○	○	○	○	○	○
	Ivory Supreme part leather	-	-	-	-	○	○	○	○	○
	Sand Supreme part leather	-	-	-	-	○	○	○	○	-
Leather	Ivory leather	○	○	○	○	○	○	○	○	○
	Sand leather	○	-	○	-	○	○	○	○	○
	Macchiato leather	○	○	○	○	○	○	○	○	○
	Sand Performance leather	-	-	-	-	-	-	-	○	○
	Macchiato Performance leather	-	-	-	-	-	-	-	○	○

● Standard equipment ○ Optional equipment - Not available depending on model

Your added value

- + **Highly effective stain protection**
Fluids do not penetrate into the fabric, so the majority of stains can be easily wiped off with a damp cloth.
- + **Excellent anti-fade properties**
- + **Hard-wearing and easy to look after**
- + **Washable curtains and decorative cushion covers**
- + **Antibacterial mattress cover**



Highly effective stain protection systems protect your upholstery

Upholstery design

c-compactline Super-Lightweight | c-tourer Lightweight | c-tourer Comfort



The seating areas of the c-compactline and c-tourer model series emanate sporty lightness with their dynamic contrasting inserts. This is emphasised by the modern double-stitched seams, which underline the high quality claim. These double-stitched seams are in a contrasting colour in the Sand leather and Macchiato leather collections. In the Malaga collection, elegant contrasts are provided by additional piping.

chic c-line | chic e-line | chic s-plus | liner-for-two new generation



The seating areas of the chic c-line to the liner-for-two series provide an elegant living room atmosphere. Piping or high-quality double-stitched seams are used as style elements at the edges of the upholstery. In the Sand leather and Macchiato leather collections, these double-stitched seams are in a contrasting colour and combined with piping in the same colour. In the “Malaga” collection, contrast is provided by piping and an additional stripe. The Part leather supreme collections combine the most sophisticated materials from well-known Hitex® manufacturer “Rohleder” with fine leather. For high-end premium leather workmanship in our vehicles we have the Performance collections, which impress with their elaborately quilted leather inserts in the manufacturing style.

Worlds of living*

Very high quality Antara / fabric combination:

Antara with highly effective "Teflon Repel" stain protection, contrasting fabric with dirt-repellent stain protection

Barcelona (23)



Venezia



Cambridge



Rome



Very high quality leather / fabric combination:

leather with outstanding quality, contrasting fabric with dirt-repellent stain protection

Ivory part leather



Macchiato part leather (23)




Ivory Supreme part leather

ROHLEDER
DIE HITEX MANUFATUR



Sand Supreme part leather

ROHLEDER
DIE HITEX MANUFATUR



Very high quality textile leather / fabric combination:

extremely hard-wearing textile leather in soft Nappa quality, contrasting fabric with dirt-repellent stain protection

Malaga



Davos



Very high quality leather finish:

classy combination of leather with outstanding quality

Ivory leather



Sand leather



Macchiato leather



Sand Performance leather



Macchiato Performance leather



The Carthago Premium DNA

More than a good feeling

Innovative thinking, an eye for detail, extravagant solutions and consistent development focus on a high degree of practical use, the perfect combination of **high-tech lightweight construction materials**, intelligent processing and **pioneering spirit**: these are the ingredients for our unique overall vehicle concept.

They are deeply rooted in our **Carthago Premium DNA**. It is an incentive and an obligation at the same time: The Carthago Premium DNA is our value promise to each Carthago customer, and brings together that which characterises every one of our motorhomes. And at the same time, it is an expression of that which makes Carthago different from other motorhomes. Our core expertise is in motor-

homes in the liner premium class. This because our **40 years of experience** flow into every stage of development and manufacturing. We think that only the best is good enough for your comfort and safety! The materials and construction technologies that we use and the demands that are made of their weight and stability have many similarities to aviation technology.

In this way we can offer you a high degree of durability and value retention, safety, protection and comfort. This makes each Carthago motorhome something special, and therefore a **synonym for exclusivity and quality**. Or, to put it simply, Carthago stands for "The Motorhome".

Long-lasting. High stability.

Carthago Liner premium-class body construction

Space guaranteed.

Carthago double floor with large storage compartment

Well-balanced. Optimum distribution.

Carthago payload & weight and balance





Well-being – all year round.

Carthago heating & air conditioning technology

Safe on the road.

Carthago driver's cab visibility concept with industry leading result

Unique. Unmistakable. Extravagant.

Carthago Personality




Liner premium-class body construction

Advanced technology inspired by aircraft construction


Carthago bodies have strong and durable connections. Where others use screw connections, we apply high-tech. As well as a high degree of stability, a main body reinforced with **frame members** and **special bonding technologies** also provides a clear advantage with regard to safety.

The frame member for connecting the floor and the side walls acts as **side collision protection** if the worst comes to the worst. Thanks to features inspired by aircraft construction, the main cabin is not only highly stable, but also light and torsionally rigid.



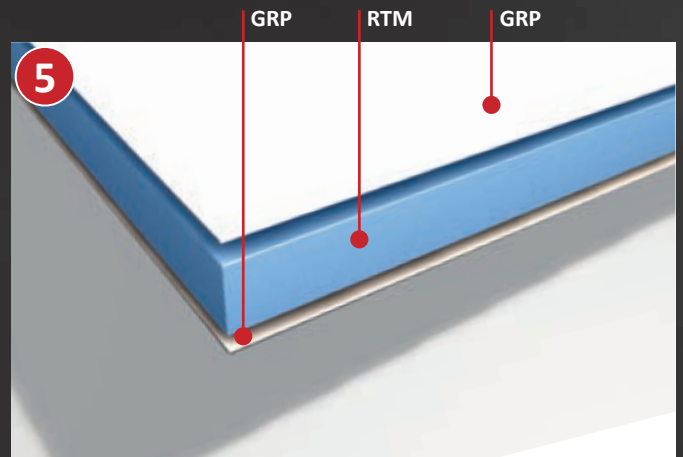
Carthago roof/wall connection

The typical Carthago curved roof is not only an unmistakable design element but with the frame members on the inside, it makes a decisive contribution to the rigidity of the main cabin. And all of this without any thermal bridges whatsoever. Another safety plus: less sensitivity to side wind.



Carthago low-level scooter garage

Deep lowering of the scooter garage means maximum storage space and minimal effort when loading. An extremely strong wall to floor connection due to form-fitted and bonded frame members provides a load-bearing capacity of up to 450 kg.



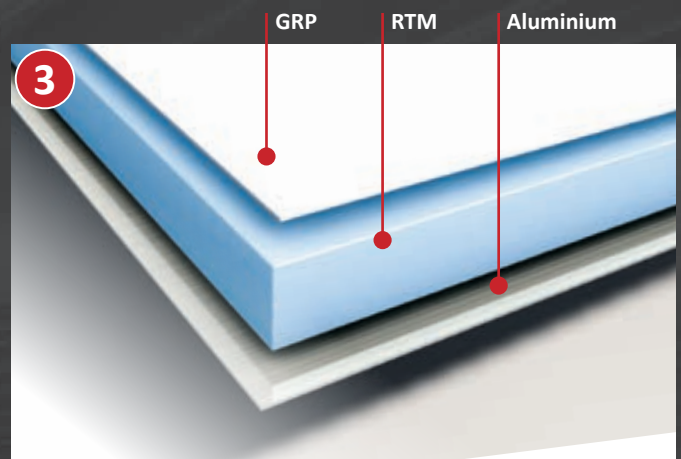
Carthago floor panel

Provides all-round protection. The lower and upper sides are made from GRP, and between them there is a hard foam insulating core made from RTM Styrofoam. The high-stability floor has lifelong protection against humidity and rotting.



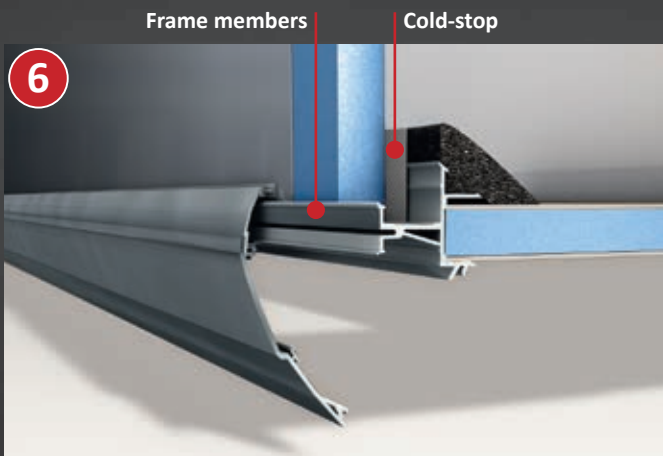
Your added value

- + **Body connection with high-stability frame members**
- + **Durability and value retention** for many years
- + **Perfect insulation and heat storage**
- + **Maximum body stability** and torsion resistance, the decisive contribution for driving comfort and driving safety
- + **Light vehicle weight** due to self-supporting body design
- + **100 percent wood-free body** no rotting possible – also over the long term




Carthago roof structure

Having GRP on the exterior means protection from hail, and having aluminium on the interior means protection against lightning strikes. The aluminium interior also takes over the function of heat storage in winter.



Carthago floor/wall connection

Provided at both sides via a high-stability frame member. Similarly to aircraft construction, it is form-fitted and bonded along the entire length. And if the worst comes to the worst, it has the effect of side collision protection. An integrated thermal bridge stop reliably prevents any thermal bridges.



Carthago side wall construction

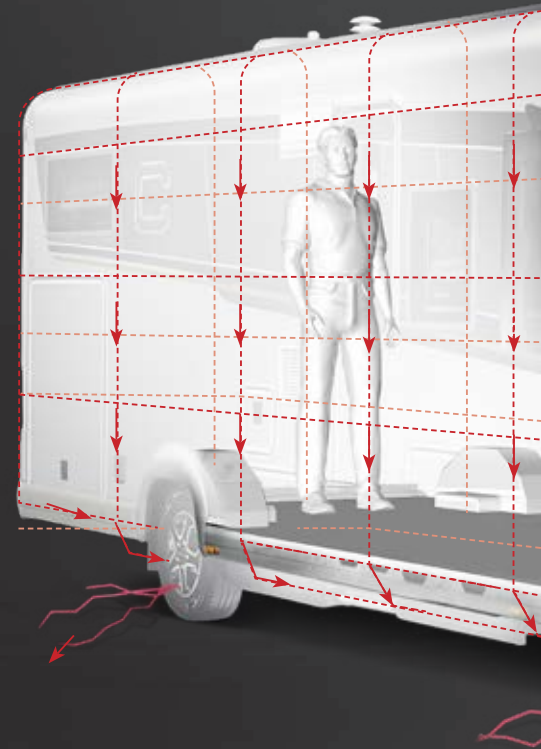
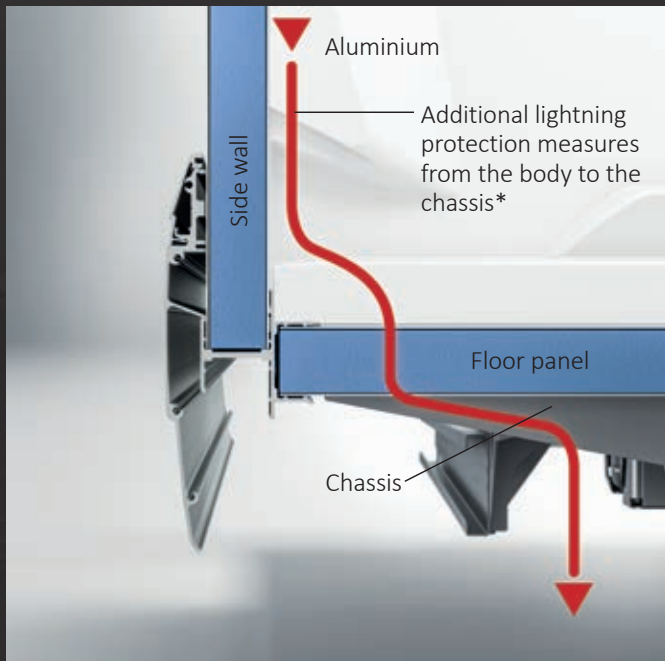
Having aluminium not just on the exterior but also the interior of the walls is a prerequisite for efficient heat storage. This produces the typical Carthago well-being climate. The homogeneous heat radiation acts like a wall heater.

Liner premium-class body construction

Longevity, protection and value retention

The Carthago body construction consistently orients itself to what Carthago drivers want: long-term carefree driving and value retention. We therefore rely on **long term quality**. GRP and aluminium are used where they are most effective. For your protection and comfort, even in the event of hail,

moisture, lightning and cold conditions. The unique chassis connection via **extremely stable frame members** is the guarantee of maximum torsional rigidity. Quality that you can feel – journey after journey, year after year.



Tested lightning protection

Aluminium on the roof and inner walls provides protection like a Faraday cage. Additional lightning conductors in the chassis significantly* increase this protection effect. The lightning protection test has been proven: a Carthago main cabin provides verified protection against lightning strikes!



Lightning penetration

with conventional GRP roof with wood/GRP roof interior.



Your added value

- + Tested lightning protection
- + Protection from hailstones and moisture
- + 10 year water ingress warranty
- + Easy to repair in the event of damage
- + Stone chipping and underfloor protection



Hail protection

thanks to top side of roof being made from GRP. This makes your insurance premiums cheaper. The special feature: The protection against lightning strikes is retained thanks to the aluminium on the inside of the roof.



Moisture protection

The Carthago body is the guarantee of all-round protection. Its design provides protection from moisture. This promise is backed up by a **ten-year water ingress warranty**.



Stone chipping protection / underride guard

The GRP floor underside provides long-term protection against damage caused by stone impacts, rotting and moisture. For years – without the need for maintenance! The lowered frame of the scooter garage simultaneously acts as an underride guard and reduces collision damage.

Ease of repair

Wherever possible, attention is paid to segmentation during the development of the main body components. In event of damage, this makes replacement easier and saves money. For example, there is a separately replaceable rear bumper at the rear of every vehicle.

Double floor with huge storage compartment

More room for your holiday

You can never have enough storage space in a motorhome! This is why a considerable amount of attention is paid to the amount of storage space during the development of the Carthago A-Class.

More than 40 years of consistent development orientation to the individual needs of motorhome enthusiasts is clearly evident in the Carthago storage space solution. Because for optimum practical use, it is not just about the volume but the ease of access for loading and unloading, and also protection from frost.

Thanks to the unique double floor and many extra-deep storage compartments, the Carthago A-Class models have plenty of room for your entire holiday luggage! Bulky items such as camping furniture or skis are stowed away in an optimum fashion in the central through-loading space. Numerous large exterior hatches make it easy to load the double floor from the outside. Large, accessible living area floor hatches in the living and kitchen area give you convenient access to the extra low storage compartments from the inside. The double floor also acts as insulation, protecting your cargo from frost.

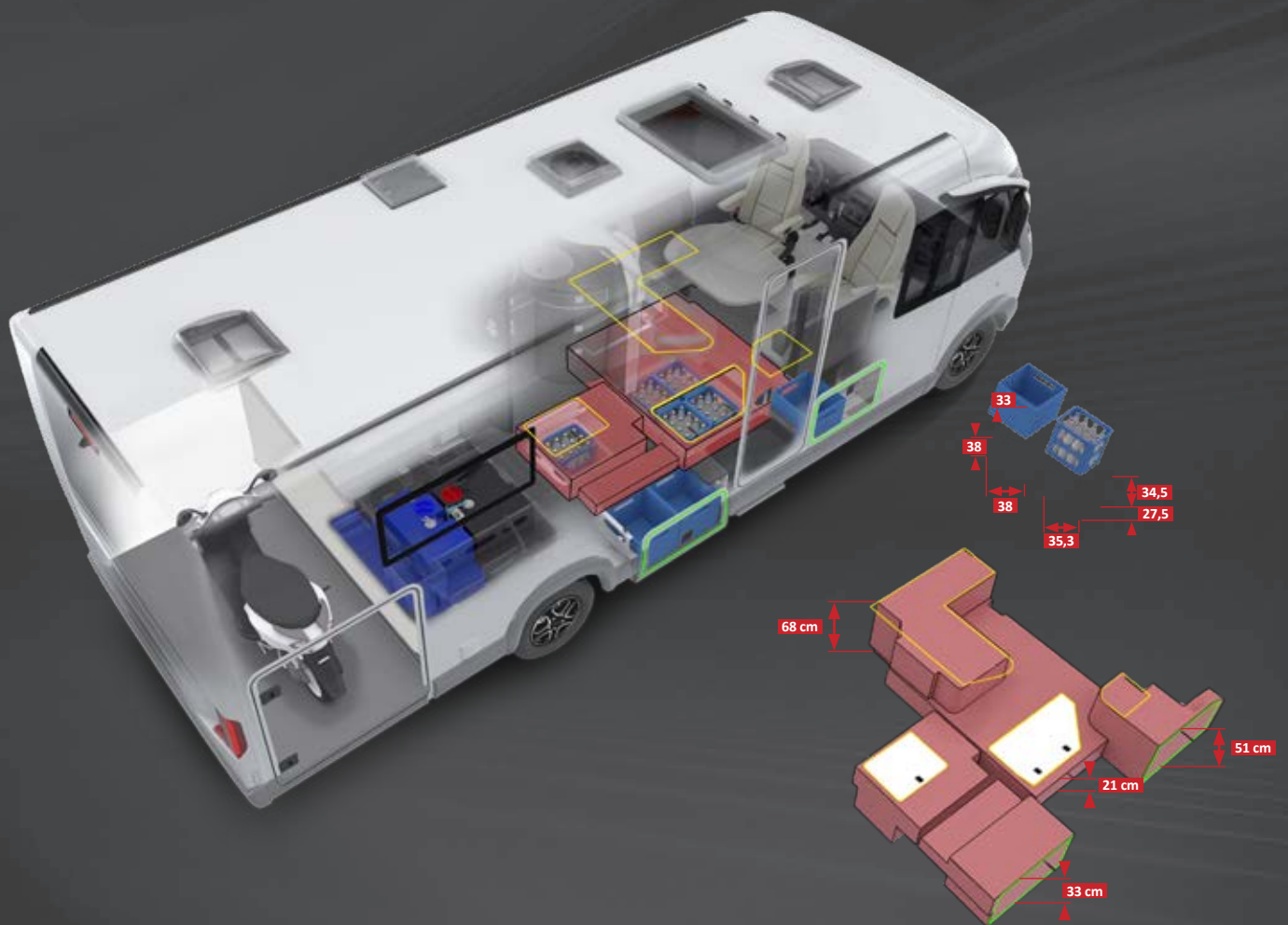
Your added value

- + **Biggest storage compartment in its class**
- + **Unique, large double floor**
- + **Convenient exterior and interior access "EASY ENTRY"** – load from the outside, unload from the inside
- + **Extra-deep storage compartments for additional usable height**
- + **Lowered storage compartment elaborately manufactured in original bodywork sandwich**, therefore maximum stability and high-efficiency insulation
- + **Fully usable storage compartment volume**, no restrictions caused by the installation of technical components
- + **Weight and balance - weight optimisation** and additional payload thanks to maximum usable axle loads and balanced weight distribution between front and rear axle



Approx. 1,280 l double floor storage compartment!


(on the example of the chic c-line l 4.9 LE)



- Double floor with access via interior and exterior hatches (volume approx. 1,280 litres)
- Access to double floor via exterior hatch
- Access to double floor from the inside (seat bench and floor hatches)

Double floor with huge storage compartment

EASY ENTRY – convenient loading from the outside, easy removal from the inside



**Usable height
up to 78 cm**

PASSENGERS SIDE



Gas bottle compartment



Scooter garage with large interior height thanks to deep lowering, with access from both sides via two large scooter garage doors at the driver and passenger sides

Load from the outside



Convenient loading of the double floor storage compartment via a large external hatch

Unload from the inside

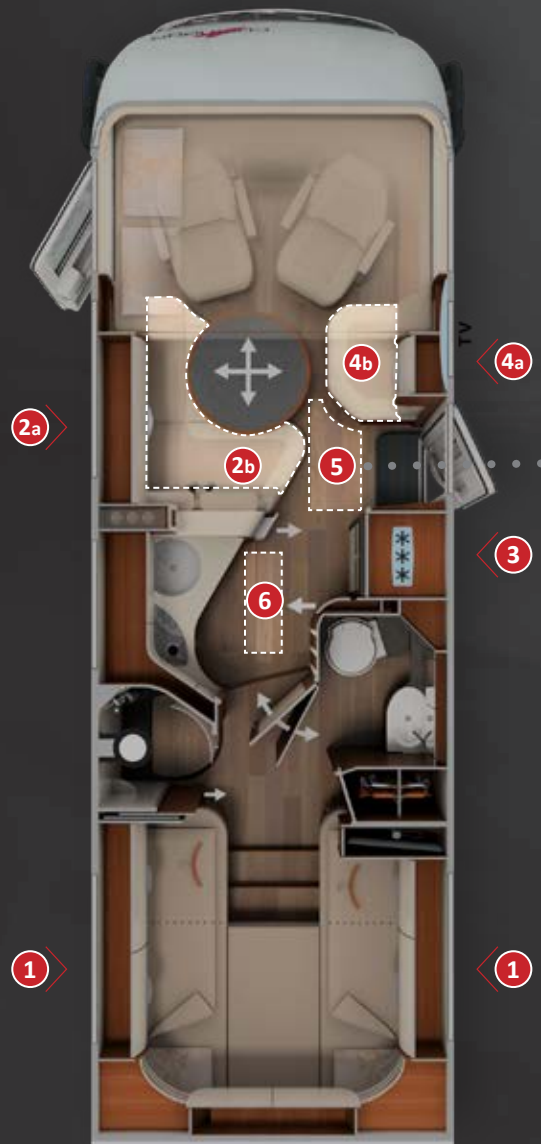


Easy removal of the storage compartment contents from the inside via the lift-up seat bench cover of the L-shaped lounge seating area with patented fitting

Additional double floor storage compartments



Living area floor hatch with double floor storage box (42 cm usable depth) in heated double floor





Your added value

- + **Double floor** with huge, heated storage compartment, usable height up to 78 cm
- + **Access from the exterior** via several large hatches
- + **Access from the interior** via the L-shaped lounge seating area seat bench cover, the swing-up side seat bench and the large living area floor hatch
- + **Large, central through-loading space** (interior height up to 22 cm) with deeply lowered storage compartment (usable height up to 46 cm), also conveniently loadable from the outside through the XL habitation door via the large, self-supporting living area floor hatch
- + **Climate storage function:** The entire double floor is heated with an underfloor heating effect

DRIVERS SIDE



Large, additional double floor storage compartment with separate exterior hatch



Convenient loading of the double floor storage compartment via a large external hatch

Load from the outside



Large living area floor hatch in the entrance area: also easy to load from the outside when the XL habitation door is open



Easy removal of contents via swing-up side seat bench

Unload from the inside

Carthago Pedelec scooter garage

The garage wonder for queen-size bed models with an interior loading height extension of up to 124 cm

Will your big bike or Pedelec not fit into the rear garage of your motorhome?

Not a problem with Carthago's queen-size bed models. This is how it's done: Just swivel up the rear bed from the outside **with a single manual operation**, park the bike in the garage, **lower the rear bed again**. The Carthago trick:

a recess in the floor accommodates the bike. Securely lash everything – done in an instant and handlebar heights of up to 124 cm are possible in combination with the swing-up bottom edge of the bed. In spite of this, the bed is easily accessible from the inside at any time thanks to the low position. Just another one of the many great Carthago ideas. And because it is so good, we **had it patented right away.** ⁽¹⁾



Pedelec scooter garage

Available with the c-tourer to chic e-line model series with queen-size beds



Easy loading

of a Pedelec using the push-in system with the hook-on drive-in ramp




Your added value

- + **Patented⁽¹⁾: Carthago Pedelec scooter garage**
- + **Interior height extension**
of the Pedelec scooter garage to up to 124 cm in the queen-size bed models
- + **In spite of low bed access**
Bike with handlebar height of up to 124 cm can be transported in the rear garage, no unloading required in order to sleep
- + **Innovative solution**
With easy operation
- + **Cover panel for floor recess,**
can therefore also be used as additional storage compartment with a level garage floor



Loading height extension
by simply swivelling up the interior rear bed with one hand and the additional lowered floor recess



Handlebar height of up to 124 cm is therefore possible

Carthago payload & weight and balance

Additional safety and comfort due to optimum weight distribution

No fear of the scales: a Carthago has reserves, even for large luggage items! **Heavy payload** can be found in the specification whenever a new Carthago is constructed. Because this forms the basis for outstanding comfort, independence and safety when you are travelling. It is a natural constituent of the Carthago Premium DNA. A harmonious **weight balance** is a matter of course for a Carthago. The basis is formed by a load-bearing chassis with two or even three axles, which provide an individual solution for the respective requirement.

Clever wheelbases ensure that the weight distribution is favourable, utilise the maximum axle loads and lead to a safe and confident driving style at the same time. Intelligent **lightweight construction technology** reduces the weight of the vehicle. Carthago also means not having to forego anything with regard to payload, since holidaymakers do not have to restrict themselves, even on long trips: you can simply take your favourite things from clothing to Pedelects with you in the huge storage compartments. And the reserves in the Carthago are always sufficient for your holiday souvenirs.

Maximum payload reserves – with the best possible balancing*

(on the example of the chic c-line I 4.9 LE)





Your added value

- + **Travel comfort**
no restrictions as far as holiday luggage is concerned, and optimum utilisation of the potentially record-breaking storage compartments in the Carthago motorhome
- + **Weight and balance – weight optimisation**
Additional payload due to balanced weight distribution between front and rear axle
- + **Many individual weight variants**
Result in individual reserves for each model and each configuration
- + **Maximum safety on the road**
No risk due to overloading and over-stressed components, safe driving style



The Carthago double floor

Together with the high-stability self-supporting main body construction, it contributes to providing a high degree of stability and torsional rigidity, and is extremely lightweight at the same time. A “special light” AL-KO low frame is used exclusively for the lightweight models. Result: minimal vehicle weight – maximum payload.



Balanced weight distribution

Large storage compartments and sufficient payload alone are not enough. Carthago uses wheelbases which are coordinated in a model-specific way. The result is an optimum weight balance between the front and rear axles – the prerequisite for practical use of the storage space.

Press opinions

“During testing, the c-compactline 141 LE A-Class proved itself in the best possible way in terms of living quality and practicality. Other positives worth mentioning are the winter-proof habitation with double floor, the accurate furniture design, the high quality level and the payload reserves. Overall, the A-Class in the Van format proved itself to be an active holiday companion with great living ambience and a smart outfit for a demanding clientèle with spending power”.

Wohnmobil & Caravan, 04/2020,
c-compactline Super-Lightweight I 141 LE

“Play it safe! A calming thought which suits the feel-good ambience in the interior. [...] How it drives: Surprisingly nippy for such a large vehicle. Our driving dynamics expert Tim Dahlgard was impressed after his comprehensive range of tests – including an “elk test”, a slalom test and ten full brake applications at 100 km/h: The Carthago is very stable to drive. The brakes show few signs of fading, and the ESP and the chassis are perfectly coordinated. [...] The chassis responds sensitively and provides good suspension, and the new electric power steering provides good contact with the road surface. The lowered windscreen is of particular benefit here, as it provides good visibility towards the front. There is also very little noise.”


AutoBild Reisemobil, 06/2022,
chic c-line I 4.9 LE

Carthago heating and air conditioning technology

Cosy and comfortable, just like at home


We can't think of any reason why you should have to forego a good climate, regardless of where you are travelling to, and when. For this reason, a Carthago provides year-round comfort thanks to technical refinements such as heat-reflecting walls, targeted heating of the on-board equipment and heat

circulation throughout the double floor. This provides the best conditions for a **real well-being climate during both summer and winter**. Because that which insulates and keeps the heat in during the winter also keeps you cool during the summer.



Targeted heating of driver's cabin area

In all A class models, the front area of the dashboard has targeted heating. As a result, the double-shell front end acts like an area heater. The living area in the driver's cab therefore has a pleasant temperature without a flow of cold air coming from the vicinity of the windscreen.



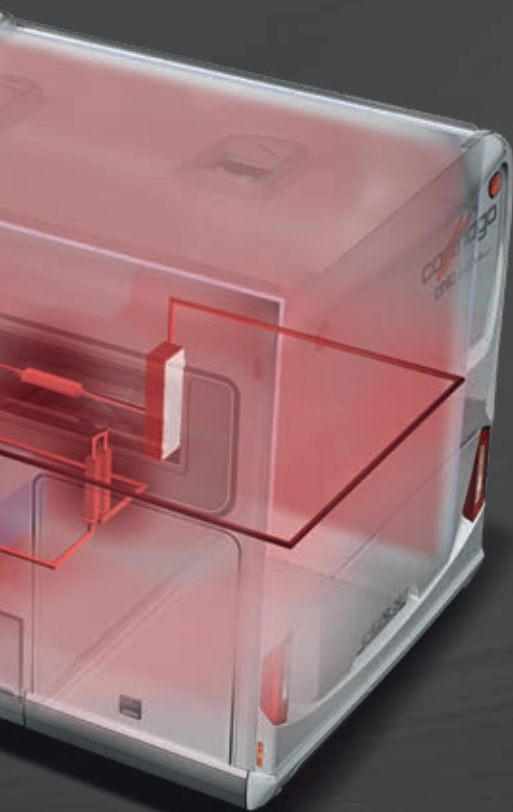
Carthago underfloor heating effect

Numerous warm air outlets and heat circulation channels in the entire climate storage double floor provide even heat distribution. This heat accumulation radiates upwards towards the floor of the living area and gives it a pleasant warmth. You always have warm feet in a Carthago.




Your added value

- + **Aluminium interior walls**
= 1,000 times better heat distribution than conventional wooden interior walls
- + **Winter-proof motorhome**
with year-round comfort
- + **Underfloor heating effect**
your feet are always warm
- + **No undesirable draughts**
thanks to cold stops in critical locations
- + **Even heat distribution**
and radiation due to the aluminium inner wall
- + **Heat storage effect**
and efficient insulation reduce gas consumption
- + **Targeted heating**
of all technology components safeguards functionality



Heated technical components

Areas which are sensitive to cold are provided with targeted heating in a Carthago motorhome: all technical components such as tanks, batteries, storage compartments, doorways, etc. This is the guarantee of full functionality, even at low minus temperatures.



Carthago wall heater effect

Aluminium that is also on the insides of the walls stores the heat that is absorbed and evenly gives it off again. This results in a very pleasant wall heater effect. Aluminium conducts heat 1,000 times better than conventional inside walls made from timber.

Carthago driver's cabin vision concept

One thing is for sure: Carthago

Vision is safety: you have the road in view sooner in an A class motorhome from Carthago. The unique Carthago driver's cabin visibility concept provides you with completely new perspectives and a real Liner feeling when you are driving. The special sitting position while driving, the extra-large upwards and downwards viewing angle, the extra-low windscreen and the dashboard front which slopes steeply forwards provide visual contact with the road surface after just 2.77 m. When it rains, the view is improved by the optimum wiping area of

the windscreen wipers. The **large "Carthago best view" bus mirrors** provide an excellent view to the rear. The AL-KO low frame with **wide track safety running gear** lowers the centre of gravity and provides a secure contact with the ground. The **double floor** provides the high-stability main cabin with additional rigidity – you have the best possible protection in this body, which has been designed with safety in mind. The comprehensive Carthago safety package also comes as standard.



Driving safety

Carthago is a pioneer when it comes to driving safety. The modern safety and comfort systems from the Fiat Ducato and the AL-KO low frame chassis are supplemented by Carthago's own safety technology. Carthago is the first and only motorhome manufacturer with tested motorhome driving comfort that has been certified by the TÜV.




"Carthago best view" bus mirror

Bus mirror system suspended at the side with large main mirror and an additional wide-angle mirror – perfect view towards the rear, no blind spot.



Your added value

- + **Best test result in comparison test with other A class motorhomes***
- + **Maximum upwards visibility**
Increased viewing angle due to the high windscreen (view of traffic lights)
- + **Best test result for visibility towards the front***
in the comparison test with other integrated competition vehicles: road surface visible in driving position already from a distance of 2.77 m in a Carthago.
Perfect, ergonomic cockpit design and the front end of the dashboard which slopes forwards at a steep angle and the low windscreen
- + **Optimised windscreen wiping area**
Larger field of view when it is raining
- + **"Carthago best view" bus mirror**
For maximum field of view towards the rear
- + **Comprehensive safety package as standard**



277 cm



Maximum upwards visibility

Increased viewing angle due to the high windscreen (view of traffic lights).



Carthago driver's cabin all-round field of visibility

Perfect overview when travelling - more safety for you. Maximum viewing angle upwards and downwards. Perfect vision to the rear and side.

* on Fiat chassis

Carthago Personality

Exterior design leadership

Distinctive, unmistakable, unique: a Carthago is THE face in the crowd. It is just as individual as its owner. The evolutionary Carthago design sets standards that go beyond the motorhome industry. **Shape and function** combined into a perfect symbiosis. Powerful radiator grille and elegant cab mask, stylishly rounded transition from the side walls to the roof, offset sills and a striking rear – together with the subtle décor, this all

combines to produce the typical Carthago look with harmonious shapes and flowing lines. **Every detail is well thought-out.** The main cabin window and hatches are flush-mounted in the side walls. Even the filler cap of the A class motorhomes is flush mounted. The rear lights from the rear of the vehicle – with Carthago C-branding in LEDs.



The Carthago lighting technology and the v-face design. The standard Carthago full LED headlights impress with their design and illuminance from the chic c-line model series onwards.



The Carthago curved roof: a Carthago awakens emotions because of its independent and elegant design such as the curved roof that is typical of the brand. It also increases the torsion resistance of the body, and there is less susceptibility to side wind. The perfect combination of design and practicality!

Your added value

- + **Distinctive and unmistakable exterior design**
- + **Elegance and dynamics**
thanks to three-dimensional shapes and curves
- + **Individual appearance**
thanks to unique design concept
- + **Flat bodywork surfaces**
thanks to the invisibly recessed hinges and the flush-mounted fuel tank flap



The fuel tank flap is flush-fitted in the Carthago A class models.



Door and hatches: All of the hinges on the doors and hatches are invisibly recessed into the frame. This results in a homogeneous look and easy cleaning.



The GRP rear with bus look from the chic c-line series upwards sets standards with regard to design thanks to its sporty and elegant exterior look.

Carthago Personality

Interior design leadership

Carthago has been nominated as the clear favourite in the exterior and interior design categories time and time again in the voting for the motorhome of the year. To us, this means confirmation of our design concept and incentive at the same time. All Carthago developments, the choice of **materials** that are used and the **workmanship** thereof take place **with**

considerable care. With a great deal of commitment and personal passion, down to the smallest detail: the result is a special Carthago living fascination. A **feel-good factor** which you can **see and feel when you enter a Carthago motorhome for the first time.**



Ergonomically perfect padding

Make yourself comfortable! Top quality foams and covers with special dirt-repellent finishing are a prerequisite for comfortable sitting and relaxation.



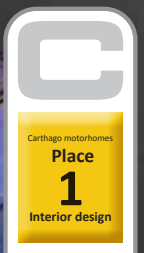
Simply elegant: the Carthago dashboard

The elegant leather covering of the moulded part of the dashboard combined with the high-quality ventilation vents underlines the feeling of pure exclusivity. Colour coordinated depending on the interior design of the model series.



LED lighting technology

Bright reading light or cosy ambient lighting, continuously dimmable* – made possible by the Carthago LED lighting technology. Numerous spotlights in the right locations and effective indirect lighting provide impressive effects. And this is also power-saving and long-lasting.





Your added value

- + Furniture made in our own Carthago joinery shop
- + Stable "Durafix" double connection technology screwed in place and mortised
- + No creaking or rattling while driving, noise reduction by means of anti-knocking cushioning
- + Stays, hinges and rails in solid, household quality
- + Seating comfort on long journeys thanks to the ergonomically shaped quality upholstery
- + Indirect lighting with LED lighting technology for pleasant lighting



Furniture from our own joinery shop

Painstakingly manufactured and fitted, piece by piece – nothing wobbles or rattles. High stability thanks to the "Durafix" double connection technology and designed for a long life.



High-quality hinges / fittings

The furniture fittings, flap stays, drawers and door handles in a Carthago are of a high quality standard, just like at home. The demand for the highest quality, durability, function and exclusive design characterises the choice of these components.



More than just a hint of luxury

The Macchiato Performance and Sand Performance leather variants with diamond quilting are reminiscent of exclusive yachts. The models on the Mercedes-Benz Sprinter chassis also combine the Carthago-typical leather-covered dashboard with the modern MBUX infotainment system with a 10.2" display (optional).

Our powerful partners

Top class partners for top class quality

A top chef only uses the best ingredients for a first class menu. Only selected components are also used for top class motorhomes. We have chosen strong partners for your Carthago - strong in performance, strong in quality and strong in service.

So that you can enjoy your holiday in a Carthago in a relaxing way, just like you would enjoy a Michelin-starred menu. Would you like to upgrade your Carthago into your own personal travel dream? If so, we recommend having your original Carthago accessories factory-installed.



Aguti

www.aguti.com



Aguti seats are multi-talented with regard to comfort, safety and ergonomics. They are specially tailored to the requirements of motorhomes, and fulfil all travelling and living requirements. The seats are guaranteed to provide healthy seating that supports your body, thanks to the anatomically adapted contact surfaces for the legs and back.



Alois Kober GmbH

www.alko-tech.com



Carthago puts its trust in innovative AL-KO technology such as the AMC chassis with torsion bar suspension and individual wheel suspension for more comfort and safety and also the high-strength and hot-dip galvanised AL-KO lightweight construction technology for more storage space and more payload. But also the innovative and modern hydraulic supports and pneumatic suspension systems with intuitive operation.

alphatronics

alphatronics – Size in detail

www.alphatronics.de



All of the televisions in your Carthago motorhome are manufactured by alphatronics in Nuremberg. This ensures that you get consistently high quality, so that all your expectations of a reliable motorhome television are fulfilled. The “Made in Germany” quality claim is not only manifested during the manufacture of the devices, but starts during development. The company is always at the cutting edge due to having its own development department, and has been impressing its customers for years with innovations for mobile use.

 **DOMETIC**
Mobile living made easy.

DOMETIC

www.dometic.com



DOMETIC 10 series – keep it fresh, keep it cool. The new 10 series by Dometic has completely redefined the standards for mobile refrigerators: double sided door stop for access from both sides, aluminium handles over the entire height of the fridge, intuitive control with TFT display and the best cooling power in this class!

Our powerful partners



Super B

www.super-b.com



Super B supplies the lithium batteries for Carthago. These high-end lithium batteries provide tremendous energy reserves and are much lighter, easy to install and have a considerably longer shelf life than other batteries. The Epsilon battery was specially developed for use in motorhomes. Due to the company's own intelligent battery management (BMS) and Bluetooth functionality, you are always kept informed about the current status of the battery and the amount of energy that is available. You will enjoy a high degree of self-sufficiency and optimum comfort on your trip with Carthago and Super B.



Teleco

www.telecogroup.com



The Teleco Group is one of Europe's leading companies in the camping accessories area. Teleco stands for quality products in the areas of satellite systems, televisions, air conditioning systems and generators. Particularly in satellite systems and televisions, the products excel because of their high quality, precision and innovative technology. More than 40 years of experience and a pan-European service network make Teleco a reliable partner. This is why Carthago puts its trust in its satellite systems.



Thule
www.thule.com



Travelling with your leisure vehicle means freedom: you can start whenever you want, and go wherever you want. You can stop in the most beautiful locations and enjoy living outdoors. A Thule awning is the perfect way to have a protected area next to your vehicle. Check out our smart blockers, tents, bike racks and much more!



Truma Gerätetechnik GmbH & Co. KG
www.truma.com



Camping enthusiasts like to go on holiday all year round – and they have the comfort which they are accustomed to thanks to the Truma heating systems. The Combi heating systems combine two functions in one device. They heat the living area and also the water. The Combi heaters can be powered by gas, electricity, diesel or a combination of fuels, depending on the model. Discover the next generation of our Truma Combi D!

Carthago Reisemobilbau GmbH
www.carthago.com



Changes may occur during the model year after the editorial deadline for this printed document in July 2022. The manufacturer reserves the right to make structural and design changes that become necessary, provided they are in the interest of technical progress and are reasonable for the customer, plus changes to equipment, differences in colour combinations or individual colour shades, material quality differences and changes to the scope of delivery on the part of the manufacturer. This also applies to colour differences on basic vehicles, insofar as they are a result of changes made by the basic vehicle manufacturer. Please consult your dealer for detailed advice concerning the status of the current product or series.

The information about the scope of delivery, appearance, performance, dimensions and weights of the vehicles (differences within the scope of the factory tolerances ($\pm 5\%$ max.) are possible and permissible) corresponds to the state of knowledge at the time of going to print. Please be aware that some of the vehicles are depicted with special equipment for which an additional charge applies. In some cases they are shown with equipment features that do not correspond to the series production version and are also not available as special equipment. The decoration depicted in the catalogue is not a constituent of the scope of delivery. More technical information can be found in the price list.

Prior written consent from Carthago Reisemobilbau GmbH is required for the reprinting of this publication or extracts thereof. The information in this publication is compliant with the German StVO and StVZO (road traffic and road traffic licensing regulations). No liability accepted for errors and/or misprints.

¹⁾ Patents are model- and country-specific